


## **Appendix A: Photographs of the Test Set-Up**


<b>APPENDIX A: PHOTOGRAPHS OF THE TEST SET-UP.....</b>	<b>1</b>
PHOTOGRAPH 1: SET-UP PHOTO FOR RADIATED SPURIOUS EMISSION, 30MHz - 1GHz .....	2
PHOTOGRAPH 2: SET-UP PHOTO FOR RADIATED SPURIOUS EMISSION, ABOVE 1GHz .....	3
PHOTOGRAPH 3: SET-UP PHOTO FOR CONDUCTED EMISSION ON AC MAINS.....	4
PHOTOGRAPH 4: SET-UP FOR RADIATED EMISSION, BELOW 1GHz.....	4
PHOTOGRAPH 5: SET-UP FOR RADIATED EMISSION, ABOVE 1GHz.....	5

**Photograph 1: Set-up photo for Radiated Spurious Emission, 30MHz - 1GHz**

Left earphone




Right earphone




**Photograph 2: Set-up photo for Radiated Spurious Emission, Above 1GHz**


Left earphone




Right earphone



Photograph 3: Set-up photo for Conducted Emission on AC Mains



Photograph 4: Set-up for Radiated Emission, Below 1GHz



**Photograph 5: Set-up for Radiated Emission, Above 1GHz**

