

## Appendix B: Test Results of BDR & EDR

<b>APPENDIX B: TEST RESULTS OF BDR &amp; EDR.....</b>	<b>1</b>
<b>APPENDIX B.1: TEST RESULTS OF 99% BANDWIDTH.....</b>	<b>2</b>
<i>BDR mode (GFSK).....</i>	<i>2</i>
<i>EDR mode (8DPSK).....</i>	<i>5</i>
<b>APPENDIX B.2: TEST RESULTS OF 20DB BANDWIDTH .....</b>	<b>8</b>
<i>BDR mode (GFSK).....</i>	<i>8</i>
<i>EDR mode (8DPSK).....</i>	<i>11</i>
<b>APPENDIX B.3: TEST RESULTS OF CARRIER FREQUENCY SEPARATION.....</b>	<b>14</b>
<i>BDR mode (GFSK).....</i>	<i>14</i>
<i>EDR mode (8DPSK).....</i>	<i>17</i>
<b>APPENDIX B.4: TEST RESULTS OF NUMBER OF HOPPING FREQUENCY.....</b>	<b>20</b>
<i>BDR mode (GFSK).....</i>	<i>20</i>
<i>EDR mode (8DPSK).....</i>	<i>21</i>
<b>APPENDIX B.5: TEST RESULTS OF TIME OF OCCUPANCY .....</b>	<b>22</b>
<i>BDR mode (GFSK).....</i>	<i>22</i>
<i>EDR mode (8DPSK).....</i>	<i>25</i>
<b>APPENDIX B.6: TEST RESULTS OF CONDUCTED SPURIOUS EMISSIONS MEASURED IN 100 KHz BANDWIDTH.....</b>	<b>28</b>
<i>BDR mode (GFSK).....</i>	<i>28</i>
<i>Low Channel.....</i>	<i>28</i>
<i>Middle Channel.....</i>	<i>29</i>
<i>High Channel.....</i>	<i>30</i>
<i>Band Edge, Low Channel.....</i>	<i>31</i>
<i>Band Edge, High Channel.....</i>	<i>31</i>
<i>Band Edge, Hopping Mode, Low Channel.....</i>	<i>32</i>
<i>Band Edge, Hopping Mode, High Channle.....</i>	<i>32</i>
<i>EDR mode (8DPSK).....</i>	<i>33</i>
<i>Low Channel.....</i>	<i>33</i>
<i>Middle Channel.....</i>	<i>34</i>
<i>High Channel.....</i>	<i>35</i>
<i>Band Edge, Low Channel.....</i>	<i>36</i>
<i>Band Edge, High Channel.....</i>	<i>36</i>
<i>Band Edge, Hopping Mode, Low Channel.....</i>	<i>37</i>
<i>Band Edge, Hopping Mode, High Channle.....</i>	<i>37</i>
<b>APPENDIX B.7: TEST RESULTS OF RADIATED SPURIOUS EMISSIONS .....</b>	<b>38</b>
<i>30MHz - 1GHz.....</i>	<i>38</i>
<i>1GHz - 18GHz.....</i>	<i>46</i>
<b>APPENDIX B.8: TEST RESULTS OF RADIATED EMISSIONS IN RESTRICTED BANDS.....</b>	<b>70</b>
<b>APPENDIX B.9: TEST RESULTS OF CONDUCTED EMISSION ON AC MAINS.....</b>	<b>86</b>
<i>BT connecting mode.....</i>	<i>86</i>

## Appendix B.1: Test Results of 99% Bandwidth

### BDR mode (GFSK)

FCC Part 47 §15.247 2400-2483.5 MHz 2017

Occupied Channel Bandwidth 99% (2402 MHz; 10.000 dBm; 1 MHz; Test Mode)

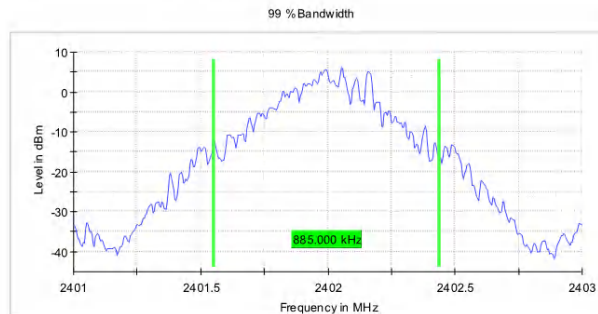
Test according to FCC title 47 part 15 §15.247(a), KDB 558074 D01 DTS Meas Guidance v04 and ANSI C63.10-2013

#### 99 % Bandwidth

DUT Frequency (MHz)	Bandwidth (MHz)	Limit Min (MHz)	Limit Max (MHz)	Band Edge Left (MHz)	Band Edge Right (MHz)
2402.000000	0.885000	---	---	2401.552500	2402.437500

(continuation of the "99 % Bandwidth" table from column 6 ...)

DUT Frequency (MHz)	Result
2402.000000	PASS



#### Measurement

Setting	Instrument Value	Target Value
Start Frequency	2.40100 GHz	2.40100 GHz
Stop Frequency	2.40300 GHz	2.40300 GHz
Span	2.000 MHz	2.000 MHz
RBW	10.000 kHz	>= 10.000 kHz
VBW	30.000 kHz	>= 30.000 kHz
SweepPoints	400	~ 400
SweepTime	189.648 µs	AUTO
Reference Level	10.000 dBm	10.000 dBm
Attenuation	30.000 dB	AUTO
Detector	MaxPeak	MaxPeak
SweepCount	500	500
Filter	3 dB	3 dB
Trace Mode	Max Hold	Max Hold
SweepType	FFT	AUTO
Preamp	off	off
Stablemode	Trace	Trace
Stablevalue	0.30 dB	0.30 dB
Run	6 / max. 150	max. 150
Stable	3 / 3	3
Max Stable Difference	0.10 dB	0.30 dB

FCC Part 47 §15.247 2400-2483.5 MHz 2017

**Occupied Channel Bandwidth 99% (2441 MHz; 10.000 dBm; 1 MHz; Test Mode)**

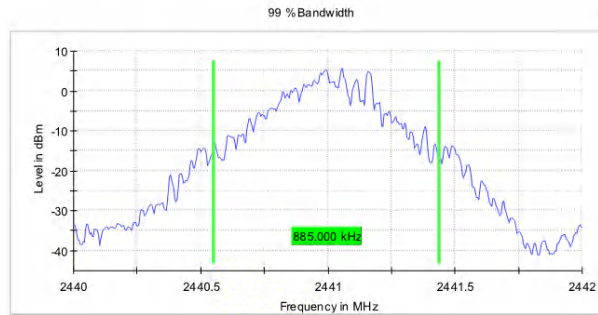
Test according to FCC title 47 part 15 §15.247(a), KDB 558074 D01 DTS Meas Guidance v04 and ANSI C63.10-2013

**99 % Bandwidth**

DUT Frequency (MHz)	Bandwidth (MHz)	Limit Min (MHz)	Limit Max (MHz)	Band Edge Left (MHz)	Band Edge Right (MHz)
2441.000000	0.885000	---	---	2440.552500	2441.437500

(continuation of the "99 % Bandwidth" table from column 6 ...)

DUT Frequency (MHz)	Result
2441.000000	PASS



**Measurement**

Setting	Instrument Value	Target Value
Start Frequency	2.44000 GHz	2.44000 GHz
Stop Frequency	2.44200 GHz	2.44200 GHz
Span	2.000 MHz	2.000 MHz
RBW	10.000 kHz	>= 10.000 kHz
VBW	30.000 kHz	>= 30.000 kHz
SweepPoints	400	~ 400
SweepTime	189.648 µs	AUTO
Reference Level	10.000 dBm	10.000 dBm
Attenuation	30.000 dB	AUTO
Detector	MaxPeak	MaxPeak
SweepCount	500	500
Filter	3 dB	3 dB
Trace Mode	Max Hold	Max Hold
SweepType	FFT	AUTO
Preamp	off	off
Stablemode	Trace	Trace
Stablevalue	0.30 dB	0.30 dB
Run	5 / max. 150	max. 150
Stable	3 / 3	3
Max Stable Difference	0.13 dB	0.30 dB

FCC Part 47 §15.247 2400-2483.5 MHz 2017

**Occupied Channel Bandwidth 99% (2480 MHz; 10.000 dBm; 1 MHz; Test Mode)**

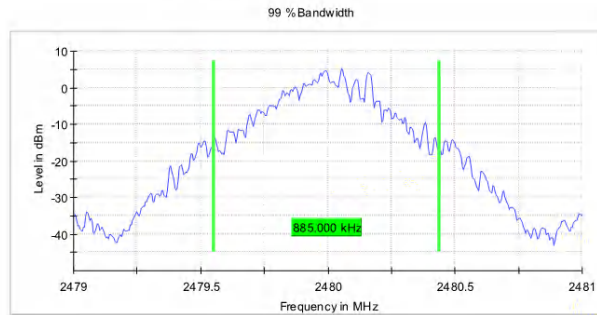
Test according to FCC title 47 part 15 §15.247(a), KDB 558074 D01 DTS Meas Guidance v04 and ANSI C63.10-2013

**99 % Bandwidth**

DUT Frequency (MHz)	Bandwidth (MHz)	Limit Min (MHz)	Limit Max (MHz)	Band Edge Left (MHz)	Band Edge Right (MHz)
2480.000000	0.885000	---	---	2479.552500	2480.437500

(continuation of the "99 % Bandwidth" table from column 6 ...)

DUT Frequency (MHz)	Result
2480.000000	PASS



**Measurement**

Setting	Instrument Value	Target Value
Start Frequency	2.47900 GHz	2.47900 GHz
Stop Frequency	2.48100 GHz	2.48100 GHz
Span	2.000 MHz	2.000 MHz
RBW	10.000 kHz	>= 10.000 kHz
VBW	30.000 kHz	>= 30.000 kHz
SweepPoints	400	~ 400
SweepTime	189.648 µs	AUTO
Reference Level	10.000 dBm	10.000 dBm
Attenuation	30.000 dB	AUTO
Detector	MaxPeak	MaxPeak
SweepCount	500	500
Filter	3 dB	3 dB
Trace Mode	Max Hold	Max Hold
SweepType	FFT	AUTO
Preamp	off	off
Stablemode	Trace	Trace
Stablevalue	0.30 dB	0.30 dB
Run	5 / max. 150	max. 150
Stable	3 / 3	3
Max Stable Difference	0.13 dB	0.30 dB

**EDR mode (8DPSK)**

FCC Part 47 §15.247 2400-2483.5 MHz 2017

**Occupied Channel Bandwidth 99% (2402 MHz; 10.000 dBm; 1 MHz; Test Mode)**

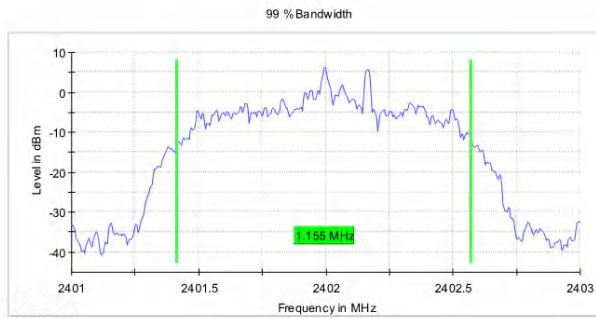
Test according to FCC title 47 part 15 §15.247(a), KDB 558074 D01 DTS Meas Guidance v04 and ANSI C63.10-2013

**99 % Bandwidth**

DUT Frequency (MHz)	Bandwidth (MHz)	Limit Min (MHz)	Limit Max (MHz)	Band Edge Left (MHz)	Band Edge Right (MHz)
2402.000000	1.155000	---	---	2401.417500	2402.572500

(continuation of the "99 % Bandwidth" table from column 6 ...)

DUT Frequency (MHz)	Result
2402.000000	PASS



**Measurement**

Setting	Instrument Value	Target Value
Start Frequency	2.40100 GHz	2.40100 GHz
Stop Frequency	2.40300 GHz	2.40300 GHz
Span	2.000 MHz	2.000 MHz
RBW	10.000 kHz	>= 10.000 kHz
VBW	30.000 kHz	>= 30.000 kHz
SweepPoints	400	~ 400
SweepTime	189.648 µs	AUTO
Reference Level	0.000 dBm	0.000 dBm
Attenuation	20.000 dB	AUTO
Detector	MaxPeak	MaxPeak
SweepCount	500	500
Filter	3 dB	3 dB
Trace Mode	Max Hold	Max Hold
SweepType	FFT	AUTO
Preamp	off	off
Stablemode	Trace	Trace
Stablevalue	0.30 dB	0.30 dB
Run	6 / max. 150	max. 150
Stable	3 / 3	3
Max Stable Difference	0.10 dB	0.30 dB

FCC Part 47 §15.247 2400-2483.5 MHz 2017

**Occupied Channel Bandwidth 99% (2441 MHz; 10.000 dBm; 1 MHz; Test Mode)**

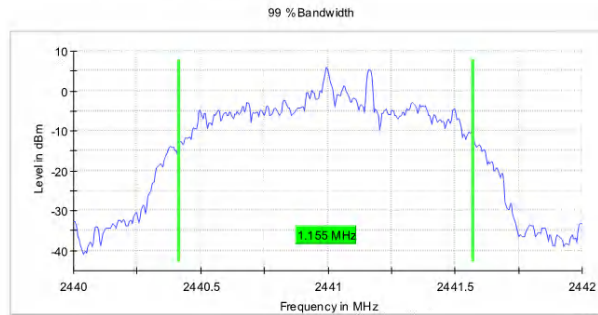
Test according to FCC title 47 part 15 §15.247(a), KDB 558074 D01 DTS Meas Guidance v04 and ANSI C63.10-2013

**99 % Bandwidth**

DUT Frequency (MHz)	Bandwidth (MHz)	Limit Min (MHz)	Limit Max (MHz)	Band Edge Left (MHz)	Band Edge Right (MHz)
2441.000000	1.155000	---	---	2440.417500	2441.572500

(continuation of the "99 % Bandwidth" table from column 6 ...)

DUT Frequency (MHz)	Result
2441.000000	PASS



**Measurement**

Setting	Instrument Value	Target Value
Start Frequency	2.44000 GHz	2.44000 GHz
Stop Frequency	2.44200 GHz	2.44200 GHz
Span	2.000 MHz	2.000 MHz
RBW	10.000 kHz	>= 10.000 kHz
VBW	30.000 kHz	>= 30.000 kHz
SweepPoints	400	~ 400
SweepTime	189.648 µs	AUTO
Reference Level	0.000 dBm	0.000 dBm
Attenuation	20.000 dB	AUTO
Detector	MaxPeak	MaxPeak
SweepCount	500	500
Filter	3 dB	3 dB
Trace Mode	Max Hold	Max Hold
SweepType	FFT	AUTO
Preamp	off	off
Stablemode	Trace	Trace
Stablevalue	0.30 dB	0.30 dB
Run	9 / max. 150	max. 150
Stable	3 / 3	3
Max Stable Difference	0.08 dB	0.30 dB

FCC Part 47 §15.247 2400-2483.5 MHz 2017

**Occupied Channel Bandwidth 99% (2480 MHz; 10.000 dBm; 1 MHz; Test Mode)**

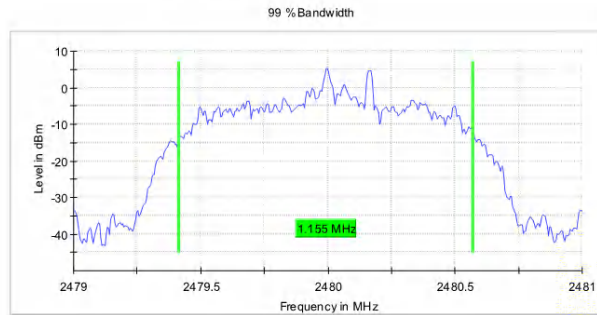
Test according to FCC title 47 part 15 §15.247(a), KDB 558074 D01 DTS Meas Guidance v04 and ANSI C63.10-2013

**99 % Bandwidth**

DUT Frequency (MHz)	Bandwidth (MHz)	Limit Min (MHz)	Limit Max (MHz)	Band Edge Left (MHz)	Band Edge Right (MHz)
2480.000000	1.155000	---	---	2479.417500	2480.572500

(continuation of the "99 % Bandwidth" table from column 6 ...)

DUT Frequency (MHz)	Result
2480.000000	PASS



**Measurement**

Setting	Instrument Value	Target Value
Start Frequency	2.47900 GHz	2.47900 GHz
Stop Frequency	2.48100 GHz	2.48100 GHz
Span	2.000 MHz	2.000 MHz
RBW	10.000 kHz	>= 10.000 kHz
VBW	30.000 kHz	>= 30.000 kHz
SweepPoints	400	~ 400
SweepTime	189.648 µs	AUTO
Reference Level	0.000 dBm	0.000 dBm
Attenuation	20.000 dB	AUTO
Detector	MaxPeak	MaxPeak
SweepCount	500	500
Filter	3 dB	3 dB
Trace Mode	Max Hold	Max Hold
SweepType	FFT	AUTO
Preamp	off	off
Stablemode	Trace	Trace
Stablevalue	0.30 dB	0.30 dB
Run	7 / max. 150	max. 150
Stable	3 / 3	3
Max Stable Difference	0.12 dB	0.30 dB

## Appendix B.2: Test Results of 20dB Bandwidth

### BDR mode (GFSK)

FCC Part 47 §15.247 2400-2483.5 MHz 2017

#### Emission Bandwidth 20 dB (2402 MHz; 10.000 dBm; 1 MHz; Test Mode)

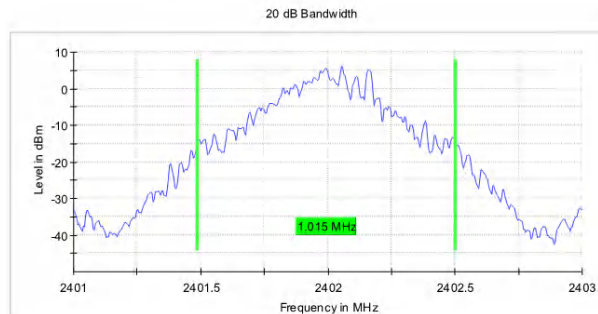
Test according to FCC title 47 part 15 §15.247(a), KDB 558074 D01 DTS Meas Guidance v04 and ANSI C63.10-2013

#### 20 dB Bandwidth

DUT Frequency (MHz)	Bandwidth (MHz)	Limit Min (MHz)	Limit Max (MHz)	Band Edge Left (MHz)	Band Edge Right (MHz)
2402.000000	1.015000	---	---	2401.487500	2402.502500

(continuation of the "20 dB Bandwidth" table from column 6 ...)

DUT Frequency (MHz)	Max Level (dBm)	Result
2402.000000	6.0	PASS



#### Measurement

Setting	Instrument Value	Target Value
Start Frequency	2.40100 GHz	2.40100 GHz
Stop Frequency	2.40300 GHz	2.40300 GHz
Span	2.000 MHz	2.000 MHz
RBW	10.000 kHz	>= 10.000 kHz
VBW	30.000 kHz	>= 30.000 kHz
SweepPoints	400	~ 400
SweepTime	189.648 µs	AUTO
Reference Level	0.000 dBm	0.000 dBm
Attenuation	20.000 dB	AUTO
Detector	MaxPeak	MaxPeak
SweepCount	200	200
Filter	3 dB	3 dB
Trace Mode	Max Hold	Max Hold
SweepType	FFT	AUTO
Preamp	off	off
Stablemode	Trace	Trace
Stablevalue	0.50 dB	0.50 dB
Run	8 / max. 150	max. 150
Stable	5 / 5	5
Max Stable Difference	0.04 dB	0.50 dB



FCC Part 47 §15.247 2400-2483.5 MHz 2017

**Emission Bandwidth 20 dB (2441 MHz; 10.000 dBm; 1 MHz; Test Mode)**

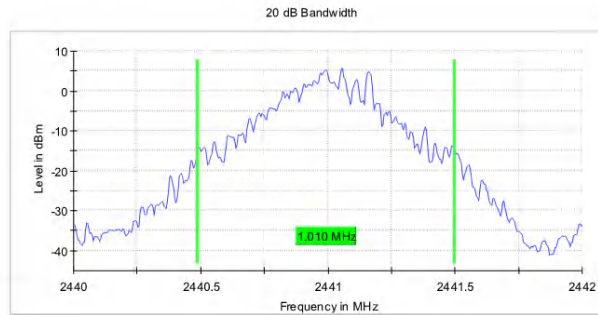
Test according to FCC title 47 part 15 §15.247(a), KDB 558074 D01 DTS Meas Guidance v04 and ANSI C63.10-2013

**20 dB Bandwidth**

DUT Frequency (MHz)	Bandwidth (MHz)	Limit Min (MHz)	Limit Max (MHz)	Band Edge Left (MHz)	Band Edge Right (MHz)
2441.000000	1.010000	---	---	2440.487500	2441.497500

(continuation of the "20 dB Bandwidth" table from column 6 ...)

DUT Frequency (MHz)	Max Level (dBm)	Result
2441.000000	5.7	PASS



**Measurement**

Setting	Instrument Value	Target Value
Start Frequency	2.44000 GHz	2.44000 GHz
Stop Frequency	2.44200 GHz	2.44200 GHz
Span	2.000 MHz	2.000 MHz
RBW	10.000 kHz	>= 10.000 kHz
VBW	30.000 kHz	>= 30.000 kHz
SweepPoints	400	~ 400
SweepTime	189.648 µs	AUTO
Reference Level	10.000 dBm	10.000 dBm
Attenuation	30.000 dB	AUTO
Detector	MaxPeak	MaxPeak
SweepCount	200	200
Filter	3 dB	3 dB
Trace Mode	Max Hold	Max Hold
SweepType	FFT	AUTO
Preamp	off	off
Stablemode	Trace	Trace
Stablevalue	0.50 dB	0.50 dB
Run	8 / max. 150	max. 150
Stable	5 / 5	5
Max Stable Difference	0.03 dB	0.50 dB

FCC Part 47 §15.247 2400-2483.5 MHz 2017

**Emission Bandwidth 20 dB (2480 MHz; 10.000 dBm; 1 MHz; Test Mode)**

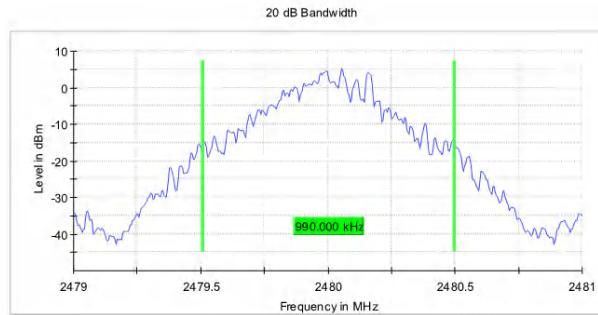
Test according to FCC title 47 part 15 §15.247(a), KDB 558074 D01 DTS Meas Guidance v04 and ANSI C63.10-2013

**20 dB Bandwidth**

DUT Frequency (MHz)	Bandwidth (MHz)	Limit Min (MHz)	Limit Max (MHz)	Band Edge Left (MHz)	Band Edge Right (MHz)
2480.000000	0.990000	---	---	2479.507500	2480.497500

(continuation of the "20 dB Bandwidth" table from column 6 ...)

DUT Frequency (MHz)	Max Level (dBm)	Result
2480.000000	5.2	PASS



**Measurement**

Setting	Instrument Value	Target Value
Start Frequency	2.47900 GHz	2.47900 GHz
Stop Frequency	2.48100 GHz	2.48100 GHz
Span	2.000 MHz	2.000 MHz
RBW	10.000 kHz	>= 10.000 kHz
VBW	30.000 kHz	>= 30.000 kHz
SweepPoints	400	~ 400
SweepTime	189.648 µs	AUTO
Reference Level	10.000 dBm	10.000 dBm
Attenuation	30.000 dB	AUTO
Detector	MaxPeak	MaxPeak
SweepCount	200	200
Filter	3 dB	3 dB
Trace Mode	Max Hold	Max Hold
SweepType	FFT	AUTO
Preamp	off	off
Stablemode	Trace	Trace
Stablevalue	0.50 dB	0.50 dB
Run	11 / max. 150	max. 150
Stable	5 / 5	5
Max Stable Difference	0.08 dB	0.50 dB

**EDR mode (8DPSK)**

FCC Part 47 §15.247 2400-2483.5 MHz 2017

**Emission Bandwidth 20 dB (2402 MHz; 10.000 dBm; 1 MHz; Test Mode)**

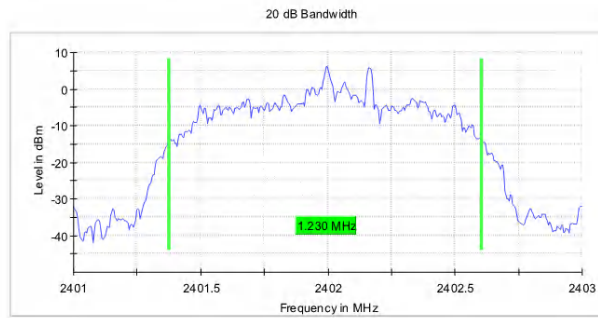
Test according to FCC title 47 part 15 §15.247(a), KDB 558074 D01 DTS Meas Guidance v04 and ANSI C63.10-2013

**20 dB Bandwidth**

DUT Frequency (MHz)	Bandwidth (MHz)	Limit Min (MHz)	Limit Max (MHz)	Band Edge Left (MHz)	Band Edge Right (MHz)
2402.000000	1.230000	---	---	2401.377500	2402.607500

(continuation of the "20 dB Bandwidth" table from column 6 ...)

DUT Frequency (MHz)	Max Level (dBm)	Result
2402.000000	6.1	PASS



**Measurement**

Setting	Instrument Value	Target Value
Start Frequency	2.40100 GHz	2.40100 GHz
Stop Frequency	2.40300 GHz	2.40300 GHz
Span	2.000 MHz	2.000 MHz
RBW	10.000 kHz	>= 10.000 kHz
VBW	30.000 kHz	>= 30.000 kHz
SweepPoints	400	~ 400
SweepTime	189.648 µs	AUTO
Reference Level	0.000 dBm	0.000 dBm
Attenuation	20.000 dB	AUTO
Detector	MaxPeak	MaxPeak
SweepCount	200	200
Filter	3 dB	3 dB
Trace Mode	Max Hold	Max Hold
SweepType	FFT	AUTO
Preamp	off	off
Stablemode	Trace	Trace
Stablevalue	0.50 dB	0.50 dB
Run	13 / max. 150	max. 150
Stable	5 / 5	5
Max Stable Difference	0.16 dB	0.50 dB

FCC Part 47 §15.247 2400-2483.5 MHz 2017

**Emission Bandwidth 20 dB (2441 MHz; 10.000 dBm; 1 MHz; Test Mode)**

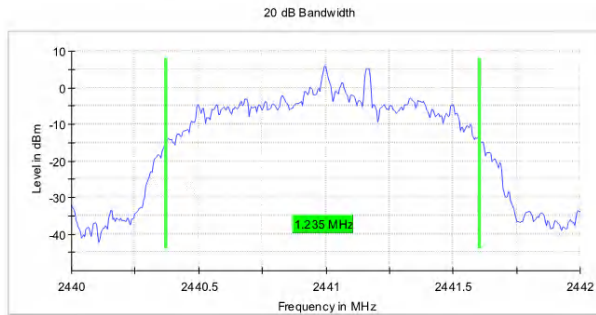
Test according to FCC title 47 part 15 §15.247(a), KDB 558074 D01 DTS Meas Guidance v04 and ANSI C63.10-2013

**20 dB Bandwidth**

DUT Frequency (MHz)	Bandwidth (MHz)	Limit Min (MHz)	Limit Max (MHz)	Band Edge Left (MHz)	Band Edge Right (MHz)
2441.000000	1.235000	---	---	2440.372500	2441.607500

(continuation of the "20 dB Bandwidth" table from column 6 ...)

DUT Frequency (MHz)	Max Level (dBm)	Result
2441.000000	5.8	PASS



**Measurement**

Setting	Instrument Value	Target Value
Start Frequency	2.44000 GHz	2.44000 GHz
Stop Frequency	2.44200 GHz	2.44200 GHz
Span	2.000 MHz	2.000 MHz
RBW	10.000 kHz	>= 10.000 kHz
VBW	30.000 kHz	>= 30.000 kHz
SweepPoints	400	~ 400
SweepTime	189.648 µs	AUTO
Reference Level	0.000 dBm	0.000 dBm
Attenuation	20.000 dB	AUTO
Detector	MaxPeak	MaxPeak
SweepCount	200	200
Filter	3 dB	3 dB
Trace Mode	Max Hold	Max Hold
SweepType	FFT	AUTO
Preamp	off	off
Stablemode	Trace	Trace
Stablevalue	0.50 dB	0.50 dB
Run	7 / max. 150	max. 150
Stable	5 / 5	5
Max Stable Difference	0.24 dB	0.50 dB

FCC Part 47 §15.247 2400-2483.5 MHz 2017

**Emission Bandwidth 20 dB (2480 MHz; 10.000 dBm; 1 MHz; Test Mode)**

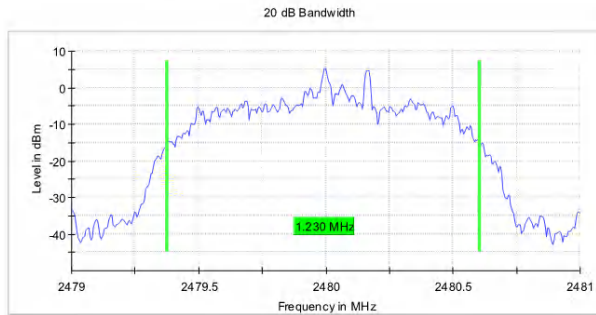
Test according to FCC title 47 part 15 §15.247(a), KDB 558074 D01 DTS Meas Guidance v04 and ANSI C63.10-2013

**20 dB Bandwidth**

DUT Frequency (MHz)	Bandwidth (MHz)	Limit Min (MHz)	Limit Max (MHz)	Band Edge Left (MHz)	Band Edge Right (MHz)
2480.000000	1.230000	---	---	2479.377500	2480.607500

(continuation of the "20 dB Bandwidth" table from column 6 ...)

DUT Frequency (MHz)	Max Level (dBm)	Result
2480.000000	5.2	PASS



**Measurement**

Setting	Instrument Value	Target Value
Start Frequency	2.47900 GHz	2.47900 GHz
Stop Frequency	2.48100 GHz	2.48100 GHz
Span	2.000 MHz	2.000 MHz
RBW	10.000 kHz	>= 10.000 kHz
VBW	30.000 kHz	>= 30.000 kHz
SweepPoints	400	~ 400
SweepTime	189.648 µs	AUTO
Reference Level	0.000 dBm	0.000 dBm
Attenuation	20.000 dB	AUTO
Detector	MaxPeak	MaxPeak
SweepCount	200	200
Filter	3 dB	3 dB
Trace Mode	Max Hold	Max Hold
SweepType	FFT	AUTO
Preamp	off	off
Stablemode	Trace	Trace
Stablevalue	0.50 dB	0.50 dB
Run	13 / max. 150	max. 150
Stable	5 / 5	5
Max Stable Difference	0.17 dB	0.50 dB

### Appendix B.3: Test Results of Carrier Frequency Separation

#### BDR mode (GFSK)

FCC Part 47 §15.247 2400-2483.5 MHz 2017

#### Carrier Frequency Separation (2402 MHz; 10.000 dBm; 1 MHz)

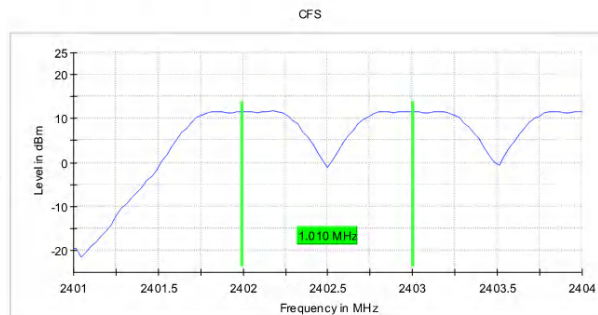
Test according to FCC title 47 part 15 §15.247(a), KDB 558074 D01 DTS Meas Guidance v04 and ANSI C63.10-2013

#### Result

DUT Frequency (MHz)	Frequency Separation (MHz)	Limit Min (MHz)	Limit Max (MHz)	Center Frequency low Channel (MHz)	Center Frequency high Channel (MHz)
2402.000000	1.009900	0.676667	---	2401.995050	2403.004950

(continuation of the "Result" table from column 6 ...)

DUT Frequency (MHz)	Result
2402.000000	PASS



#### Measurement

Setting	Instrument Value	Target Value
Start Frequency	2.40100 GHz	2.40100 GHz
Stop Frequency	2.40400 GHz	2.40400 GHz
Span	3.000 MHz	3.000 MHz
RBW	300.000 kHz	<= 300.000 kHz
VBW	300.000 kHz	>= 300.000 kHz
SweepPoints	101	~ 10
SweepTime	1.000 ms	AUTO
Reference Level	10.000 dBm	10.000 dBm
Attenuation	30.000 dB	AUTO
Detector	MaxPeak	MaxPeak
SweepCount	200	200
Filter	3 dB	3 dB
Trace Mode	Max Hold	Max Hold
SweepType	Sweep	Sweep
Preamp	off	off
Stablemode	Trace	Trace
Stablevalue	0.50 dB	0.50 dB
Run	25 / max. 150	max. 150
Stable	10 / 10	10
Max Stable Difference	0.30 dB	0.50 dB

FCC Part 47 §15.247 2400-2483.5 MHz 2017

**Carrier Frequency Separation (2441 MHz; 10.000 dBm; 1 MHz)**

Test according to FCC title 47 part 15 §15.247(a), KDB 558074 D01 DTS Meas Guidance v04 and ANSI C63.10-2013

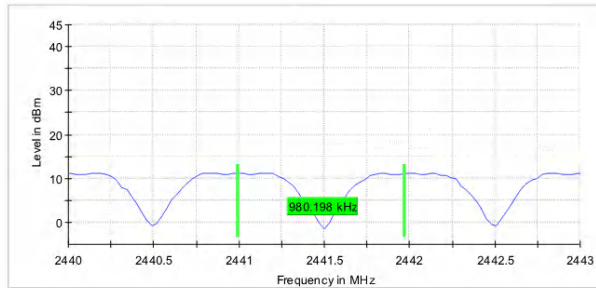
**Result**

DUT Frequency (MHz)	Frequency Separation (MHz)	Limit Min (MHz)	Limit Max (MHz)	Center Frequency low Channel (MHz)	Center Frequency high Channel (MHz)
2441.000000	0.980198	0.673333	---	2440.995050	2441.975248

(continuation of the "Result" table from column 6 ...)

DUT Frequency (MHz)	Result
2441.000000	PASS

CFS



**Measurement**

Setting	Instrument Value	Target Value
Start Frequency	2.44000 GHz	2.44000 GHz
Stop Frequency	2.44300 GHz	2.44300 GHz
Span	3.000 MHz	3.000 MHz
RBW	300.000 kHz	<= 300.000 kHz
VBW	300.000 kHz	>= 300.000 kHz
SweepPoints	101	~ 10
SweepTime	1.000 ms	AUTO
Reference Level	10.000 dBm	10.000 dBm
Attenuation	30.000 dB	AUTO
Detector	MaxPeak	MaxPeak
SweepCount	200	200
Filter	3 dB	3 dB
Trace Mode	Max Hold	Max Hold
SweepType	Sweep	Sweep
Preamp	off	off
Stablemode	Trace	Trace
Stablevalue	0.50 dB	0.50 dB
Run	11 / max. 150	max. 150
Stable	10 / 10	10
Max Stable Difference	0.00 dB	0.50 dB

FCC Part 47 §15.247 2400-2483.5 MHz 2017

**Carrier Frequency Separation (2480 MHz; 10.000 dBm; 1 MHz)**

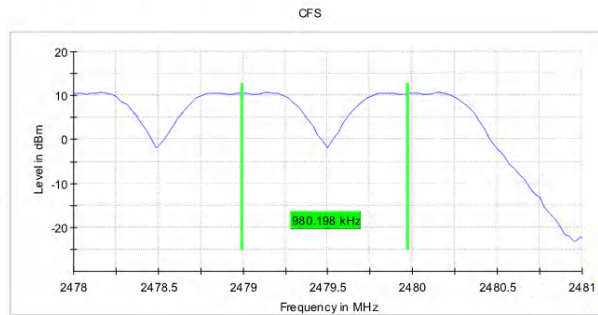
Test according to FCC title 47 part 15 §15.247(a), KDB 558074 D01 DTS Meas Guidance v04 and ANSI C63.10-2013

**Result**

DUT Frequency (MHz)	Frequency Separation (MHz)	Limit Min (MHz)	Limit Max (MHz)	Center Frequency low Channel (MHz)	Center Frequency high Channel (MHz)
2480.000000	0.980198	0.660000	---	2478.995050	2479.975248

(continuation of the "Result" table from column 6 ...)

DUT Frequency (MHz)	Result
2480.000000	PASS



**Measurement**

Setting	Instrument Value	Target Value
Start Frequency	2.47800 GHz	2.47800 GHz
Stop Frequency	2.48100 GHz	2.48100 GHz
Span	3.000 MHz	3.000 MHz
RBW	300.000 kHz	<= 300.000 kHz
VBW	300.000 kHz	>= 300.000 kHz
SweepPoints	101	~ 10
SweepTime	1.000 ms	AUTO
Reference Level	10.000 dBm	10.000 dBm
Attenuation	30.000 dB	AUTO
Detector	MaxPeak	MaxPeak
SweepCount	200	200
Filter	3 dB	3 dB
Trace Mode	Max Hold	Max Hold
SweepType	Sweep	Sweep
Preamp	off	off
Stablemode	Trace	Trace
Stablevalue	0.50 dB	0.50 dB
Run	21 / max. 150	max. 150
Stable	10 / 10	10
Max Stable Difference	0.00 dB	0.50 dB



**EDR mode (8DPSK)**

FCC Part 47 §15.247 2400-2483.5 MHz 2017

**Carrier Frequency Separation (2402 MHz; 10.000 dBm; 1 MHz)**

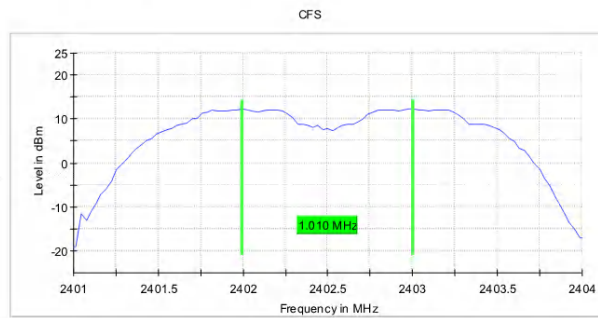
Test according to FCC title 47 part 15 §15.247(a), KDB 558074 D01 DTS Meas Guidance v04 and ANSI C63.10-2013

**Result**

DUT Frequency (MHz)	Frequency Separation (MHz)	Limit Min (MHz)	Limit Max (MHz)	Center Frequency low Channel (MHz)	Center Frequency high Channel (MHz)
2402.000000	1.009900	0.820000	---	2401.995050	2403.004950

(continuation of the "Result" table from column 6 ...)

DUT Frequency (MHz)	Result
2402.000000	PASS



**Measurement**

Setting	Instrument Value	Target Value
Start Frequency	2.40100 GHz	2.40100 GHz
Stop Frequency	2.40400 GHz	2.40400 GHz
Span	3.000 MHz	3.000 MHz
RBW	300.000 kHz	<= 300.000 kHz
VBW	300.000 kHz	>= 300.000 kHz
SweepPoints	101	~ 10
SweepTime	1.000 ms	AUTO
Reference Level	0.000 dBm	0.000 dBm
Attenuation	20.000 dB	AUTO
Detector	MaxPeak	MaxPeak
SweepCount	200	200
Filter	3 dB	3 dB
Trace Mode	Max Hold	Max Hold
SweepType	Sweep	Sweep
Preamp	off	off
Stablemode	Trace	Trace
Stablevalue	0.50 dB	0.50 dB
Run	13 / max. 150	max. 150
Stable	10 / 10	10
Max Stable Difference	0.01 dB	0.50 dB

FCC Part 47 §15.247 2400-2483.5 MHz 2017

**Carrier Frequency Separation (2441 MHz; 10.000 dBm; 1 MHz)**

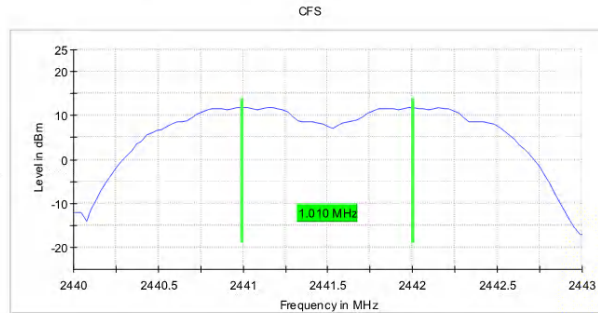
Test according to FCC title 47 part 15 §15.247(a), KDB 558074 D01 DTS Meas Guidance v04 and ANSI C63.10-2013

**Result**

DUT Frequency (MHz)	Frequency Separation (MHz)	Limit Min (MHz)	Limit Max (MHz)	Center Frequency low Channel (MHz)	Center Frequency high Channel (MHz)
2441.000000	1.009900	0.823333	---	2440.995050	2442.004950

(continuation of the "Result" table from column 6 ...)

DUT Frequency (MHz)	Result
2441.000000	PASS



**Measurement**

Setting	Instrument Value	Target Value
Start Frequency	2.44000 GHz	2.44000 GHz
Stop Frequency	2.44300 GHz	2.44300 GHz
Span	3.000 MHz	3.000 MHz
RBW	300.000 kHz	<= 300.000 kHz
VBW	300.000 kHz	>= 300.000 kHz
SweepPoints	101	~ 10
SweepTime	1.000 ms	AUTO
Reference Level	0.000 dBm	0.000 dBm
Attenuation	20.000 dB	AUTO
Detector	MaxPeak	MaxPeak
SweepCount	200	200
Filter	3 dB	3 dB
Trace Mode	Max Hold	Max Hold
SweepType	Sweep	Sweep
Preamp	off	off
Stablemode	Trace	Trace
Stablevalue	0.50 dB	0.50 dB
Run	16 / max. 150	max. 150
Stable	10 / 10	10
Max Stable Difference	0.00 dB	0.50 dB

FCC Part 47 §15.247 2400-2483.5 MHz 2017

**Carrier Frequency Separation (2480 MHz; 10.000 dBm; 1 MHz)**

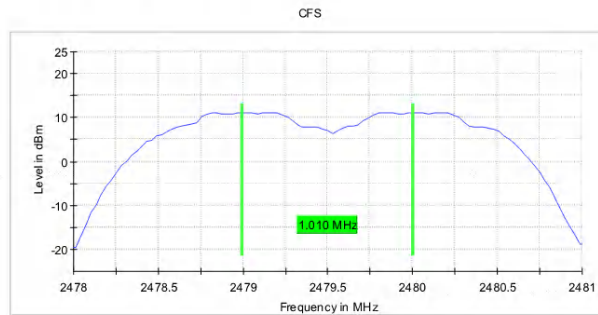
Test according to FCC title 47 part 15 §15.247(a), KDB 558074 D01 DTS Meas Guidance v04 and ANSI C63.10-2013

**Result**

DUT Frequency (MHz)	Frequency Separation (MHz)	Limit Min (MHz)	Limit Max (MHz)	Center Frequency low Channel (MHz)	Center Frequency high Channel (MHz)
2480.000000	1.009900	0.820000	---	2478.995050	2480.004950

(continuation of the "Result" table from column 6 ...)

DUT Frequency (MHz)	Result
2480.000000	PASS



**Measurement**

Setting	Instrument Value	Target Value
Start Frequency	2.47800 GHz	2.47800 GHz
Stop Frequency	2.48100 GHz	2.48100 GHz
Span	3.000 MHz	3.000 MHz
RBW	300.000 kHz	<= 300.000 kHz
VBW	300.000 kHz	>= 300.000 kHz
SweepPoints	101	~ 10
SweepTime	1.000 ms	AUTO
Reference Level	0.000 dBm	0.000 dBm
Attenuation	20.000 dB	AUTO
Detector	MaxPeak	MaxPeak
SweepCount	200	200
Filter	3 dB	3 dB
Trace Mode	Max Hold	Max Hold
SweepType	Sweep	Sweep
Preamp	off	off
Stablemode	Trace	Trace
Stablevalue	0.50 dB	0.50 dB
Run	13 / max. 150	max. 150
Stable	10 / 10	10
Max Stable Difference	0.01 dB	0.50 dB

## Appendix B.4: Test Results of Number of Hopping Frequency

### BDR mode (GFSK)

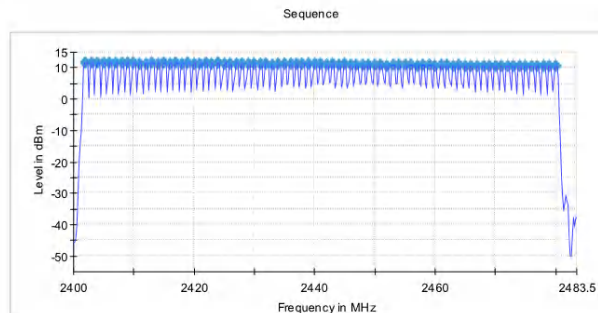
FCC Part 47 §15.247 2400-2483.5 MHz 2017

Hopping Frequencies (frequency independent; 10.000 dBm; 1 MHz)

Test according to FCC title 47 part 15 §15.247(a),(g), KDB 558074 D01 DTS Meas Guidance v04 and ANSI C63.10-2013

#### Channels

Channels	Limit Min	Limit Max	Result
79	15	--	PASS



#### Measurement

Setting	Instrument Value	Target Value
Start Frequency	2.40000 GHz	2.40000 GHz
Stop Frequency	2.48350 GHz	2.48350 GHz
Span	83.500 MHz	83.500 MHz
RBW	200.000 kHz	<= 299.000 kHz
VBW	200.000 kHz	>= 200.000 kHz
SweepPoints	418	~ 418
SweepTime	1.060 ms	AUTO
Reference Level	0.000 dBm	0.000 dBm
Attenuation	20.000 dB	AUTO
Detector	MaxPeak	MaxPeak
SweepCount	100	100
Filter	3 dB	3 dB
Trace Mode	Max Hold	Max Hold
SweepType	Sweep	AUTO
Preamp	off	off
Stablemode	Trace	Trace
Stablevalue	0.50 dB	0.50 dB
Run	61 / max. 150	max. 150
Stable	3 / 3	3
Max Stable Difference	0.45 dB	0.50 dB

**EDR mode (8DPSK)**

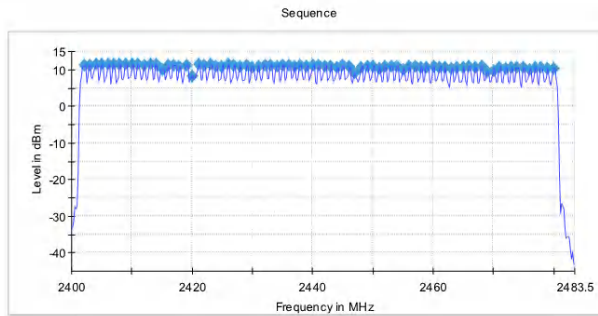
FCC Part 47 §15.247 2400-2483.5 MHz 2017

**Hopping Frequencies (frequency independent; 10.000 dBm; 1 MHz)**

Test according to FCC title 47 part 15 §15.247(a),(g), KDB 558074 D01 DTS Meas Guidance v04 and ANSI C63.10-2013

**Channels**

Channels	Limit Min	Limit Max	Result
79	15	—	PASS



**Measurement**

Setting	Instrument Value	Target Value
Start Frequency	2.40000 GHz	2.40000 GHz
Stop Frequency	2.48350 GHz	2.48350 GHz
Span	83.500 MHz	83.500 MHz
RBW	200.000 kHz	<= 299.000 kHz
VBW	200.000 kHz	>= 200.000 kHz
SweepPoints	418	~ 418
SweepTime	1.060 ms	AUTO
Reference Level	0.000 dBm	0.000 dBm
Attenuation	20.000 dB	AUTO
Detector	MaxPeak	MaxPeak
SweepCount	100	100
Filter	3 dB	3 dB
Trace Mode	Max Hold	Max Hold
SweepType	Sweep	AUTO
Preamp	off	off
Stablemode	Trace	Trace
Stablevalue	0.50 dB	0.50 dB
Run	114 / max. 150	max. 150
Stable	3 / 3	3
Max Stable Difference	0.00 dB	0.50 dB

## Appendix B.5: Test Results of Time of Occupancy

### BDR mode (GFSK)

FCC Part 47 §15.247 2400-2483.5 MHz 2017

#### Time of Channel Occupancy (2441 MHz; 10.000 dBm; 1 MHz)

Test according to FCC title 47 part 15 §15.247(a), KDB 558074 D01 DTS Meas Guidance v04 and ANSI C63.10-2013

#### Result

DUT Frequency (MHz)	Result	Number of Hops	Average time of occupancy (ms)	Threshold (dBm)
2441.000000	PASS	166	69.180	-10.0

#### Periode

Min (ms)	Max (ms)	Mean (ms)
10.000	844.980	188.996

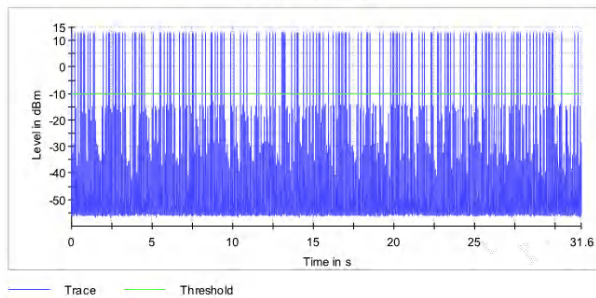
#### Transmit Time per Hop

Min (ms)	Max (ms)	Limit Max for Max (ms)	Limit Min for Max (ms)	Mean (ms)
0.41	0.82	400.000	0.000	0.414

#### DwellTime

Min (ms)	Max (ms)	Mean (ms)
0.41	2.910	0.427

Time of Channel Occupancy



#### Measurement

Setting	Instrument Value	Target Value
Center Frequency	2.44100 GHz	2.44100 GHz
Span	ZeroSpan	ZeroSpan
RBW	500.000 kHz	~ 500.000 kHz
VBW	1.000 MHz	~ 1.500 MHz
SweepPoints	30001	~ 30001
SweepTime	31.600 s	31.600 s
Reference Level	-10.000 dBm	-10.000 dBm
Attenuation	0.000 dB	0.000 dB
Detector	MaxPeak	MaxPeak
SweepCount	1	1
Filter	Channel	Channel
Trace Mode	Clear Write	Clear Write
SweepType	Sweep	AUTO
Preamp	off	off
Trigger	External	External
Trigger Offset	0.000 s	0.000 s

#### OSP

Setting	Instrument Value	Target Value
Measurement Time	31.600 s	31.600 s
Tracepoints	31600000	31600000
Time resolution	1.000 µs	1.000 µs
Detector	RMS	RMS

FCC Part 47 §15.247 2400-2483.5 MHz 2017

**Time of Channel Occupancy(2) (2441 MHz; 10.000 dBm; 1 MHz)**

Test according to FCC title 47 part 15 §15.247(a), KDB 558074 D01 DTS Meas Guidance v04 and ANSI C63.10-2013

**Result**

DUT Frequency (MHz)	Result	Number of Hops	Average time of occupancy (ms)	Threshold (dBm)
2441.000000	PASS	109	183.450	-10.0

**Periode**

Min (ms)	Max (ms)	Mean (ms)
45.000	1218.720	282.980

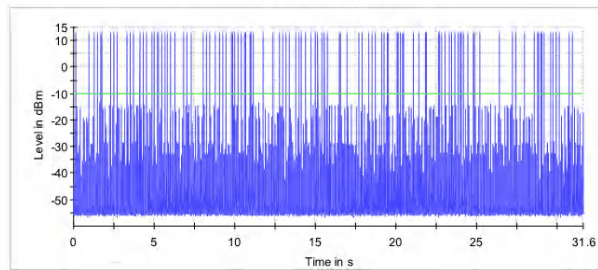
**Transmit Time per Hop**

Min (ms)	Max (ms)	Limit Max for Max (ms)	Limit Min for Max (ms)	Mean (ms)
1.660	1.670	400.000	0.000	1.668

**DwellTime**

Min (ms)	Max (ms)	Mean (ms)
1.660	1.670	1.668

Time of Channel Occupancy(2)



**Measurement**

Setting	Instrument Value	Target Value
Center Frequency	2.44100 GHz	2.44100 GHz
Span	ZeroSpan	ZeroSpan
RBW	500.000 kHz	~ 500.000 kHz
VBW	1.000 MHz	~ 1.500 MHz
SweepPoints	30001	~ 30001
SweepTime	31.600 s	31.600 s
Reference Level	-10.000 dBm	-10.000 dBm
Attenuation	0.000 dB	0.000 dB
Detector	MaxPeak	MaxPeak
SweepCount	1	1
Filter	Channel	Channel
Trace Mode	Clear Write	Clear Write
SweepType	Sweep	AUTO
Preamp	off	off
Trigger	External	External
Trigger Offset	0.000 s	0.000 s

**OSP**

Setting	Instrument Value	Target Value
Measurement Time	31.600 s	31.600 s
Tracepoints	31600000	31600000
Time resolution	1.000 µs	1.000 µs
Detector	RMS	RMS

FCC Part 47 §15.247 2400-2483.5 MHz 2017

**Time of Channel Occupancy(3) (2441 MHz; 10.000 dBm; 1 MHz)**

Test according to FCC title 47 part 15 §15.247(a), KDB 558074 D01 DTS Meas Guidance v04 and ANSI C63.10-2013

**Result**

DUT Frequency (MHz)	Result	Number of Hops	Average time of occupancy (ms)	Threshold (dBm)
2441.000000	PASS	85	250.790	-10.0

**Periode**

Min (ms)	Max (ms)	Mean (ms)
10.000	2169.950	364.992

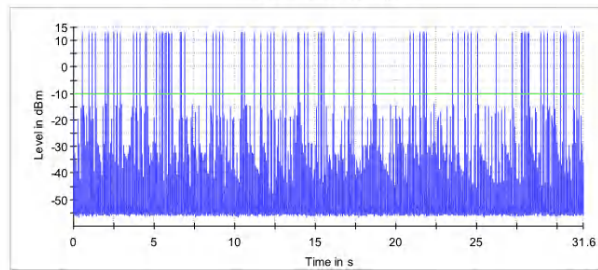
**Transmit Time per Hop**

Min (ms)	Max (ms)	Limit Max for Max (ms)	Limit Min for Max (ms)	Mean (ms)
2.910	2.920	400.000	0.000	2.916

**DwellTime**

Min (ms)	Max (ms)	Mean (ms)
2.910	2.920	2.916

Time of Channel Occupancy(3)



**Measurement**

Setting	Instrument Value	Target Value
Center Frequency	2.44100 GHz	2.44100 GHz
Span	ZeroSpan	ZeroSpan
RBW	500.000 kHz	~ 500.000 kHz
VBW	1.000 MHz	~ 1.500 MHz
SweepPoints	30001	~ 30001
SweepTime	31.600 s	31.600 s
Reference Level	-10.000 dBm	-10.000 dBm
Attenuation	0.000 dB	0.000 dB
Detector	MaxPeak	MaxPeak
SweepCount	1	1
Filter	Channel	Channel
Trace Mode	Clear Write	Clear Write
SweepType	Sweep	AUTO
Preamp	off	off
Trigger	External	External
Trigger Offset	0.000 s	0.000 s

**OSP**

Setting	Instrument Value	Target Value
Measurement Time	31.600 s	31.600 s
Tracepoints	31600000	31600000
Time resolution	1.000 µs	1.000 µs
Detector	RMS	RMS



**EDR mode (8DPSK)**

FCC Part 47 §15.247 2400-2483.5 MHz 2017

**Time of Channel Occupancy (2441 MHz; 10.000 dBm; 1 MHz)**

Test according to FCC title 47 part 15 §15.247(a), KDB 558074 D01 DTS Meas Guidance v04 and ANSI C63.10-2013

**Result**

DUT Frequency (MHz)	Result	Number of Hops	Average time of occupancy (ms)	Threshold (dBm)
2441.000000	PASS	149	63.210	-10.0

**Periode**

Min (ms)	Max (ms)	Mean (ms)
10.000	799.980	208.306

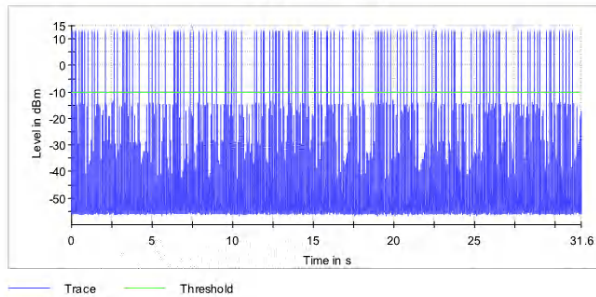
**Transmit Time per Hop**

Min (ms)	Max (ms)	Limit Max for Max (ms)	Limit Min for Max (ms)	Mean (ms)
0.42	0.43	400.000	0.000	0.421

**DwellTime**

Min (ms)	Max (ms)	Mean (ms)
0.42	0.43	0.421

Time of Channel Occupancy



**Measurement**

Setting	Instrument Value	Target Value
Center Frequency	2.44100 GHz	2.44100 GHz
Span	ZeroSpan	ZeroSpan
RBW	500.000 kHz	~ 500.000 kHz
VBW	1.000 MHz	~ 1.500 MHz
SweepPoints	30001	~ 30001
SweepTime	31.600 s	31.600 s
Reference Level	-10.000 dBm	-10.000 dBm
Attenuation	0.000 dB	0.000 dB
Detector	MaxPeak	MaxPeak
SweepCount	1	1
Filter	Channel	Channel
Trace Mode	Clear Write	Clear Write
SweepType	Sweep	AUTO
Preamp	off	off
Trigger	External	External
Trigger Offset	0.000 s	0.000 s

**OSP**

Setting	Instrument Value	Target Value
Measurement Time	31.600 s	31.600 s
Tracepoints	31600000	31600000
Time resolution	1.000 µs	1.000 µs
Detector	RMS	RMS

FCC Part 47 §15.247 2400-2483.5 MHz 2017

**Time of Channel Occupancy(2) (2441 MHz; 10.000 dBm; 1 MHz)**

Test according to FCC title 47 part 15 §15.247(a), KDB 558074 D01 DTS Meas Guidance v04 and ANSI C63.10-2013

**Result**

DUT Frequency (MHz)	Result	Number of Hops	Average time of occupancy (ms)	Threshold (dBm)
2441.000000	PASS	108	182.210	-10.0

**Periode**

Min (ms)	Max (ms)	Mean (ms)
45.000	1233.720	286.641

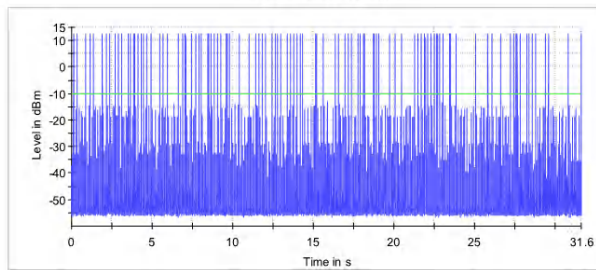
**Transmit Time per Hop**

Min (ms)	Max (ms)	Limit Max for Max (ms)	Limit Min for Max (ms)	Mean (ms)
1.670	1.680	400.000	0.000	1.672

**DwellTime**

Min (ms)	Max (ms)	Mean (ms)
1.670	1.680	1.672

Time of Channel Occupancy(2)



**Measurement**

Setting	Instrument Value	Target Value
Center Frequency	2.44100 GHz	2.44100 GHz
Span	ZeroSpan	ZeroSpan
RBW	500.000 kHz	~ 500.000 kHz
VBW	1.000 MHz	~ 1.500 MHz
SweepPoints	30001	~ 30001
SweepTime	31.600 s	31.600 s
Reference Level	-10.000 dBm	-10.000 dBm
Attenuation	0.000 dB	0.000 dB
Detector	MaxPeak	MaxPeak
SweepCount	1	1
Filter	Channel	Channel
Trace Mode	Clear Write	Clear Write
SweepType	Sweep	AUTO
Preamp	off	off
Trigger	External	External
Trigger Offset	0.000 s	0.000 s

**OSP**

Setting	Instrument Value	Target Value
Measurement Time	31.600 s	31.600 s
Tracepoints	31600000	31600000
Time resolution	1.000 µs	1.000 µs
Detector	RMS	RMS

FCC Part 47 §15.247 2400-2483.5 MHz 2017

**Time of Channel Occupancy(3) (2441 MHz; 10.000 dBm; 1 MHz)**

Test according to FCC title 47 part 15 §15.247(a), KDB 558074 D01 DTS Meas Guidance v04 and ANSI C63.10-2013

**Result**

DUT Frequency (MHz)	Result	Number of Hops	Average time of occupancy (ms)	Threshold (dBm)
2441.000000	PASS	88	260.130	-10.0

**Periode**

Min (ms)	Max (ms)	Mean (ms)
10.000	1019.980	356.199

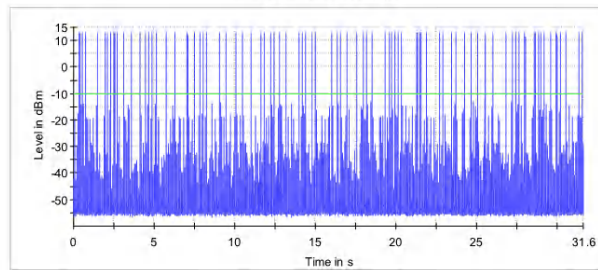
**Transmit Time per Hop**

Min (ms)	Max (ms)	Limit Max for Max (ms)	Limit Min for Max (ms)	Mean (ms)
2.920	2.930	400.000	0.000	2.923

**DwellTime**

Min (ms)	Max (ms)	Mean (ms)
2.920	2.930	2.923

Time of Channel Occupancy(3)



Trace Threshold

**Measurement**

Setting	Instrument Value	Target Value
Center Frequency	2.44100 GHz	2.44100 GHz
Span	ZeroSpan	ZeroSpan
RBW	500.000 kHz	~ 500.000 kHz
VBW	1.000 MHz	~ 1.500 MHz
SweepPoints	30001	~ 30001
SweepTime	31.600 s	31.600 s
Reference Level	-10.000 dBm	-10.000 dBm
Attenuation	0.000 dB	0.000 dB
Detector	MaxPeak	MaxPeak
SweepCount	1	1
Filter	Channel	Channel
Trace Mode	Clear Write	Clear Write
SweepType	Sweep	AUTO
Preamp	off	off
Trigger	External	External
Trigger Offset	0.000 s	0.000 s

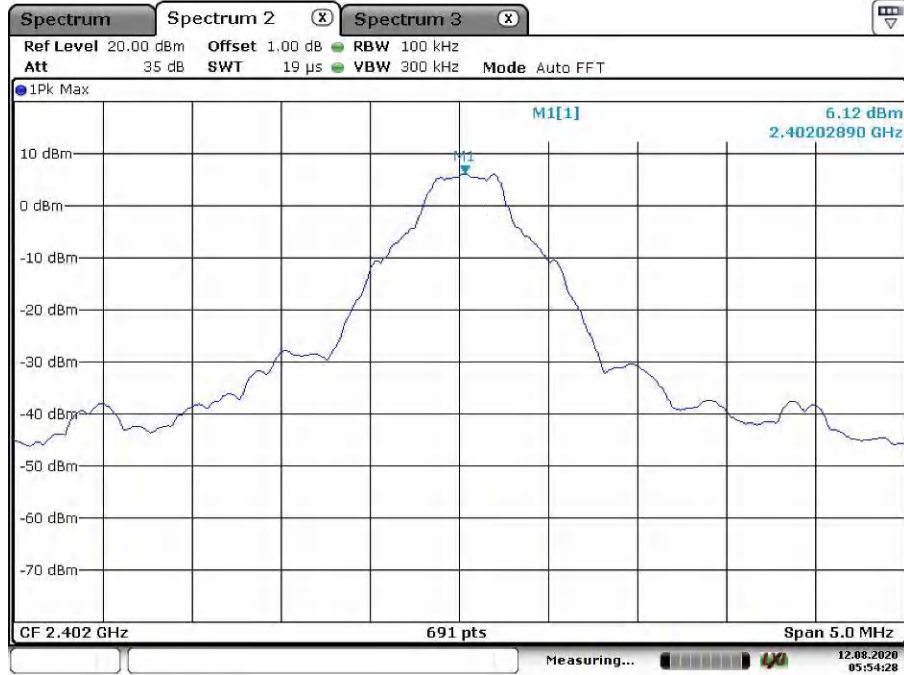
**OSP**

Setting	Instrument Value	Target Value
Measurement Time	31.600 s	31.600 s
Tracepoints	31600000	31600000
Time resolution	1.000 µs	1.000 µs
Detector	RMS	RMS

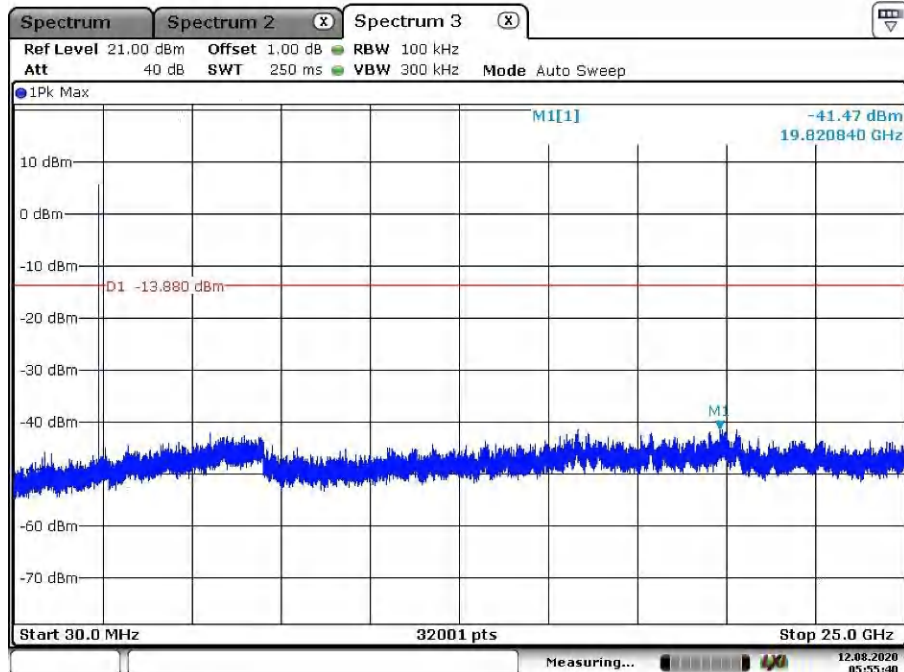
### Appendix B.6: Test Results of Conducted Spurious Emissions Measured in 100 kHz Bandwidth

BDR mode (GFSK)

Low Channel

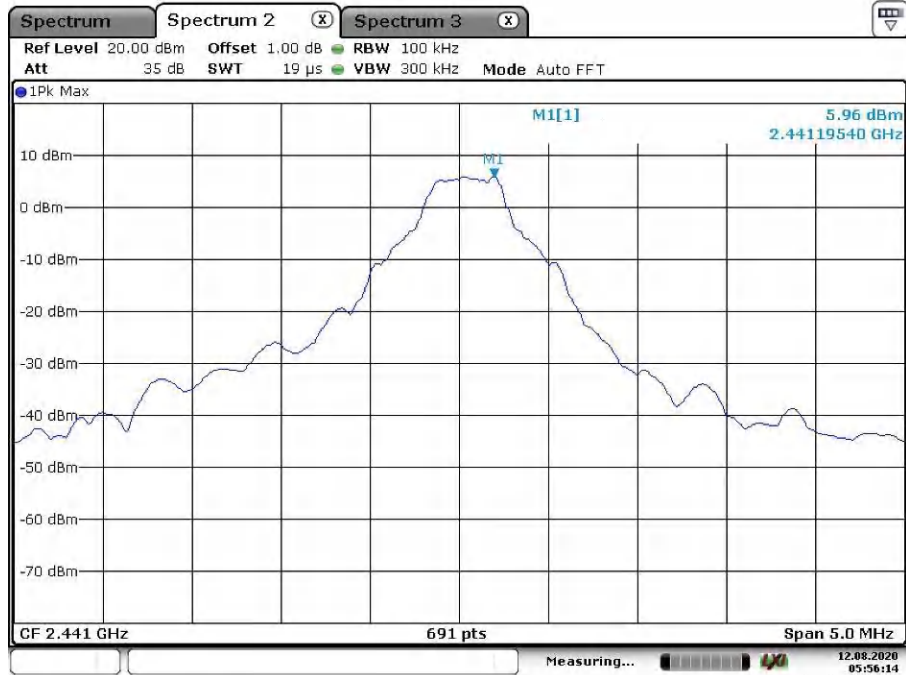


Date: 12.AUG.2020 05:54:28

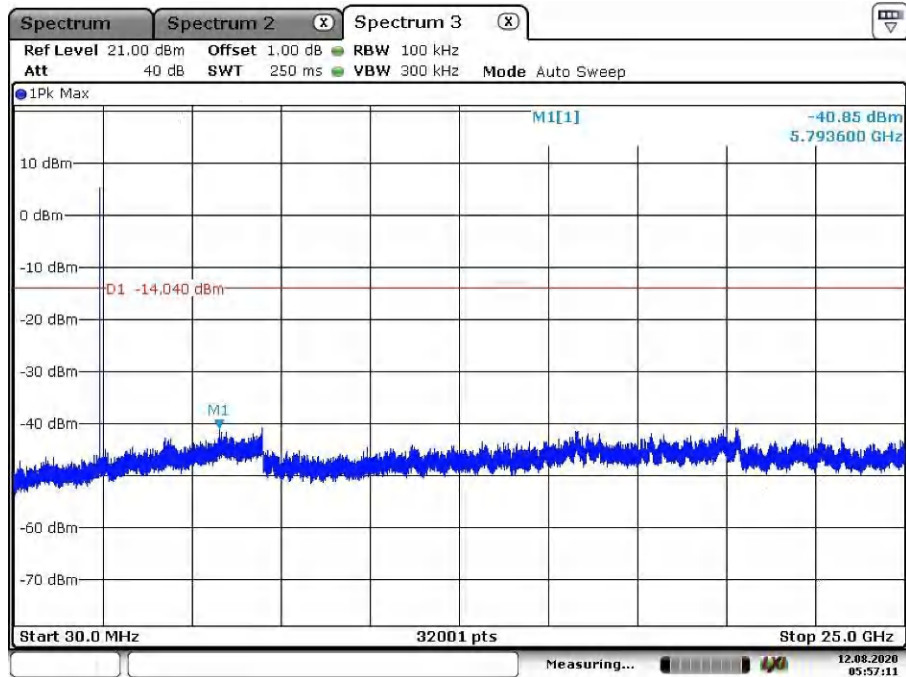


Date: 12.AUG.2020 05:55:41

Middle Channel

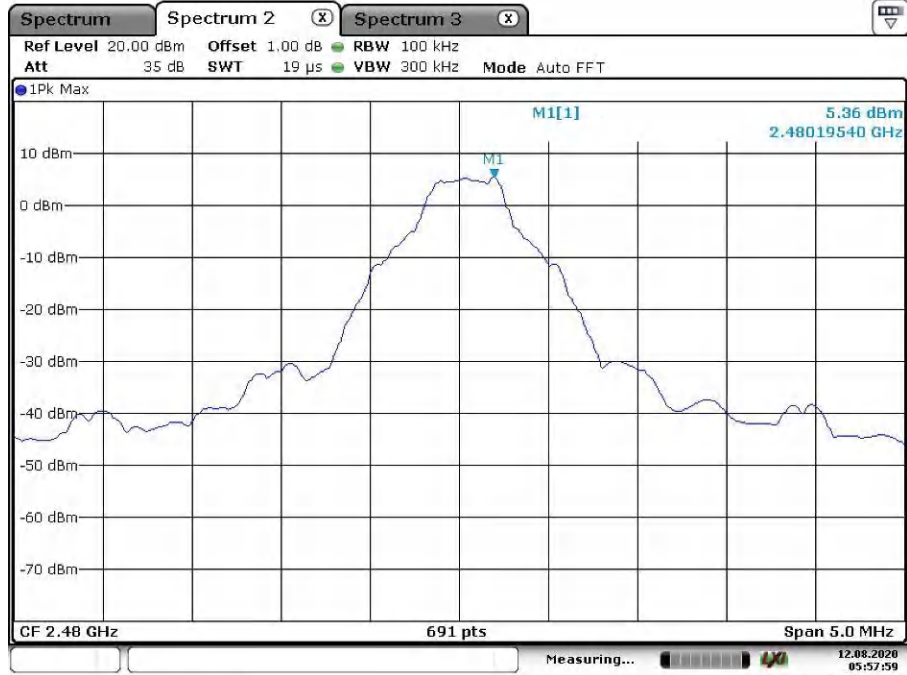


Date: 12.AUG.2020 05:56:14

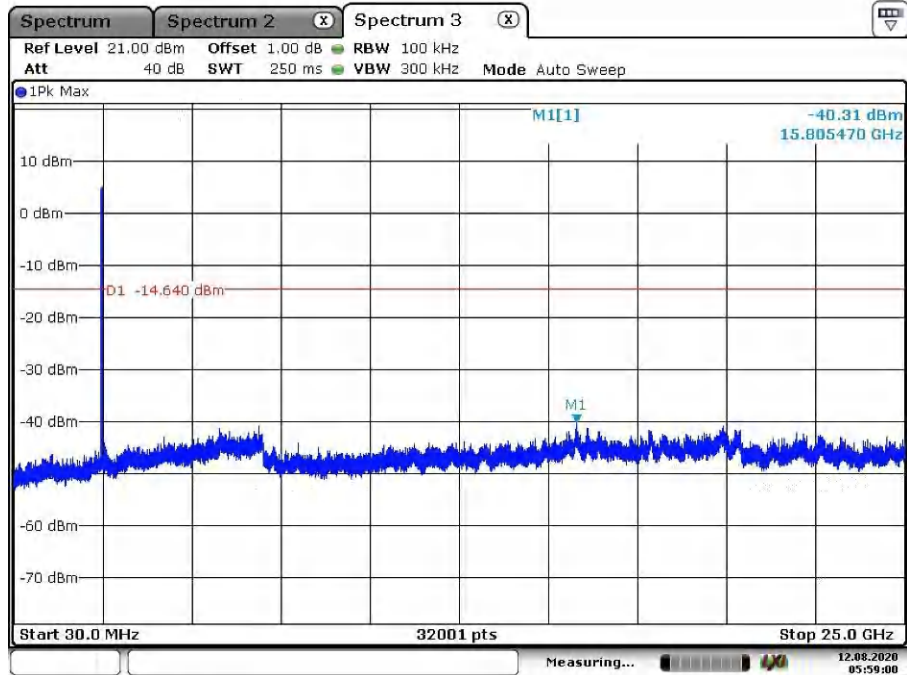


Date: 12.AUG.2020 05:57:11

High Channel

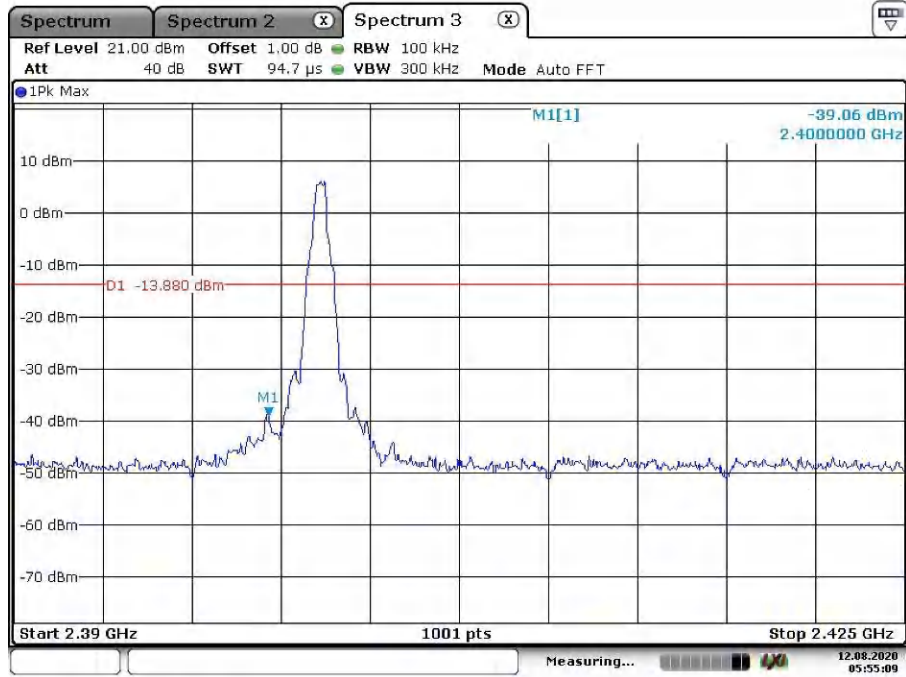


Date: 12.AUG.2020 05:58:00



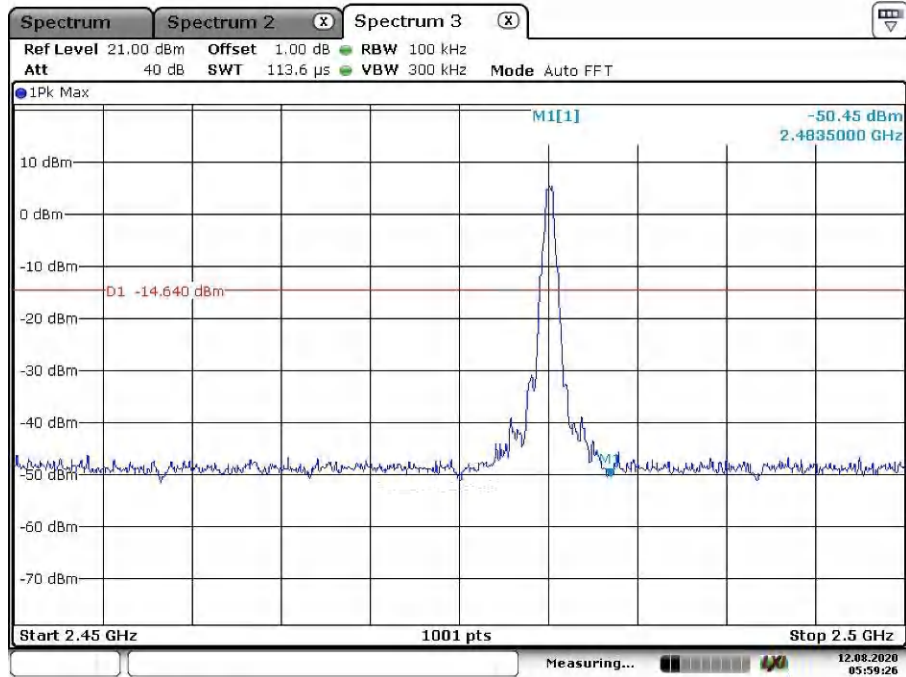
Date: 12.AUG.2020 05:59:00

Band Edge, Low Channel



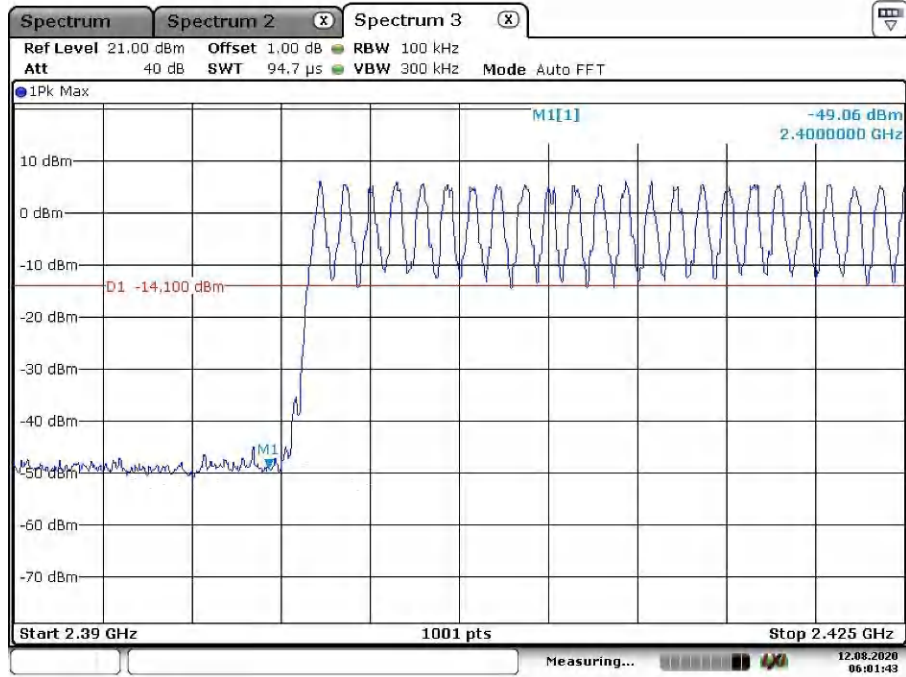
Date: 12.AUG.2020 05:55:10

Band Edge, High Channel



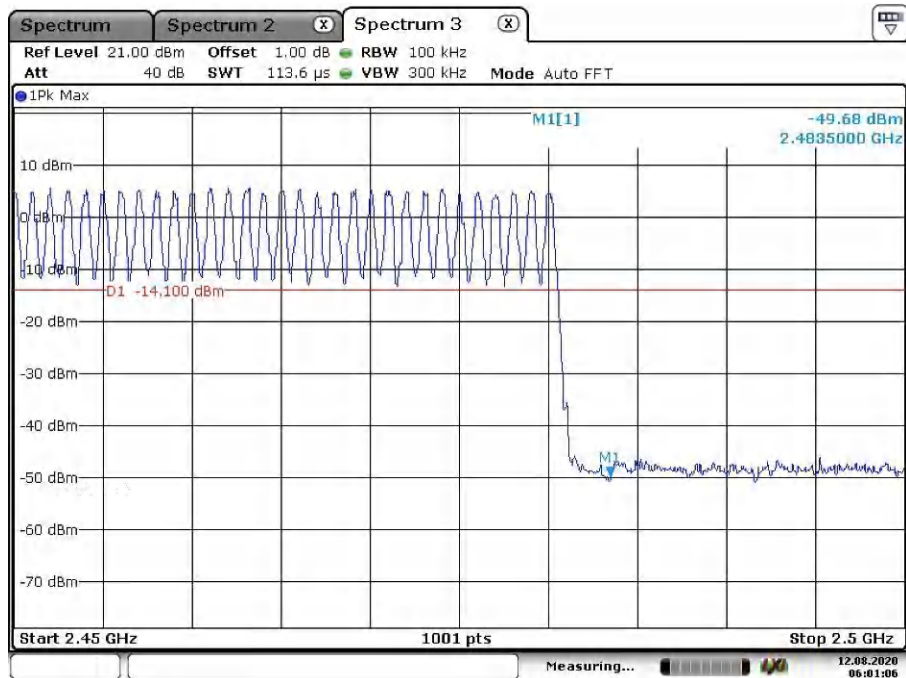
Date: 12.AUG.2020 05:59:27

Band Edge, Hopping Mode, Low Channel



Date: 12.AUG.2020 06:01:44

Band Edge, Hopping Mode, High Channel

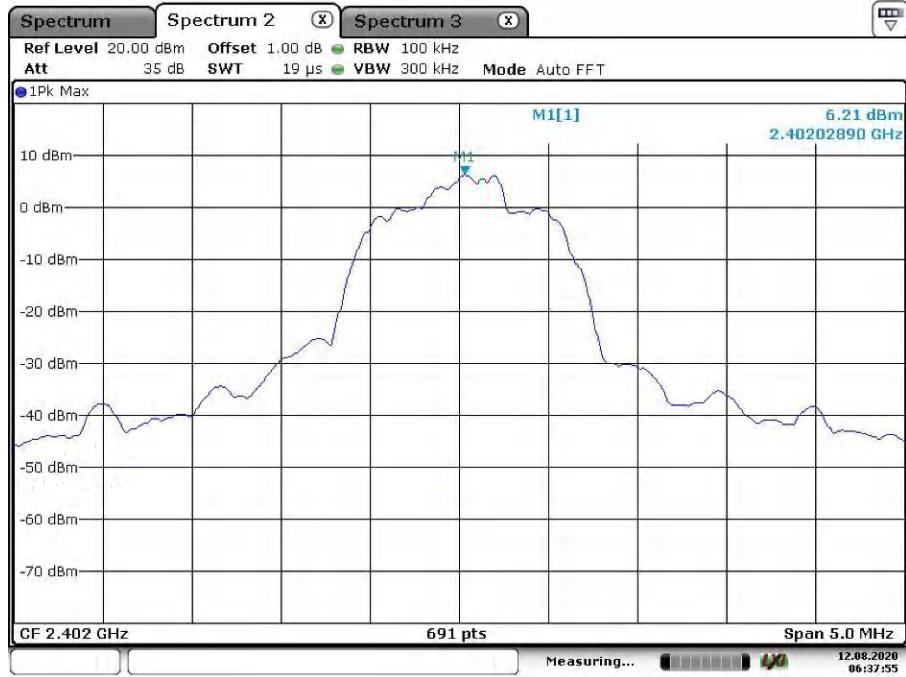


Date: 12.AUG.2020 06:01:06

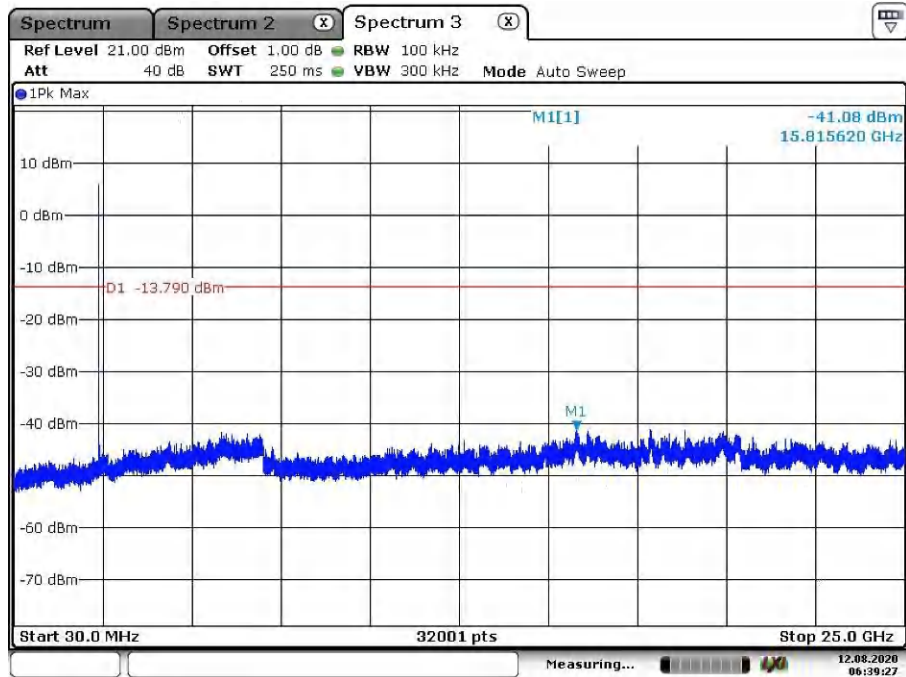


### EDR mode (8DPSK)

Low Channel

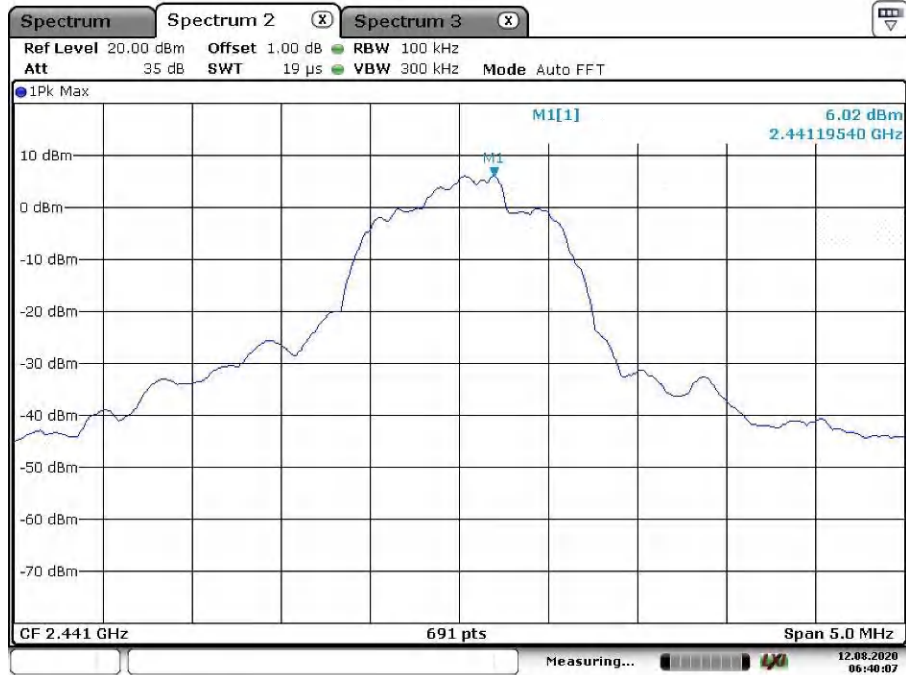


Date: 12.AUG.2020 06:37:56

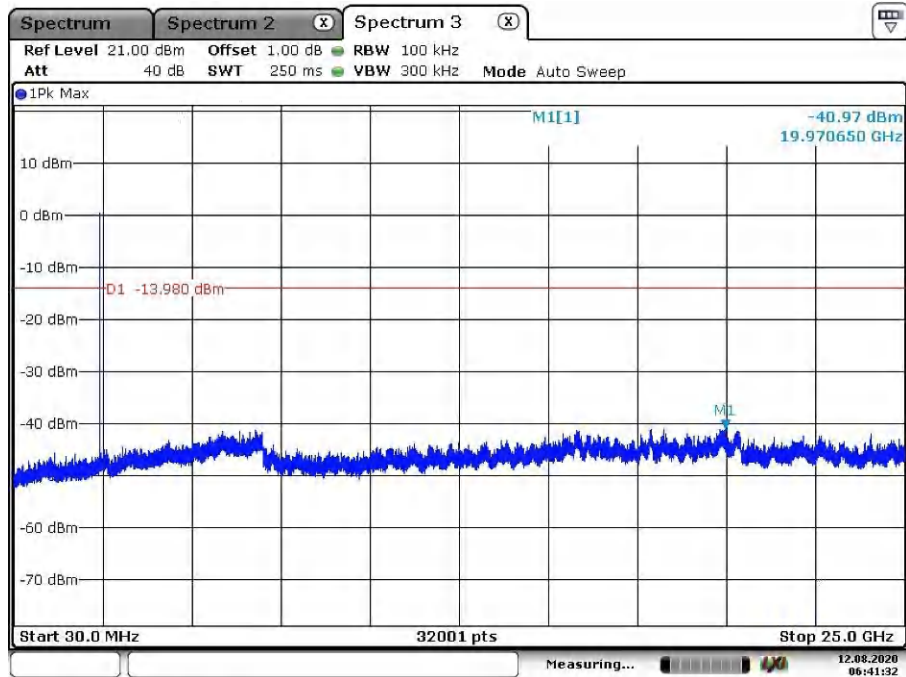


Date: 12.AUG.2020 06:39:27

Middle Channel

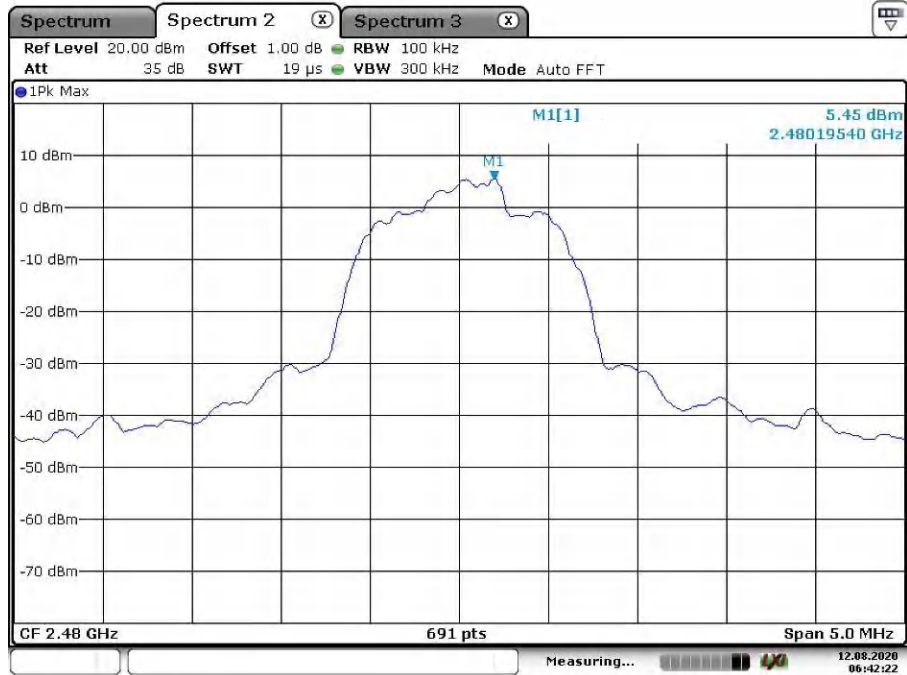


Date: 12.AUG.2020 06:40:08

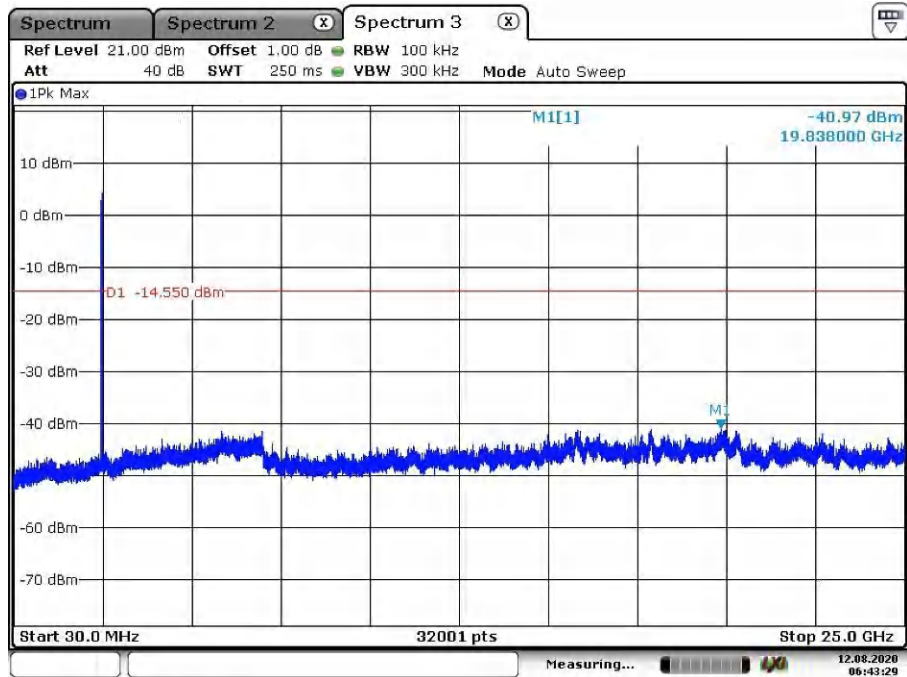


Date: 12.AUG.2020 06:41:32

High Channel

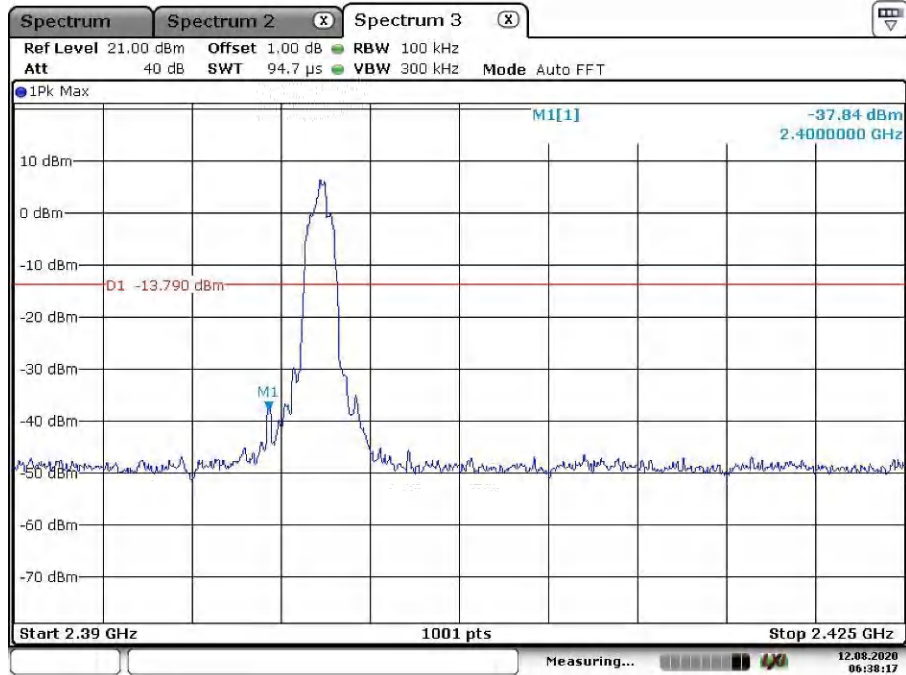


Date: 12.AUG.2020 06:42:23



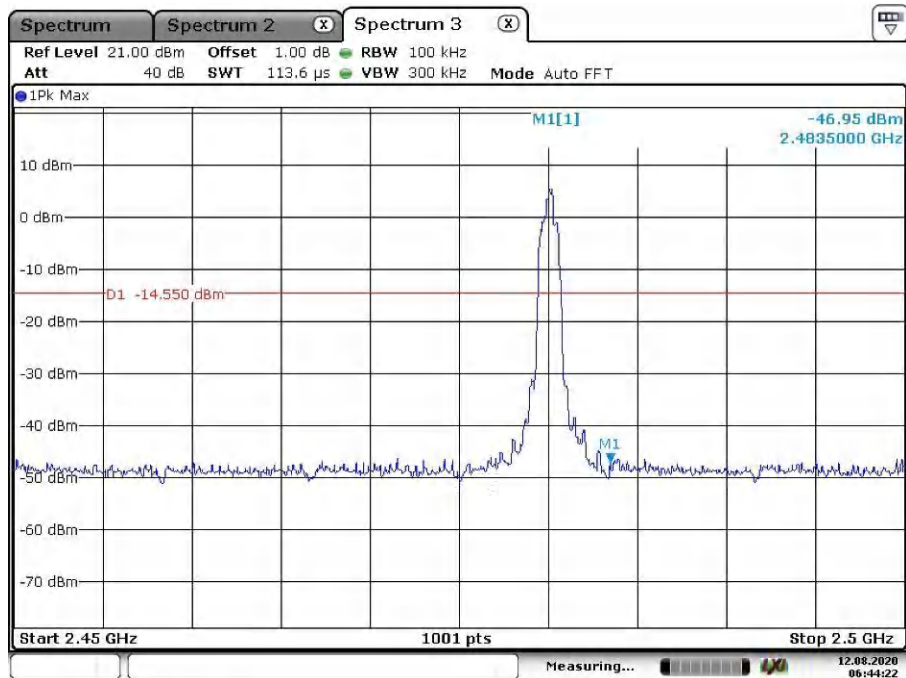
Date: 12.AUG.2020 06:43:30

Band Edge, Low Channel



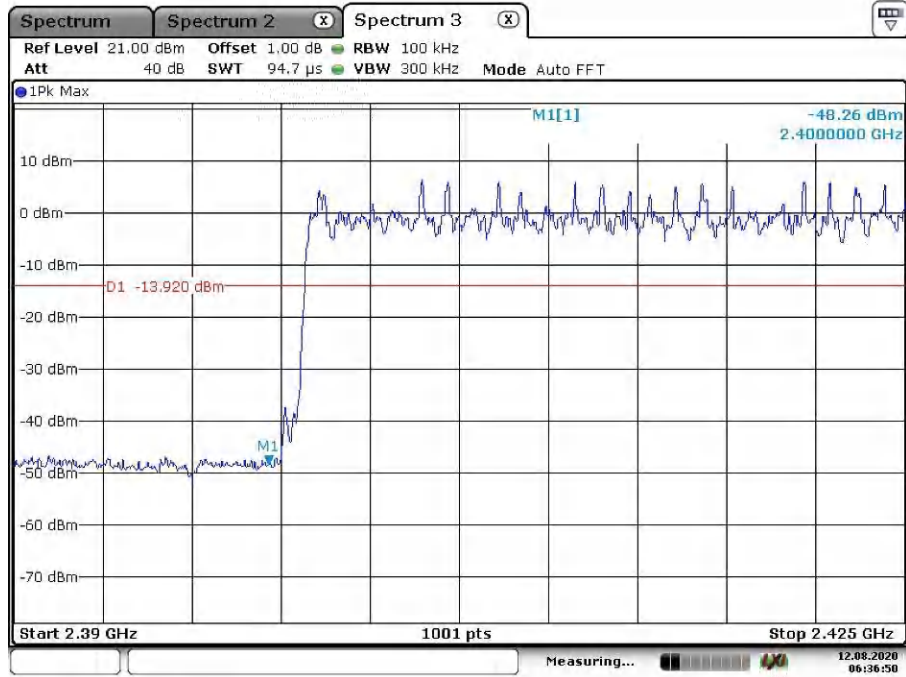
Date: 12.AUG.2020 06:38:17

Band Edge, High Channel



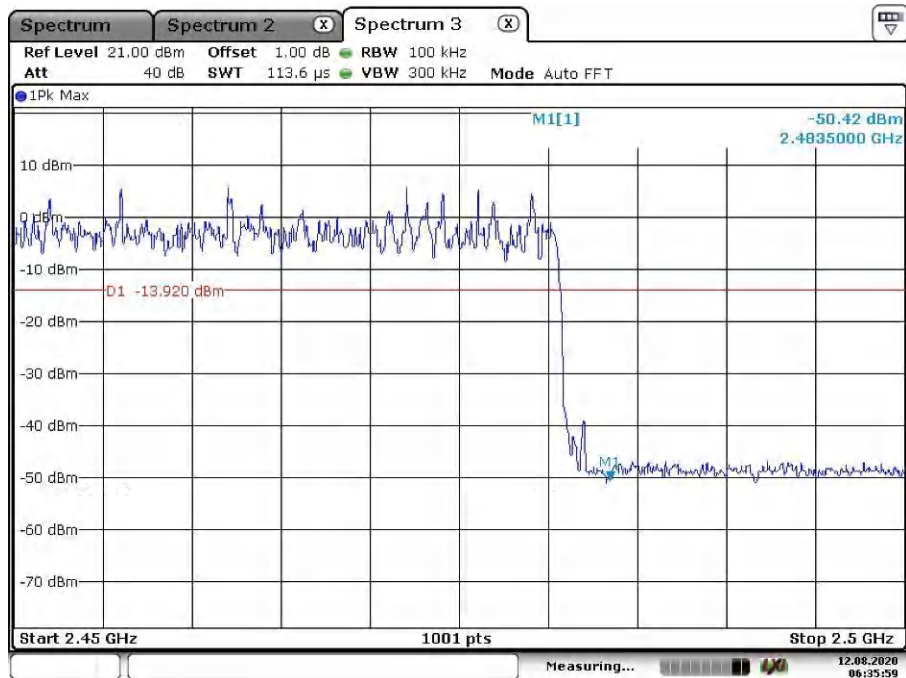
Date: 12.AUG.2020 06:44:23

Band Edge, Hopping Mode, Low Channel



Date: 12.AUG.2020 06:36:51

Band Edge, Hopping Mode, High Channel



Date: 12.AUG.2020 06:35:59

Note: Testing was carried out within frequency range 9kHz to the tenth harmonics. The measurement results below 30MHz and 18GHz - 26.5GHz were greater than 20dB below the limit, so only the radiated spurious emissions from 30MHz to 18GHz were reported.

### Appendix B.7: Test Results of Radiated Spurious Emissions

Note: This testing was carried out on different modulations, but only the worst case (GFSK) was presented in this report.

30MHz - 1GHz  
 Left earphone

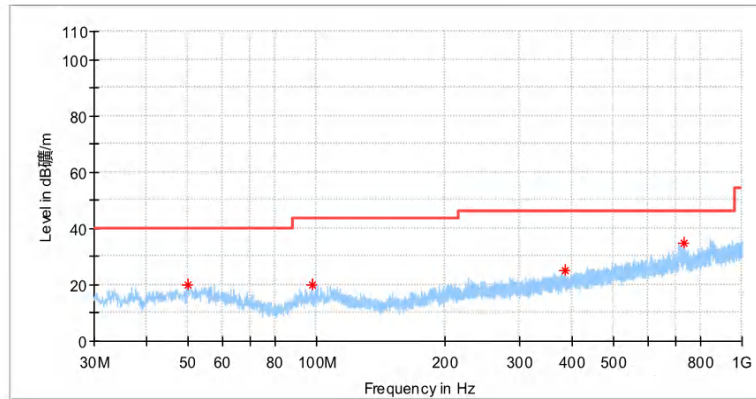
EMI Auto Test(1)

1 / 4

## Test Report

### EUT Information

EUT Name:	Mi True Wireless Earphones 2 Basic
Model:	TWSEJ08WM
Test Mode:	TX_BT_DH5_Low Channel
Test Voltage:	Via USB port
Remark:	Temp 24 Humi:45%
Test Standard:	FCC 15.247
Tested By:	Kei Zhang
Reviewed By:	Terry Yin



### Critical Freqs

Frequency (MHz)	MaxPeak (dBµV/m)	Average (dBµV/m)	Limit (dBµV/m)	Margin (dB)	Height (cm)	Pol	Azimuth (deg)	Corr. (dB/m)
49.788000	20.00	---	40.00	20.00	100.0	H	319.0	-18.6
97.900000	19.73	---	43.50	23.77	100.0	H	299.0	-19.6
382.740500	25.22	---	46.00	20.78	100.0	H	319.0	-14.5
728.448500	34.95	---	46.00	11.05	100.0	H	55.0	-7.9

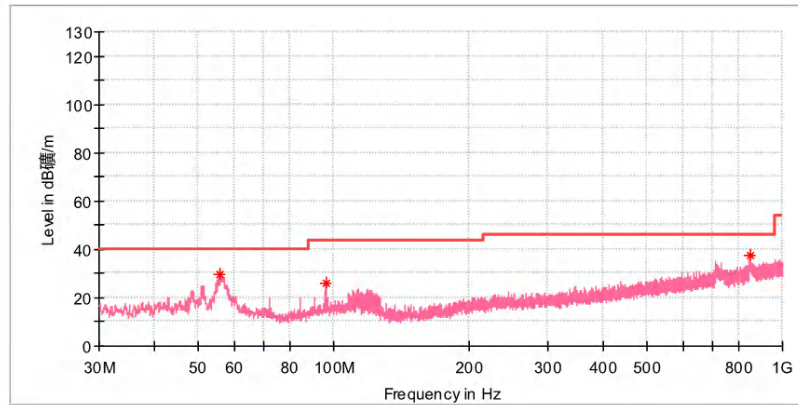
EMI Auto Test(1)

2 / 4

## Test Report

### EUT Information

EUT Name:	Mi True Wireless Earphones 2 Basic
Model:	TWSEJ08WM
Test Mode:	TX_BT_DH5_Low Channel
Test Voltage:	Via USB port
Remark:	Temp 24 Humi:45%
Test Standard:	FCC 15.247
Tested By:	Kei Zhang
Reviewed By:	Terry Yin



### Critical Freqs

Frequency (MHz)	MaxPeak (dBµV/m)	Average (dBµV/m)	Limit (dBµV/m)	Margin (dB)	Height (cm)	Pol	Azimuth (deg)	Corr. (dB/m)
55.753500	29.64	---	40.00	10.36	100.0	V	207.0	-18.8
95.960000	25.90	---	43.50	17.60	100.0	V	0.0	-19.9
846.303500	37.68	---	46.00	8.32	100.0	V	159.0	-6.0

12/8/2020

4:02:18 PM

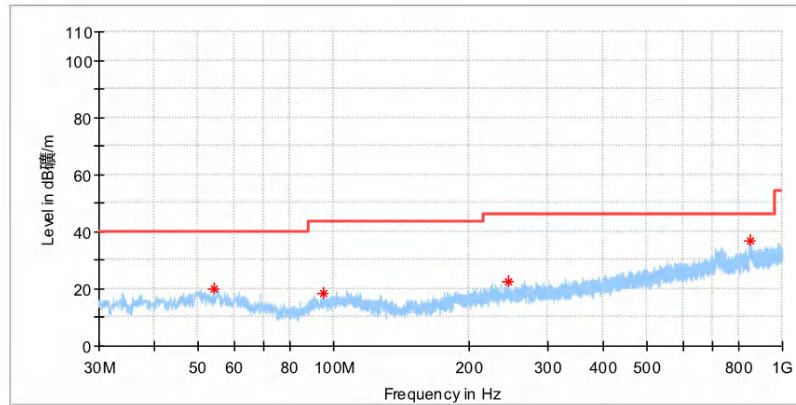
EMI Auto Test(1)

3 / 4

## Test Report

### EUT Information

EUT Name:	Mi True Wireless Earphones 2 Basic
Model:	TWSEJ08WM
TestMode:	TX_BT_DH5_High Channel
Test Voltage::	Via USB port
Remark:	Temp 24 Humi:45%
Test Standard:	FCC 15.247
Tested By:	Kei Zhang
Reviewed By:	Terry Yin



### Critical Freqs

Frequency (MHz)	MaxPeak (dBµV/m)	Average (dBµV/m)	Limit (dBµV/m)	Margin (dB)	Height (cm)	Pol	Azimuth (deg)	Corr. (dB/m)
54.056000	19.87	---	40.00	20.13	100.0	H	251.0	-18.7
94.699000	18.39	---	43.50	25.11	100.0	H	128.0	-20.1
244.467000	22.31	---	46.00	23.69	100.0	H	209.0	-17.9
845.188000	36.93	---	46.00	9.07	100.0	H	243.0	-6.0

12/8/2020

4:02:18 PM



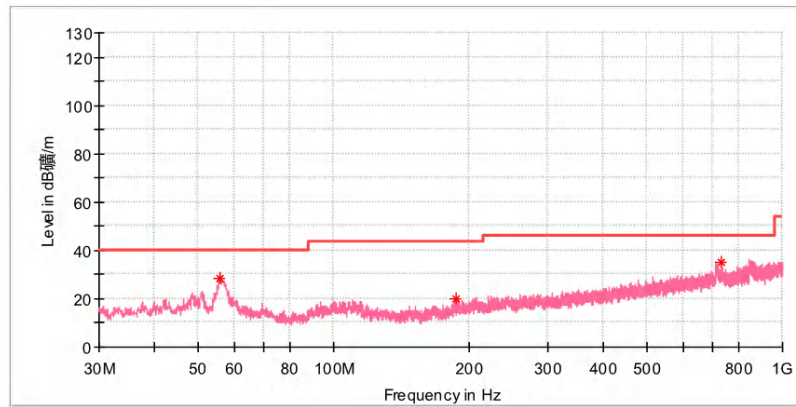
EMI Auto Test(1)

4 / 4

## Test Report

### EUT Information

EUT Name:	Mi True Wireless Earphones 2 Basic
Model:	TWSEJ08WM
Test Mode:	TX_BT_DH5_High Channel
Test Voltage::	Via USB port
Remark:	Temp 24 Humi:45%
Test Standard:	FCC 15.247
Tested By:	Kei Zhang
Reviewed By:	Terry Yin



### Critical Freqs

Frequency (MHz)	MaxPeak (dBµV/m)	Average (dBµV/m)	Limit (dBµV/m)	Margin (dB)	Height (cm)	PoI	Azimuth (deg)	Corr. (dB/m)
55.753500	28.12	---	40.00	11.88	100.0	V	0.0	-18.8
186.655000	19.74	---	43.50	23.76	100.0	V	339.0	-20.2
729.564000	35.00	---	46.00	11.00	100.0	V	0.0	-7.9

12/8/2020

4:02:18 PM

Right earphone

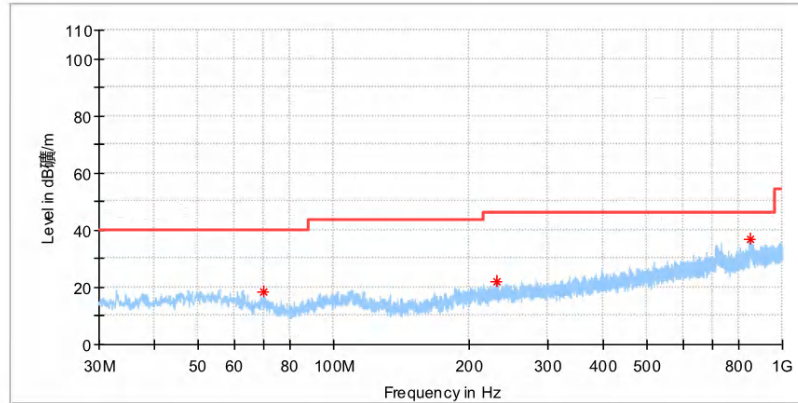
EMI Auto Test(1)

1 / 4

### Test Report

**EUT Information**

EUT Name:	Mi True Wireless Earphones 2 Basic
Model:	TWSEJ08WM
Test Mode:	TX_BT_DH5_Low Channel
Test Voltage::	Via USB port
Remark:	Temp 24 Humi:45%
Test Standard:	FCC 15.247
Tested By:	Kei Zhang
Reviewed By:	Terry Yin



**Critical Freqs**

Frequency (MHz)	MaxPeak (dBµV/m)	Average (dBµV/m)	Limit (dBµV/m)	Margin (dB)	Height (cm)	Pol	Azimuth (deg)	Corr. (dB/m)
69.673000	18.59	--	40.00	21.41	100.0	H	313.0	-22.0
231.808500	21.84	--	46.00	24.16	100.0	H	118.0	-18.3
845.576000	37.06	--	46.00	8.94	100.0	H	250.0	-6.0

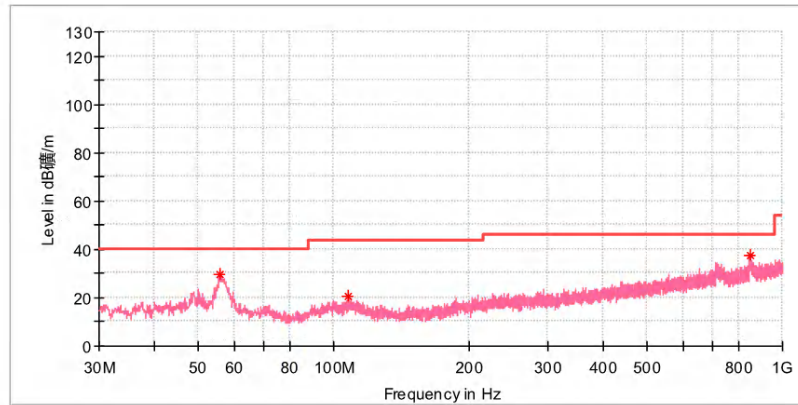
EMI Auto Test(1)

2 / 4

## Test Report

### EUT Information

EUT Name:	Mi True Wireless Earphones 2 Basic
Model:	TWSEJ08WM
Test Mode:	TX_BT_DH5_Low Channel
Test Voltage:	Via USB port
Remark:	Temp 24 Humi:45%
Test Standard:	FCC 15.247
Tested By:	Kei Zhang
Reviewed By:	Terry Yin



### Critical Freqs

Frequency (MHz)	MaxPeak (dBµV/m)	Average (dBµV/m)	Limit (dBµV/m)	Margin (dB)	Height (cm)	Pol	Azimuth (deg)	Corr. (dB/m)
55.608000	29.60	---	40.00	10.40	100.0	V	356.0	-18.8
108.085000	20.78	---	43.50	22.72	100.0	V	185.0	-19.3
846.012500	37.73	---	46.00	8.27	100.0	V	0.0	-6.0

12/8/2020

4:21:07 PM