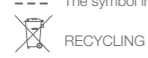


CE

Declaration of Conformity Heretby, Tiniab Corporation declares that the radio equipment type omthing AirFree Lace Wireless Headphones of EO008 is in compliance with Directive 2014/53/EU. The full text of the EU declaration of conformity is available at the following internet address: www.omthing.com

Warning

Replacement of a battery with an incorrect type that can defeat a safeguard (such as catching fire, explosion, leakage of corrosive electrolyte etc); Disposal of a battery into fire or a hot oven, or mechanically crushing or cutting of a battery, that can result in an explosion;



This product bears the selective sorting symbol for Waste electrical and electronic equipment (WEEE). This means that this product must be handled pursuant to European directive 2012/19/EU in order to be recycled or dismantled to minimize its impact on the environment.



FCC

The device has been evaluated to meet general RF exposure requirement. The device can be used in portable exposure condition without restriction. Federal Communication Commission (FCC) Radiation Exposure Statement Power is so low that no RF exposure calculation is needed.

NOTE: The manufacturer is not responsible for any radio or TV interference caused by unauthorized modifications or changes to this equipment. Such modifications or changes could void the user's authority to operate the equipment.

IC Statement

This device complies with Industry Canada license-exempt RSS standard(s). Operation is subject to the following two conditions: (1) this device may not cause interference, and (2) this device must accept any interference, including interference that may cause undesired operation of the device.



Manufacturer: Tiniab Corporation
Address: No. 3333, Luxian Avenue, Tower A, 35th Floor, Tangliang City, Nanshan District, Shenzhen, China
製造商: 萬麗寶學股份有限公司
地址: 深圳市南山區留仙大道 3333 號塘朗城 A 座 35 樓



omthing AirFree Lace Wireless Headphones User Guide
omthing AirFree Lace 無線耳機 用戶指南

繁體中文

請在使用本產品前仔細閱讀使用說明書，並妥善保存，以備日後參考。

包裝清單



如何配對

1. 在開機模式下，長按中間按鍵約 5 秒。耳機進入配對狀態，英文語音提示 "power on"，配對過程中，進入搜索狀態後藍紅燈交替閃爍，搜索時長 5 分鐘後無設備連接自動關機。



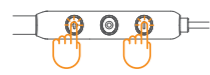
* omthing AirFree Lace 在初次配對成功之後會自動連接你的設備。

如何使用

開機：在開機模式下，長按中間按鍵 2 秒，英文語音提示 "power on"，紅藍燈同時亮 1 秒。

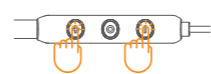


音量調節：按音量 "+" 鍵。達到最高音量時，會聽到 "D1" 的語音提示。重降低：按音量 "-" 鍵。達到最低音量時，會聽到 "D1" 的語音提示。



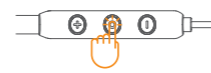
控制曲目

上一曲：在播放音樂中，長按音量 "-" 2 秒。



通話控制

接聽：在來電中，短按中間按鍵 1 次。



播放/暫停音樂

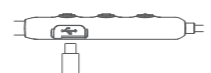
播放：在待機模式下，短按中間按鍵 1 次。



* 清除配對列表：同時長按 "+" 和 "-" 鍵 5 秒清除配對，紅藍燈同時閃爍三次後自動進去配對狀態。

充電

使用配套的 TYPE-C 數據線，插入充電端口充電。低電量（剩餘電量時間小於 10 分鐘）：電壓低於 3.3V 開始提示 "battery low"，每分鐘提示一次，同時紅燈閃爍。低於 3.0V 自動關機。



基本參數

產品型號：EO008
喇叭尺寸：10 mm
頻率範圍：20-20KHz
阻抗：16Ω
靈敏度：102 ± 3dB
頸帶長度：300 ± 5 mm

警告

- 1. 請勿以任何理由拆換或維修改裝產品，否則可能會導致起火、電子擊穿甚至徹底損壞產品；
2. 請勿將設備儲存在溫度過低或過高 (0°C 以下或 60°C 以上) 的環境中；

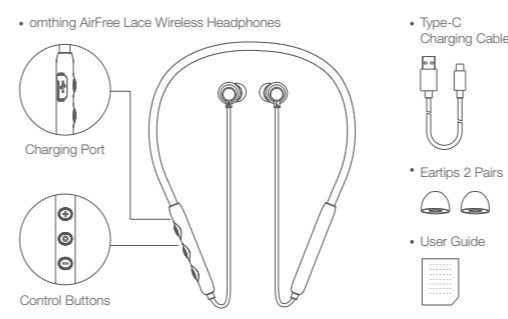
NCC

取得審驗證明之低功率射頻器材，非經核准，公司、商號或使用者均不得擅自變更頻率、加大功率或變更原設計之特性及功能。

English

Please read the user guide thoroughly before use of this product and retain it properly for future reference.

Package Contents



How to Pair

1. When the headphones are off, press and hold the Multifunction Button for 5 seconds to enter pairing mode. A voice prompt "Power On" will be heard and the LED indicator will flash blue and red alternately indicating the headphones are in pairing mode.



2. Enable Bluetooth function on your device. Search and find "omthing AirFree Lace" in the Bluetooth connection list. Tap on the name to connect. A voice prompt "Connected" will be heard once successfully connected. The blue LED indicator will flash twice every 4 seconds.

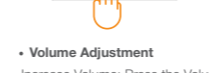


Note: omthing AirFree Lace will automatically connect to your device after initial pairing.

How to use

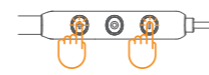
Power On: When the headphones are off, press and hold the Multifunction Button for 2 seconds to turn on the headphones. A voice prompt "Power On" will be heard and the blue and red LED indicator will be on for 1 second.

Power Off: Press and hold the Multifunction Button for 3 seconds to turn off the headphones. A voice prompt "Power Off" will be heard and the blue and red indicator will be on for 1 second.



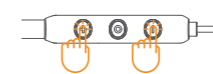
Volume Adjustment

Increase Volume: Press the Volume + Button. A voice prompt "D1" will be heard when reaching the highest volume.



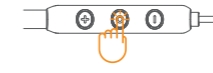
Control Music Tracks

Previous Track: Press and hold the Volume - Button for 2 seconds.



Control Phone Calls

Answer: Press the Multifunction Button once.



Play and Pause Music

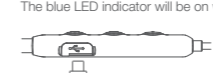
Play: Press the Multifunction Button once.



Clear Pairing History: Press and hold Volume + and Volume - Buttons simultaneously for 5 seconds. The blue and red indicator will flash three times.

Charge

Connect your headphones to a power source using the included Type-C charging cable. A voice prompt "Battery Low" will be heard and the red LED indicator will flash once every second when battery runs low (Playtime less than 10 minutes or voltage lower than 3.3 V).



The blue LED indicator will be on when fully charged.

Specifications

Model: EO008
Speaker: 10 mm
Sensitivity Response: 20Hz - 20 KHz
Impedance: 16Ω
Sensitivity: 102 ± 3dB
Neckband Length: 300 ± 5 mm

Warning

- 1. Never dismantle or alter this product by yourself to avoid damages and fire hazards.
2. Do not store this product in extreme temperatures (below 0 °C or above 60 °C).
3. Do not use this product in thunderstorm weather in case of product malfunctions and electric shock.

Note

- 1. Please fully charge the headphones before first use.
2. Please charge the headphones if they are about to be idle for more than 3 months.
3. Please charge the headphones with chargers certified by a third party authority.

说明书 (折页)
尺寸: 153*188mm
材质: 157g 铜版纸
印刷: CMYK



颜色参考 2013C
颜色参考 2162C