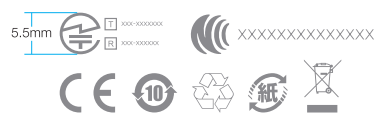




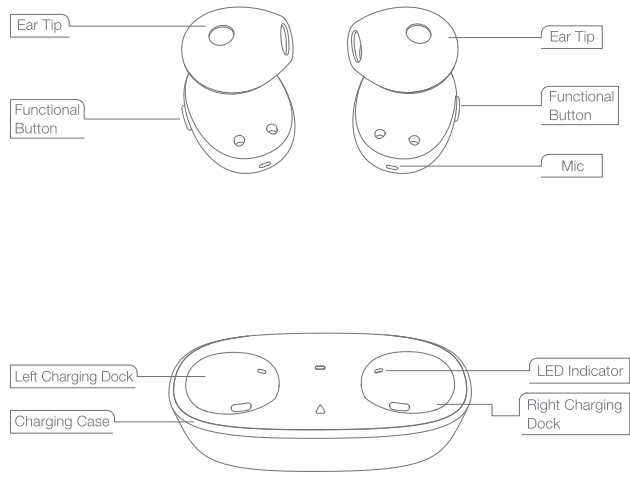
www.1more.com

FCC ID: XXXXXXXXXXXXX



1MORE True Wireless Earbuds User Guide

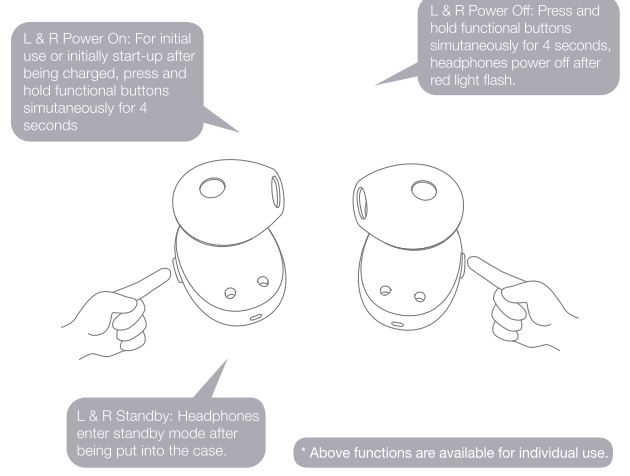
**Product Overview**




**Fit**



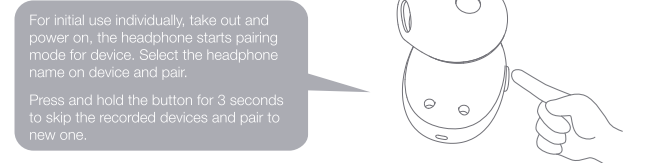
**Power On / Power Off**



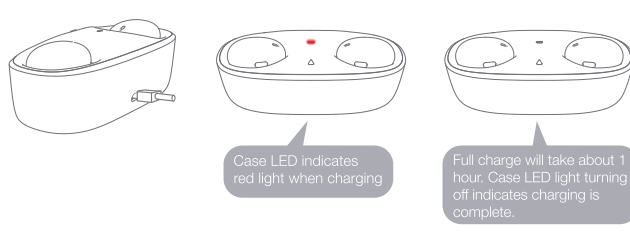
**Headphones Pairing**



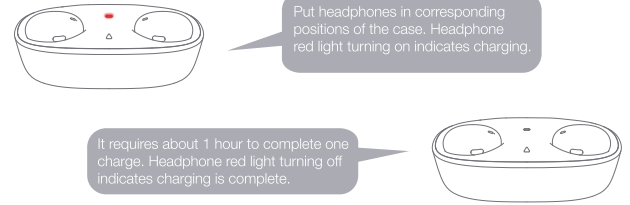
**Individual Pairing**



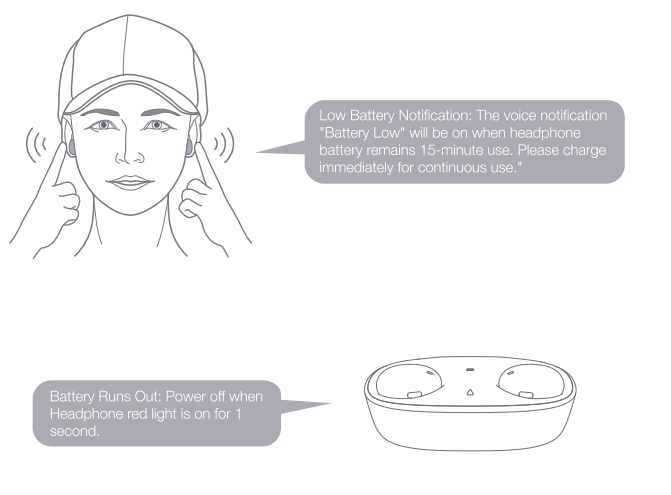
**Charging** ① To charge the case with Micro-USB cable



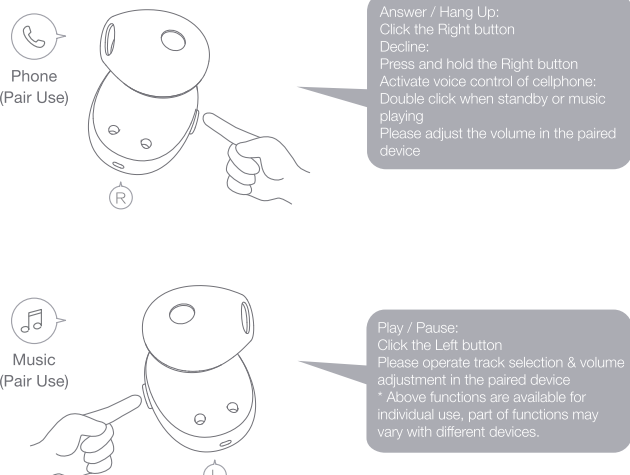
② To charge headphones with the case



**Battery Notification**



**Button**



**Tips**

1. Please read this instruction manual carefully and retain for future reference.
2. Please fully charge the battery before first use.
3. If the headphones have been unused for more than 3 months, we recommend that you charge them. This will improve battery capacity.
4. Only use chargers that are FCC (Federal Communications Commission) approved.
5. In dry environments, static electricity may numb your ear. This is not related to the quality of the product.

**Safety Information**

1. Never disassemble the headphones. There are no user-serviceable parts inside.
2. Do not expose the headphones to temperatures below 32 °F (0 °C) or to temperatures above 113 °F (45 °C).
3. Do not use the headphones in a thunderstorm storm. This could prevent the headphones from working properly, and also increase your chance of being electrically shocked.
4. Do not use oil or any volatile liquid to clean this product.
5. Do not listen at high volumes for extended periods of time.
6. Do not use the headphones while operating a motor vehicle. Do not use the headphones any time it would be dangerous to be unaware of noises around you.
7. Adult supervision is required for children age 6 and under.
8. If you don't feel comfortable after wearing the headphones, please refer to an aurist for advice on whether or not in-ear headphones are suitable for you.

**Extra Functions**

If the left and right headphones cannot be paired properly, in the charging box, press and hold for 5 seconds until the red light goes out, and then take out at the same time, you can automatically pair. Unpairing the headphones and the device: press and hold both buttons for 8 seconds, and then start the automatic searching mode.

Out of Wireless Connection Range: The headphones will try to reconnect for 5 minutes. Then they will turn off automatically if not connected to any device.

**Limited Warranty**

1MORE Inc., (1MORE) warrants to the original retail purchaser that this product is to be free from defective materials and workmanship for a period of one year from the date of purchase, if it is properly used and maintained. If this product proves defective in either material or workmanship, 1MORE, at its option, will (a) repair the product, or (b) replace the product, at no charge for parts or labor. If the product model is no longer available and cannot be repaired effectively or replaced with an identical model, 1MORE at its sole option may replace the unit with a current model of equal or greater value. In some cases, modification to the mounting surface may be required where a new model is substituted. 1MORE assumes no responsibility or liability for such modification. To obtain a repair or replacement under the terms of this warranty, please return to dealer first, if possible, and the dealer will direct you accordingly for repairs or replacement. You will be required to submit a copy of the original receipt.

Return shipping for exchanges/repairs is the sole responsibility of the original retail purchaser.

**Limitations:**

- This limited warranty does not cover failure of the product resulting from improper installation, misuse, abuse, accident, neglect, mishandling, or wear from ordinary use or environmental deterioration.
- This limited warranty does not cover cosmetic damage, including paint damage, or consequential damage to other components or premises which may result for any reason from the failure of the product.
- This limited warranty is null and void for products not used in accordance with 1MORE's instructions.
- This limited warranty is null and void for products with altered or missing serial numbers and for products not purchased from an authorized dealer.
- This limited warranty terminates if you sell or otherwise transfer this product to another party.

**We Appreciate Your Business**

We know you will enjoy new 1MORE headphones as much as we do. At 1MORE, we value your satisfaction. If you would like more details on this product or any of our other products, please visit us online by scanning the QR code. Go to [www.1more.com](http://www.1more.com) and sign up for VIP, and 1MORE will treat you like one.

**WEEE**

Electrical and electronic equipment, parts and batteries marked with this symbol must not be disposed of with normal household wastage, it must be collected and disposed of separately to protect the environment.

Your 1MORE retailer will advise you of the correct way of disposal in your country.

**Safety Caution**

Do not expose batteries or battery packs to excessive heat such as sunshine, fire or the like.

**CE**

Hereby, 1MORE, declares that wireless headphone is in compliance with the essential requirement and relevant provisions of Directive 2014/53/EU.

Declaration for EU Compliance  
Operation Frequency/Max. RF power transmitted: 2400-2483.5MHz, Left side <10dBm, Right side <10dBm.

**FCC**

This device complies with FCC radiation exposure limits set forth for an uncontrolled environment. This device complies with Part 15 of the FCC Rules. Operation is subject to the following two conditions: (1) this device may not cause harmful interference, and (2) this device must accept any interference received, including interference that may cause undesired operation.

**Caution!**

Any changes or modifications not expressly approved by the party responsible for compliance could void the user's authority to operate the equipment.

Supplier's Declaration of Conformity  
47 CFR § 2.1077 Compliance Information  
Unique Identifier: XXXXXXXXXXXXX  
Trade Name: 1MORE  
Model No.: ECS3001B  
**Left-FCC ID:2ASDIECS3001BL**  
**Right-FCC ID:2ASDIECS3001BR**  
Responsible Party – U.S. Contact Information  
1MORE USA, Inc.  
Address: 10225 Barnes Canyon Road, Suite A202, San Diego, California, 92121  
Tel: 1-855-551-6673  
E-Mail: support@1moreusa.com

Note: This equipment has been tested and found to comply with the limits for a Class B digital device, pursuant to Part 15 of the FCC Rules. These limits are designed to provide reasonable protection against harmful interference in a residential installation. This equipment generates, uses and can radiate radio frequency energy and, if not installed and used in accordance with the instructions, may cause harmful interference to radio communications. However, there is no guarantee that interference will not occur in a particular installation.

If this equipment does cause harmful interference to radio or television reception, which can be determined by turning the equipment off and on, the user is encouraged to try to correct the interference by one or more of the following measures:

- Reorient or relocate the receiving antenna.
- Increase the separation between the equipment and receiver.
- Connect the equipment into an outlet on a circuit different from that to which the receiver is connected.
- Consult the dealer or an experienced radio/TV technician for help.

Warning: changes or modifications not expressly approved by the party responsible for compliance could void the user's authority to operate the equipment.

## **FCC Statement**

### **15.19**

1. This device complies with Part 15 of the FCC Rules. Operation is subject to the following two conditions:

- (1) This device may not cause harmful interference.
- (2) This device must accept any interference received, including interference that may cause undesired operation.

### **15.21**

Note: The grantee is not responsible for any changes or modifications not expressly approved by the party responsible for compliance. Such modifications could void the user's authority to operate the equipment.

### **15.105(b)**

**NOTE:** This equipment has been tested and found to comply with the limits for a Class B digital device, pursuant to part 15 of the FCC Rules. These limits are designed to provide reasonable protection against harmful interference in a residential installation.

This equipment generates uses and can radiate radio frequency energy and, if not installed and used in accordance with the instructions, may cause harmful interference to radio communications. However, there is no guarantee that interference will not occur in a particular installation. If this equipment does cause harmful interference to radio or television reception, which can be determined by turning the equipment off and on, the user is encouraged to try to correct the interference by one or more of the following measures:

- Reorient or relocate the receiving antenna.
- Increase the separation between the equipment and receiver.
- Connect the equipment into an outlet on a circuit different from that to which the receiver is connected.
- Consult the dealer or an experienced radio/TV technician for help

## **IC Statement**

This device complies with Industry Canada licence-exempt RSS standard(s). Operation is subject to the following two conditions: (1) this device may not cause harmful interference, and (2) this device must accept any interference received, including interference that may cause undesired operation.

Le présent appareil est conforme aux CNR d'Industrie Canada applicables aux appareils radio exempts de licence. L'exploitation est autorisée aux deux conditions suivantes :

- (1) l'appareil ne doit pas produire de brouillage, et
- (2) l'utilisateur de l'appareil doit accepter tout brouillage radioélectrique subi, même si le brouillage est susceptible d'en compromettre le fonctionnement.