



Antenna Test Report

Customer : 小米

Project : N76

Date 20230729

马建



Antenna Test Report

Equipment	Brand	Module Type
Network Analyzer	keysight	5071c (100K-8.5G)
Signal Generator	R&S	CMW500
Signal Generator	Agilent	E4438C
3D Anechoic chamber	General Test	RayZone 2800



Antenna Test Report

Manufacturer : Shenzhen Hilintech Technology

Test software /equipment : **RayZone 2800**

Equipment calibration date : 2023-01-15

Manufacturer address : Building A, Room 101, Taohuayuan Hi-Tech Park, Xixiang Street,
Baoan District, Shenzhen, Guangdong, P.R.C.

Test Lab : **Tiinlab---RF-Lab**

Antenna Type: FPC



Antenna Test Report

Results Summary

Gain & Efficiency (Free Space)

Frequency (MHz)	L		R	
	Peak Gain (dBi)	Efficiency (%)	Peak Gain (dBi)	Efficiency (%)
2400	-3.22	22.45	-2.98	24.33
2410	-2.72	24.53	-2.82	25.12
2420	-2.68	25.49	-2.71	25.46
2430	-2.57	26.17	-2.62	26.37
2440	-2.50	26.89	-2.58	25.21
2450	-2.55	27.12	-2.5	24.43
2460	-2.78	26.22	-2.63	24.23
2470	-2.82	25.52	-2.77	23.19
2480	-3.05	24.21	-2.94	22.76
2490	-3.12	22.34	-3.04	22.45
2500	-3.33	20.17	-3.13	21.13



Antenna Test Report

Results Summary

Gain & Efficiency (BH)

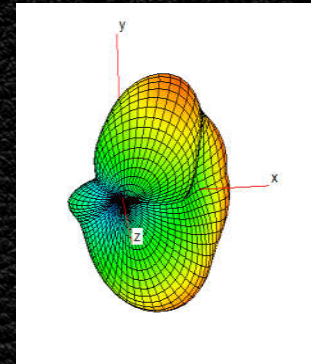
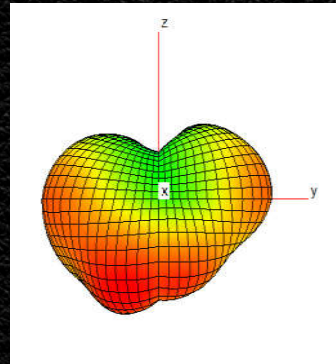
Frequency (MHz)	L		R	
	Peak Gain (dBi)	Efficiency (%)	Peak Gain (dBi)	Efficiency (%)
2400	-5.13	5.09	-5.78	5.84
2410	-4.82	5.21	-5.54	6.12
2420	-4.56	5.33	-5.31	6.32
2430	-4.32	5.52	-5.18	6.39
2440	-5.13	5.71	-4.75	6.57
2450	-5.38	6.02	-5.01	6.68
2460	-5.62	6.19	-5.22	6.98
2470	-5.83	5.78	-5.31	6.52
2480	-6.19	5.31	-5.66	6.32
2490	-6.38	5.07	-5.81	6.19
2500	-6.97	4.82	-6.25	6.06



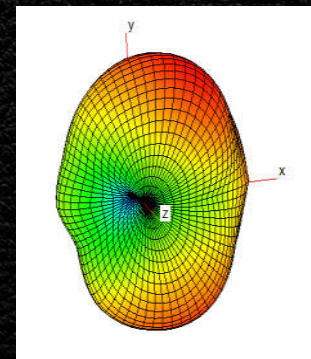
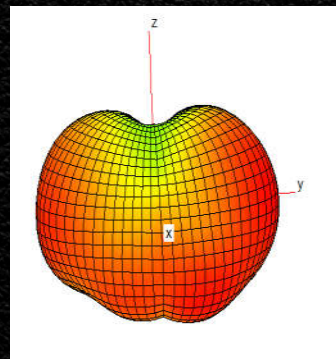
Antenna Test Report

Radiation Pattern (FS)

L



R

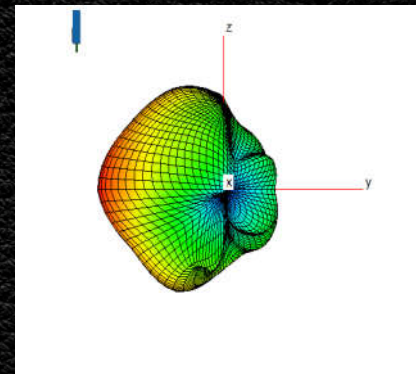
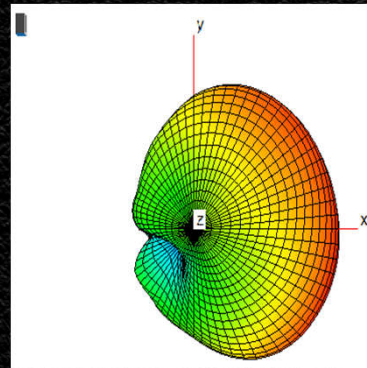




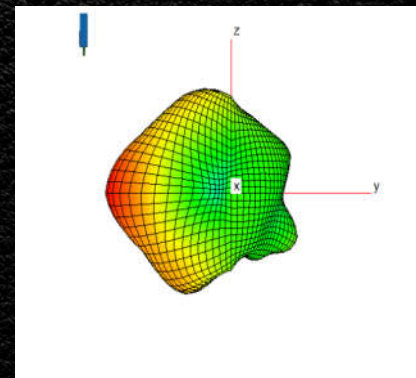
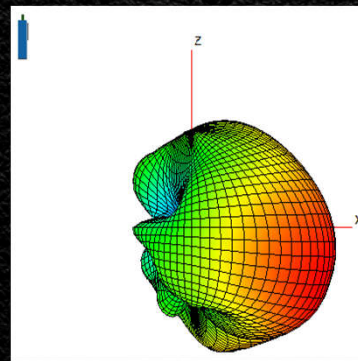
Antenna Test Report

Radiation Pattern (BH)

L



R





Antenna Test Report

THANK YOU !

