

1 Annex B – External pictures of EUT

1.1 List of Pictures

Picture 1: Top view of test sample2
Picture 2: Bottom view of test sample.....2
Picture 3: Front view of pins at the bottom of the EUT.....3
Picture 4: Top view of pins at the top of the EUT.....3
Picture 5: Top view of power supply for EUT.....4
Picture 6: Top view of USB cable for EUT (only for configuration)4




EMV **TESTHAUS** GmbH
Gustav-Hertz-Straße 35
94315 Straubing
Germany

PowerBox Systems GmbH
Receiver
PBR-9D


171026-AU03+W01
Annex B



Picture 1: Top view of test sample




Picture 2: Bottom view of test sample




Picture 3: Front view of pins at the bottom of the EUT



Picture 4: Top view of pins at the top of the EUT



Picture 5: Top view of power supply for EUT



Picture 6: Top view of USB cable for EUT (only for configuration)