



## **TEST REPORT**

**No. I19N00514-RF-LTE**

for

**RUGGEAR LIMITED**

**LTE SMARTPHONE**

**Model Name: RG655**

**FCC ID: 2ASCH-RG655**

with

**Hardware Version: V1.0**

**Software Version: RG655\_US\_1.0.0.0.0\_5\_20190415**

**Issued Date: 2019-04-23**

**Note:**

The test results in this test report relate only to the devices specified in this report. This report shall not be reproduced except in full without the written approval of SAICT.

**Test Laboratory:**

Designation Number: CN1210

SAICT, Shenzhen Academy of Information and Communications Technology

Building G, Shenzhen International Innovation Center, No.1006 Shennan Road, Futian District, Shenzhen, Guangdong, P. R. China 518026.

Tel: +86(0)755-33322000, Fax: +86(0)755-33322001

Email: yewu@caict.ac.cn, website: www.cszit.com

## **REPORT HISTORY**

<b>Report Number</b>	<b>Revision</b>	<b>Description</b>	<b>Issue Date</b>
I19N00514-RF-LTE	Rev.0	1st edition	2019-04-23

## **CONTENTS**

<b>1. TEST LABORATORY</b> .....	<b>4</b>
1.1. TESTING LOCATION .....	4
1.2. TESTING ENVIRONMENT .....	4
1.3. PROJECT DATA.....	4
1.4. SIGNATURE .....	4
<b>2. CLIENT INFORMATION</b> .....	<b>5</b>
2.1. APPLICANT INFORMATION.....	5
2.2. MANUFACTURER INFORMATION .....	5
<b>3. EQUIPMENT UNDER TEST (EUT) AND ANCILLARY EQUIPMENT (AE)</b> .....	<b>6</b>
3.1. ABOUT EUT .....	6
3.2. INTERNAL IDENTIFICATION OF EUT USED DURING THE TEST .....	6
3.3. INTERNAL IDENTIFICATION OF AE USED DURING THE TEST.....	6
3.4. GENERAL DESCRIPTION .....	6
<b>4. REFERENCE DOCUMENTS</b> .....	<b>7</b>
<b>5. LABORATORY ENVIRONMENT</b> .....	<b>8</b>
<b>6. SUMMARY OF TEST RESULTS</b> .....	<b>9</b>
<b>7. TEST EQUIPMENTS UTILIZED</b> .....	<b>12</b>
<b>ANNEX A: MEASUREMENT RESULTS</b> .....	<b>13</b>
A.1 OUTPUT POWER .....	13
A.2 FIELD STRENGTH OF SPURIOUS RADIATION .....	46
A.3 FREQUENCY STABILITY .....	64
A.4 OCCUPIED BANDWIDTH.....	69
A.5 EMISSION BANDWIDTH.....	106
A.6 BAND EDGE COMPLIANCE.....	143
A.7 CONDUCTED SPURIOUS EMISSION .....	168
A.8 PEAK-TO-AVERAGE POWER RATIO .....	174

## 1. Test Laboratory

### 1.1. Testing Location

Company Name: Shenzhen Academy of Information and Communications  
Technology  
Address: Building G, Shenzhen International Innovation Center, No.1006  
Shennan Road, Futian District, Shenzhen, Guangdong, P. R. China  
Postal Code: 518026  
Telephone: +86(0)755-33322000  
Fax: +86(0)755-33322001


### 1.2. Testing Environment

Normal Temperature: 15-35℃  
Relative Humidity: 20-75%

### 1.3. Project data


Testing Start Date: 2019-03-15  
Testing End Date: 2019-04-22

### 1.4. Signature




Lai Minghua

(Prepared this test report)



Huang Qiuqin

(Reviewed this test report)



Zhang Hao

(Approved this test report)

## **2. Client Information**

### **2.1. Applicant Information**

Company Name: RUGGEAR LIMITED  
Address /Post: RM1301,13/F WING TUCK COMM CTR 177-183 WING LOK ST  
SHEUNG WAN HONG KONG  
Contact Person: alex.ma  
Contact Email: alex.ma@ruggear.cn  
Telephone: 0755-86220211  
Fax: /

### **2.2. Manufacturer Information**

Company Name: RUGGEAR LIMITED  
Address /Post: RM1301,13/F WING TUCK COMM CTR 177-183 WING LOK ST  
SHEUNG WAN HONG KONG  
Contact Person: alex.ma  
Contact Email: alex.ma@ruggear.cn  
Telephone: 0755-86220211  
Fax: /



### **3. Equipment Under Test (EUT) and Ancillary Equipment (AE)**

#### **3.1. About EUT**

Description	LTE SMARTPHONE
Model Name	RG655
FCC ID	2ASCH-RG655
Frequency Bands	LTE Bands 2,4,5,7,12,17,38,66
Antenna	Integrated
Extreme vol. Limits	3.4VDC to 4.35VDC (nominal: 3.8VDC)
Extreme temp. Tolerance	-10°C to +55°C
Condition of EUT as received	No abnormality in appearance

#### **3.2. Internal Identification of EUT used during the test**

<b>EUT ID*</b>	<b>IMEI</b>	<b>HW Version</b>	<b>SW Version</b>	<b>Sample Arrival Date</b>
UT06aa	355772090002911	V1.0	RG655_US_1.0.0.0.0_5_20190415	2019-03-15

\*EUT ID: is used to identify the test sample in the lab internally.

#### **3.3. Internal Identification of AE used during the test**

**AE ID\*    Description**

**AE ID\*    Description**

AE1        Battery

AE2        Charger

AE1

Model	Li-Polymer Battery
Manufacturer	SHENZHEN YJC TECHNOLOGY CO. LTD.
Capacitance	4200mAh

AE2

Model	HKC0055010-3D
Manufacturer	SHENZHEN HUNTKEY ELECTRIC CO., LTD.

\*AE ID: is used to identify the test sample in the lab internally.

#### **3.4. General Description**

The Equipment Under Test (EUT) is a model TD-LTE mobile phone with integrated antenna. It consists of normal options: lithium battery, charger. Manual and specifications of the EUT were provided to fulfil the test.

#### 4. Reference Documents

The following documents listed in this section are referred for testing.

<b>Reference</b>	<b>Title</b>	<b>Version</b>
FCC Part 22	PUBLIC MOBILE SERVICES	10-1-17 Edition
FCC Part 24	PERSONAL COMMUNICATIONS SERVICES	10-1-17 Edition
FCC Part 2	FREQUENCY ALLOCATIONS AND RADIO TREATY MATTERS; GENERAL RULES AND REGULATIONS	10-1-17 Edition
FCC Part 27	MISCELLANEOUS WIRELESS COMMUNICATIONS SERVICES	10-1-17 Edition
ANSI/TIA-603-E	Land Mobile FM or PM Communications Equipment Measurement and Performance Standards	2016
ANSI C63.26	American National Standard of Procedures for Compliance Testing of Licensed Transmitters Used in Licensed Radio Service	2015

## 5. LABORATORY ENVIRONMENT

**Control room / conducted chamber** did not exceed following limits along the RF testing:

Temperature	Min. = 15 °C, Max. = 35 °C
Relative humidity	Min. = 20 %, Max. = 80 %
Shielding effectiveness	> 110 dB
Electrical insulation	> 2 MΩ
Ground system resistance	< 0.5 Ω

**Fully-anechoic chamber** did not exceed following limits along the EMC testing

Temperature	Min. = 15 °C, Max. = 35 °C
Relative humidity	Min. = 15 %, Max. = 75 %
Shielding effectiveness	0.014MHz-1MHz > 60 dB; 1MHz-18000MHz > 90 dB
Electrical insulation	> 2MΩ
Ground system resistance	< 4 Ω
Voltage Standing Wave Ratio (VSWR)	≤ 6 dB, from 1 to 18 GHz, 3 m distance
Uniformity of field strength	Between 0 and 6 dB, from 80 to 6000 MHz



## 6. SUMMARY OF TEST RESULTS

Abbreviations used in this clause:		
Verdict Column	P	Pass
	F	Fail
	NA	Not applicable
	NM	Not measured
Location Column	A/B/C/D	The test is performed in test location A, B, C or D which are described in section 1.1 of this report

### LTE Band 2

Items	Test Name	Clause in FCC rules	Section in this report	Verdict
1	Output Power	2.1046/24.232	A.1	P
2	Field Strength of Spurious Radiation	2.1053/24.238	A.2	P
3	Frequency Stability	2.1055/24.235	A.3	P
4	Occupied Bandwidth	2.1049/24.238	A.4	P
5	Emission Bandwidth	2.1049/24.238	A.5	P
6	Band Edge Compliance	2.1051/24.238	A.6	P
7	Conducted Spurious Emission	2.1051/24.238	A.7	P
8	Peak to Average Power Ratio	24.232	A.8	P

### LTE Band 4

Items	Test Name	Clause in FCC rules	Section in this report	Verdict
1	Output Power	2.1046/27.50(d)	A.1	P
2	Field Strength of Spurious Radiation	2.1053/27.53(h)	A.2	P
3	Frequency Stability	2.1055/27.54	A.3	P
4	Occupied Bandwidth	2.1049/27.53(g)	A.4	P
5	Emission Bandwidth	2.1049/27.53(g)	A.5	P
6	Band Edge Compliance	2.1051/27.53(h)	A.6	P
7	Conducted Spurious Emission	2.1051/27.53(h)	A.7	P
8	Peak to Average Power Ratio	27.50(d)	A.8	P

**LTE Band 5**

Items	Test Name	Clause in FCC rules	Section in this report	Verdict
1	Output Power	2.1046/22.913	A.1	P
2	Field Strength of Spurious Radiation	2.1053/22.917	A.2	P
3	Frequency Stability	2.1055/22.355	A.3	P
4	Occupied Bandwidth	2.1049/22.917	A.4	P
5	Emission Bandwidth	2.1049/22.917	A.5	P
6	Band Edge Compliance	2.1051/22.917	A.6	P
7	Conducted Spurious Emission	2.1051/22.917	A.7	P

**LTE Band 7**

Items	Test Name	Clause in FCC rules	Section in this report	Verdict
1	Output Power	2.1046/27.50(h)	A.1	P
2	Field Strength of Spurious Radiation	2.1053/27.53(m)	A.2	P
3	Frequency Stability	2.1055/27.54	A.3	P
4	Occupied Bandwidth	2.1049/27.53(m)	A.4	P
5	Emission Bandwidth	2.1049/27.53(m)	A.5	P
6	Band Edge Compliance	2.1051/27.53(m)	A.6	P
7	Conducted Spurious Emission	2.1051/27.53(m)	A.7	P
8	Peak to Average Power Ratio	27.50(a)/KDB971168 D01(5.7.1)	A.8	P

**LTE Band 12**

Items	Test Name	Clause in FCC rules	Section in this report	Verdict
1	Output Power	2.1046/27.50(c)	A.1	P
2	Field Strength of Spurious Radiation	2.1053/27.53(g)	A.2	P
3	Frequency Stability	2.1055/27.54	A.3	P
4	Occupied Bandwidth	2.1049/27.53(g)	A.4	P
5	Emission Bandwidth	2.1049/27.53(g)	A.5	P
6	Band Edge Compliance	2.1051/27.53(g)	A.6	P
7	Conducted Spurious Emission	2.1051/27.53(g)	A.7	P
8	Peak to Average Power Ratio	27.50(a)	A.8	P

**LTE Band 17**

Items	Test Name	Clause in FCC rules	Section in this report	Verdict
1	Output Power	2.1046/27.50(c)	A.1	P
2	FIELD STRENGTH OF SPURIOUS RADIATION	2.1053/27.53(g)	A.2	P
3	Frequency Stability	2.1055/27.54	A.3	P
4	Occupied Bandwidth	2.1049/27.53(g)	A.4	P
5	Emission Bandwidth	2.1049/27.53(g)	A.5	P
6	Band Edge Compliance	2.1051/27.53(g)	A.6	P
7	Conducted Spurious Emission	2.1051/27.53(g)	A.7	P
8	Peak to Average Power Ratio	27.50(a)	A.8	P

**LTE Band 38**

Items	Test Name	Clause in FCC rules	Section in this report	Verdict
1	Output Power	2.1046/27.50(h)	A.1	P
2	Emission Limit	2.1053/27.53(m)	A.2	P
3	Frequency Stability	2.1055/27.54	A.3	P
4	Occupied Bandwidth	2.1049/27.53(m)	A.4	P
5	Emission Bandwidth	2.1049/27.53(m)	A.5	P
6	Band Edge Compliance	2.1051/27.53(m)	A.6	P
7	Conducted Spurious Emission	2.1051/27.53(m)	A.7	P
8	Peak to Average Power Ratio	27.50(a)	A.8	P

**LTE Band 66**

Items	Test Name	Clause in FCC rules	Section in this report	Verdict
1	Output Power	2.1046/27.50(d)	A.1	P
2	Field Strength of Spurious Radiation	2.1053/27.53(h)	A.2	P
3	Frequency Stability	2.1055/27.54	A.3	P
4	Occupied Bandwidth	2.1049/27.53(h)	A.4	P
5	Emission Bandwidth	2.1049/27.53(h)	A.5	P
6	Band Edge Compliance	2.1051/27.53(h)	A.6	P
7	Conducted Spurious Emission	2.1051/27.53(h)	A.7	P
8	Peak to Average Power Ratio	27.50(a)	A.8	P

## 7. Test Equipments Utilized

NO.	Description	Type	Manufacture	Series Number	Cal Due Date
1	Test Receiver	ESR7	R&S	101676	2019-11-28
2	BiLog Antenna	3142E	ETS	00224831	2021-05-17
3	Horn Antenna	3117	ETS-lindgren	00066577	2022-04-02
4	Horn Antenna	QSH-SL-18-26-S-20	Q-par	17013	2020-01-15
5	Antenna	BBHA 9120D	Schwarzbeck	1593	2019-12-11
6	Antenna	VUBA 9117	Schwarzbeck	207	2020-07-16
7	Antenna	QWH-SL-18-40-K-SG	Q-par	15979	2020-01-16
8	preamplifier	83017A	Agilent	MY39501110	/
9	Signal Generator	SMB100A	R&S	179725	2019-11-28
10	Fully Anechoic Chamber	FACT3-2.0	ETS-Lindgren	1285	2020-07-20
11	Spectrum Analyzer	FSV40	R&S	101192	2019-05-21
12	Universal Radio Communication Tester	CMW500	R&S	152499	2019-07-19
13	Universal Radio Communication Tester	CMW500	R&S	129146	2019-04-24
14	Spectrum Analyzer	FSU	R&S	200679	2019-12-13
15	Temperature Chamber	SH-241	ESPECs	92007516	2019-11-13
16	DC Power Supply	U3606A	Agilent Technologies	MY50450012	2019-11-13

### Test software

Item	Name	Vesion
Radiated	EMC32	Version 10.01.00

## **ANNEX A: MEASUREMENT RESULTS**

### **A.1 OUTPUT POWER**

#### **Reference**

FCC: CFR Part 2.1046, 22.913, 24.232, 27.50

#### **A.1.1 Summary**

During the process of testing, the EUT was controlled via Rhode & Schwarz Digital Radio Communication tester (CMW500) to ensure max power transmission and proper modulation.

This result contains peak output power and ERP/EIRP measurements for the EUT.

In all cases, output power is within the specified limits.

#### **A.1.2 Conducted**

##### **A.1.2.1 Method of Measurements**

The EUT was set up for the max output power with pseudo random data modulation.

These measurements were done at 3 frequencies (bottom, middle and top of operational frequency range) for each bandwidth.

##### **A.1.2.2 Measurement result**

#### **LTE band 2**

Bandwidth	RB size/offset	Frequency (MHz)	Power(dBm)	
			QPSK	16QAM
1.4MHz	1 RB high	1909.3	23.59	22.40
		1880.0	23.33	22.45
		1850.7	23.33	22.28
	1 RB low	1909.3	23.55	22.39
		1880.0	23.36	22.41
		1850.7	23.32	22.30
	50% RB mid	1909.3	23.47	22.50
		1880.0	23.46	22.58
		1850.7	23.47	22.55
	100% RB	1909.3	22.62	21.45
		1880.0	22.38	21.29
		1850.7	22.39	21.32
3MHz	1 RB high	1908.5	23.60	22.35
		1880.0	23.28	22.41
		1851.5	23.30	22.23
	1 RB low	1908.5	23.52	22.40
		1880.0	23.31	22.44
		1851.5	23.39	22.34
	50% RB mid	1908.5	22.58	21.55
		1880.0	22.36	21.47
		1851.5	22.33	21.47

	100% RB	1908.5	22.43	21.45
		1880.0	22.28	21.38
		1851.5	22.26	21.34
5MHz	1 RB high	1907.5	23.43	22.34
		1880.0	23.23	22.48
		1852.5	23.23	22.25
	1 RB low	1907.5	23.36	22.35
		1880.0	23.25	22.46
		1852.5	23.26	22.24
	50% RB mid	1907.5	22.48	21.59
		1880.0	22.32	21.51
		1852.5	22.31	21.48
	100% RB	1907.5	22.39	21.48
		1880.0	22.26	21.39
		1852.5	22.26	21.38
10MHz	1 RB high	1905.0	23.55	22.34
		1880.0	23.29	22.38
		1855.0	23.26	22.15
	1 RB low	1905.0	23.45	22.29
		1880.0	23.28	22.36
		1855.0	23.31	22.25
	50% RB mid	1905.0	22.44	21.50
		1880.0	22.31	21.43
		1855.0	22.22	21.37
	100% RB	1905.0	22.39	21.44
		1880.0	22.33	21.39
		1855.0	22.24	21.32
15MHz	1 RB high	1902.5	23.44	22.51
		1880.0	23.23	22.34
		1857.5	23.22	22.40
	1 RB low	1902.5	23.38	22.52
		1880.0	23.21	22.28
		1857.5	23.27	22.56
	50% RB mid	1902.5	22.59	21.52
		1880.0	22.44	21.43
		1857.5	22.35	21.35
	100% RB	1902.5	22.51	21.56
		1880.0	22.45	21.43
		1857.5	22.32	21.35

20MHz	1 RB high	1900.0	23.19	22.56
		1880.0	23.14	22.21
		1860.0	22.95	22.42
	1 RB low	1900.0	23.05	22.49
		1880.0	23.04	22.10
		1860.0	23.01	22.53
	50% RB mid	1900.0	22.33	21.36
		1880.0	22.27	21.25
		1860.0	22.19	21.28
	100% RB	1900.0	22.36	21.32
		1880.0	22.27	21.32
		1860.0	22.18	21.24

Note: Expanded measurement uncertainty is  $U = 0.488$  dB,  $k = 1.96$



**LTE band 4**

Bandwidth	RB size/offset	Frequency (MHz)	Power(dBm)	
			QPSK	16QAM
1.4MHz	1 RB high	1754.3	22.24	21.29
		1732.5	22.23	21.43
		1710.7	22.18	21.23
	1 RB low	1754.3	22.24	21.22
		1732.5	22.22	21.43
		1710.7	22.17	21.23
	50% RB mid	1754.3	22.37	21.56
		1732.5	22.40	21.64
		1710.7	22.34	21.51
	100% RB	1754.3	21.35	20.24
		1732.5	21.30	20.24
		1710.7	21.29	20.22
3MHz	1 RB high	1753.5	22.29	21.27
		1732.5	22.15	21.13
		1711.5	22.23	21.24
	1 RB low	1753.5	22.26	21.27
		1732.5	22.04	21.24
		1711.5	22.26	21.29
	50% RB mid	1753.5	20.82	19.96
		1732.5	20.78	19.93
		1711.5	21.28	20.36
	100% RB	1753.5	20.80	19.85
		1732.5	20.77	19.85
		1711.5	21.24	20.24
5MHz	1 RB high	1752.5	21.70	20.78
		1732.5	21.75	21.02
		1712.5	21.87	20.84
	1 RB low	1752.5	21.69	20.75
		1732.5	21.69	21.04
		1712.5	21.69	20.76
	50% RB mid	1752.5	20.85	20.00
		1732.5	20.81	19.97
		1712.5	20.77	19.92
	100% RB	1752.5	20.83	19.89
		1732.5	20.79	19.89
		1712.5	20.71	19.81
10MHz	1 RB high	1750.0	21.85	20.81
		1732.5	21.77	20.98

	1 RB low	1715.0	21.76	20.82	
		1750.0	21.76	20.77	
		1732.5	21.76	20.94	
		1715.0	21.77	20.78	
	50% RB mid	1750.0	20.81	19.89	
		1732.5	20.83	19.92	
		1715.0	20.80	19.86	
	100% RB	1750.0	20.84	19.88	
		1732.5	20.87	19.92	
		1715.0	20.80	19.84	
	15MHz	1 RB high	1747.5	21.73	21.06
			1732.5	21.67	20.86
1717.5			21.71	20.87	
1 RB low		1747.5	21.70	21.13	
		1732.5	21.71	20.86	
		1717.5	21.68	20.80	
50% RB mid		1747.5	20.86	19.87	
		1732.5	20.83	19.88	
		1717.5	20.81	19.84	
100% RB		1747.5	20.88	19.93	
		1732.5	20.81	19.86	
		1717.5	20.78	19.83	
20MHz	1 RB high	1745.0	21.60	20.78	
		1732.5	21.56	20.79	
		1720.0	21.65	20.84	
	1 RB low	1745.0	21.54	20.78	
		1732.5	21.56	20.77	
		1720.0	21.52	20.73	
	50% RB mid	1745.0	20.82	19.90	
		1732.5	20.81	19.86	
		1720.0	20.78	19.85	
	100% RB	1745.0	20.75	19.81	
		1732.5	20.78	19.86	
		1720.0	20.81	19.88	

Note: Expanded measurement uncertainty is  $U = 0.488$  dB,  $k = 1.96$

**LTE band 5**

Bandwidth	RB size/offset	Frequency (MHz)	Power(dBm)	
			QPSK	16QAM
1.4MHz	1 RB high	848.3	23.14	22.19
		836.5	23.69	22.70
		824.7	23.76	22.71
	1 RB low	848.3	23.19	22.20
		836.5	23.28	22.23
		824.7	23.70	22.68
	50% RB mid	848.3	23.34	22.50
		836.5	23.40	22.52
		824.7	23.32	22.52
	100% RB	848.3	22.21	21.20
		836.5	22.26	21.23
		824.7	22.26	21.20
3MHz	1 RB high	847.5	23.15	22.21
		836.5	23.25	22.41
		825.5	23.26	22.30
	1 RB low	847.5	23.26	22.31
		836.5	23.24	22.44
		825.5	23.23	22.31
	50% RB mid	847.5	22.27	21.43
		836.5	22.32	21.51
		825.5	22.31	21.45
	100% RB	847.5	22.25	21.36
		836.5	22.33	21.42
		825.5	22.24	21.30
5MHz	1 RB high	846.5	23.13	22.20
		836.5	23.17	22.48
		826.5	23.19	22.25
	1 RB low	846.5	23.15	22.22
		836.5	23.16	22.49
		826.5	23.13	22.24
	50% RB mid	846.5	22.30	21.50
		836.5	22.34	21.53
		826.5	22.33	21.48
	100% RB	846.5	22.26	21.39
		836.5	22.30	21.46
		826.5	22.25	21.36
10MHz	1 RB high	844.0	23.24	22.22
		836.5	23.25	22.40

		829.0	23.27	22.27
	1 RB low	844.0	23.22	22.24
		836.5	23.26	22.41
		829.0	23.19	22.24
	50% RB mid	844.0	22.32	21.45
		836.5	22.35	21.47
		829.0	22.35	21.43
	100% RB	844.0	22.30	21.38
		836.5	22.32	21.41
		829.0	22.32	21.36

Note: Expanded measurement uncertainty is  $U = 0.488\text{dB}$ ,  $k = 1.96$

LTE band 7

Bandwidth	RB size/offset	Frequency (MHz)	Power(dBm)	
			QPSK	16QAM
5MHz	1 RB high	2567.5	23.28	22.30
		2535.0	23.74	22.76
		2502.5	23.87	22.91
	1 RB low	2567.5	23.30	22.35
		2535.0	23.72	22.78
		2502.5	23.89	22.92
	50% RB mid	2567.5	22.42	21.50
		2535.0	22.37	21.44
		2502.5	22.51	21.62
	100% RB	2567.5	22.38	21.41
		2535.0	22.31	21.36
		2502.5	22.45	21.50
10MHz	1 RB high	2565.0	23.37	22.29
		2535.0	23.35	22.43
		2505.0	23.41	22.49
	1 RB low	2565.0	23.40	22.31
		2535.0	23.32	22.42
		2505.0	23.46	22.53
	50% RB mid	2565.0	22.44	21.42
		2535.0	22.34	21.37
		2505.0	22.46	21.44
	100% RB	2565.0	22.37	21.37
		2535.0	22.37	21.35
		2505.0	22.43	21.44
15MHz	1 RB high	2562.5	23.25	22.54
		2535.0	23.25	22.30
		2507.5	23.25	22.54
	1 RB low	2562.5	23.33	22.56
		2535.0	23.26	22.37
		2507.5	23.39	22.62
	50% RB mid	2562.5	22.50	21.42
		2535.0	22.45	21.38
		2507.5	22.53	21.47
	100% RB	2562.5	22.32	21.33
		2535.0	22.41	21.45
		2507.5	22.46	21.49
20MHz	1 RB high	2560.0	23.02	22.54

		2535.0	23.07	22.16
		2510.0	22.99	22.53
	1 RB low	2560.0	23.04	22.51
		2535.0	23.06	22.18
		2510.0	23.12	22.58
	50% RB mid	2560.0	22.36	21.39
		2535.0	22.28	21.34
		2510.0	22.30	21.35
	100% RB	2560.0	22.45	21.48
		2535.0	22.43	21.41
		2510.0	22.49	21.51

Note: Expanded measurement uncertainty is  $U = 0.488$  dB,  $k = 1.96$

LTE band 12

Bandwidth	RB size/offset	Frequency (MHz)	Power(dBm)	
			QPSK	16QAM
1.4MHz	1 RB high	715.3	23.05	21.88
		707.5	22.90	22.01
		699.7	22.94	21.97
	1 RB low	715.3	23.06	21.93
		707.5	22.91	21.96
		699.7	22.93	22.00
	50% RB mid	715.3	23.09	22.13
		707.5	23.15	22.33
		699.7	23.18	22.31
	100% RB	715.3	22.09	20.91
		707.5	22.05	20.96
		699.7	22.04	20.94
3MHz	1 RB high	714.5	23.14	21.91
		707.5	23.00	22.17
		700.5	23.04	22.03
	1 RB low	714.5	23.04	22.04
		707.5	23.01	22.17
		700.5	23.06	22.07
	50% RB mid	714.5	22.12	21.14
		707.5	22.04	21.16
		700.5	22.07	21.19
	100% RB	714.5	22.04	21.08
		707.5	22.02	21.11
		700.5	22.01	21.09
5MHz	1 RB high	713.5	23.02	21.93
		707.5	22.97	22.27
		701.5	22.92	22.01
	1 RB low	713.5	22.89	22.00
		707.5	22.97	22.26
		701.5	22.92	21.99
	50% RB mid	713.5	22.09	21.23
		707.5	22.12	21.29
		701.5	22.12	21.28
	100% RB	713.5	22.00	21.10
		707.5	22.04	21.14
		701.5	22.07	21.19
10MHz	1 RB high	711.0	23.15	21.96



		707.5	23.02	22.18
		704.0	23.04	22.04
	1 RB low	711.0	22.99	22.04
		707.5	23.00	22.14
		704.0	23.03	22.05
	50% RB mid	711.0	22.13	21.20
		707.5	22.12	21.22
		704.0	22.09	21.19
	100% RB	711.0	22.26	21.26
		707.5	22.10	21.15
		704.0	21.97	21.04

Note: Expanded measurement uncertainty is  $U = 0.488$  dB,  $k = 1.96$

LTE band 17

Bandwidth	RB size/offset	Frequency (MHz)	Power(dBm)	
			QPSK	16QAM
5MHz	1 RB high	713.5	22.78	21.91
		710.0	22.72	21.79
		706.5	22.77	21.87
	1 RB low	713.5	22.72	22.04
		710.0	22.71	21.83
		706.5	22.73	21.81
	50% RB mid	713.5	21.88	21.01
		710.0	21.89	21.05
		706.5	21.89	21.08
	100% RB	713.5	21.80	20.89
		710.0	21.88	20.99
		706.5	21.82	20.93
10MHz	1 RB high	711.0	22.86	21.86
		710.0	22.78	21.89
		709.0	22.80	21.76
	1 RB low	711.0	22.78	21.94
		710.0	22.80	21.96
		709.0	22.74	21.80
	50% RB mid	711.0	21.93	21.01
		710.0	21.91	21.00
		709.0	21.93	21.03
	100% RB	711.0	22.04	21.07
		710.0	22.02	21.03
		709.0	22.01	21.01

Note: Expanded measurement uncertainty is  $U = 0.488$  dB,  $k = 1.96$

**LTE band 38**

Bandwidth	RB size/offset	Frequency (MHz)	Power(dBm)	
			QPSK	16QAM
5MHz	1 RB high	2617.5	22.77	22.05
		2595.0	22.82	22.04
		2572.5	22.88	21.86
	1 RB low	2617.5	22.83	22.01
		2595.0	22.84	22.07
		2572.5	22.89	21.86
	50% RB mid	2617.5	22.36	21.31
		2595.0	22.42	21.36
		2572.5	22.21	21.21
	100% RB	2617.5	22.36	21.28
		2595.0	22.37	21.38
		2572.5	22.21	21.31
10MHz	1 RB high	2615.0	23.35	22.42
		2595.0	23.34	22.25
		2575.0	23.45	22.53
	1 RB low	2615.0	23.34	22.38
		2595.0	23.42	22.30
		2575.0	23.49	22.55
	50% RB mid	2615.0	22.35	21.33
		2595.0	22.37	21.33
		2575.0	22.51	21.48
	100% RB	2615.0	22.31	21.30
		2595.0	22.38	21.40
		2575.0	22.47	21.45
15MHz	1 RB high	2612.5	23.23	22.38
		2595.0	23.25	22.16
		2577.5	23.32	22.50
	1 RB low	2612.5	23.28	22.45
		2595.0	23.36	22.25
		2577.5	23.44	22.59
	50% RB mid	2612.5	22.43	21.36
		2595.0	22.44	21.40
		2577.5	22.50	21.44
	100% RB	2612.5	22.41	22.44
		2595.0	22.36	21.33
		2577.5	22.43	21.46
20MHz	1 RB high	2610.0	23.12	22.33

		2595.0	23.08	22.06
		2580.0	23.27	22.47
	1 RB low	2610.0	23.18	22.38
		2595.0	23.15	22.11
		2580.0	23.29	22.47
	50% RB mid	2610.0	22.38	21.38
		2595.0	22.34	21.38
		2580.0	22.42	21.44
	100% RB	2610.0	22.33	21.32
		2595.0	22.38	21.42
		2580.0	22.28	21.33

Note: Expanded measurement uncertainty is  $U = 0.488$  dB,  $k = 1.96$

**LTE band 66**

Bandwidth	RB size/offset	Frequency (MHz)	Power(dBm)	
			QPSK	16QAM
1.4MHz	1 RB high	1779.3	21.91	21.04
		1745.0	21.89	21.05
		1710.7	21.87	20.92
	1 RB low	1779.3	21.92	21.03
		1745.0	21.86	21.06
		1710.7	21.84	20.88
	50% RB mid	1779.3	22.13	21.37
		1745.0	22.04	21.23
		1710.7	22.04	21.18
	100% RB	1779.3	21.03	19.95
		1745.0	20.97	19.84
		1710.7	20.99	19.88
3MHz	1 RB high	1778.5	22.04	21.12
		1745.0	21.95	21.09
		1711.5	21.98	20.96
	1 RB low	1778.5	22.04	21.14
		1745.0	21.93	21.12
		1711.5	21.99	21.02
	50% RB mid	1778.5	21.12	20.25
		1745.0	21.00	20.13
		1711.5	21.01	20.08
	100% RB	1778.5	21.08	20.15
		1745.0	20.97	20.04
		1711.5	20.92	19.97
5MHz	1 RB high	1777.5	21.96	21.13
		1745.0	21.87	21.21
		1712.5	21.90	21.20
	1 RB low	1777.5	21.97	21.11
		1745.0	21.86	21.24
		1712.5	21.89	21.20
	50% RB mid	1777.5	21.16	20.30
		1745.0	21.01	20.18
		1712.5	20.96	20.12
	100% RB	1777.5	21.12	20.23
		1745.0	20.98	20.08
		1712.5	20.91	20.01
10MHz	1 RB high	1775.0	22.09	21.13
		1745.0	21.94	21.13

	1 RB low	1715.0	22.00	21.03	
		1775.0	22.03	21.08	
		1745.0	21.94	21.16	
		1715.0	21.96	20.97	
	50% RB mid	1775.0	21.11	20.22	
		1745.0	21.02	20.14	
		1715.0	20.97	20.06	
	100% RB	1775.0	21.17	20.23	
		1745.0	21.06	20.11	
		1715.0	21.03	20.05	
	15MHz	1 RB high	1772.5	21.94	21.41
			1745.0	21.82	21.01
1717.5			21.87	21.34	
1 RB low		1772.5	21.88	21.29	
		1745.0	21.84	21.05	
		1717.5	21.87	21.24	
50% RB mid		1772.5	21.17	20.20	
		1745.0	21.10	20.12	
		1717.5	21.04	20.06	
100% RB		1772.5	21.27	20.36	
		1745.0	21.16	20.24	
		1717.5	21.11	20.18	
20MHz	1 RB high	1770.0	21.82	21.11	
		1745.0	21.71	20.95	
		1720.0	21.68	21.34	
	1 RB low	1770.0	21.68	20.92	
		1745.0	21.69	20.99	
		1720.0	21.61	21.24	
	50% RB mid	1770.0	21.12	20.16	
		1745.0	21.04	20.08	
		1720.0	20.98	20.00	
	100% RB	1770.0	21.23	20.28	
		1745.0	21.11	20.23	
		1720.0	21.06	20.12	

Note: Expanded measurement uncertainty is  $U = 0.488$  dB,  $k = 1.96$

### A.1.3 Radiated

#### A.1.3.1 Description

This is the test for the maximum radiated power from the EUT.

Rule Part 24.232(b) specifies, "Mobile/portable stations are limited to 2 watts e.i.r.p. Peak power" and 24.232(c) specifies that "Peak transmit power must be measured over any interval of continuous transmission using instrumentation calibrated in terms of an rms-equivalent voltage."

Rule Part 27.50(d) specifies "Fixed, mobile, and portable (handheld) stations operating in the 1710–1755 MHz band are limited to 1 watt EIRP".

Rule Part 27.50(h)(2) specifies "Mobile stations are limited to 2.0 watts EIRP."

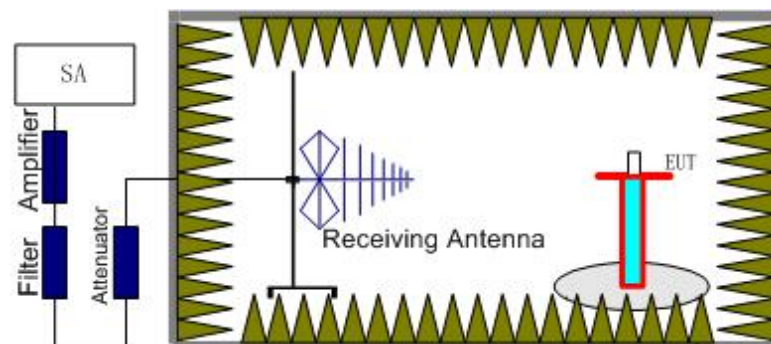
Rule Part 27.50(c) specifies "Portable stations (hand-held de-vices) are limited to 3 watts ERP."

Rule Part 27.50(a)(3) specifies "For mobile and portable stations transmitting in the 2305–2315 MHz band or the 2350–2360 MHz band, the average EIRP must not exceed 50 milliwatts within any 1 megahertz of authorized bandwidth, except that for mobile and portable stations compliant with 3GPP LTE standards or another advanced mobile broadband protocol that avoids concentrating energy at the edge of the operating band the average EIRP must not exceed 250 milliwatts within any 5 megahertz of authorized bandwidth but may exceed 50 milliwatts within any 1 megahertz of authorized bandwidth."

#### A.1.3.2 Method of Measurement

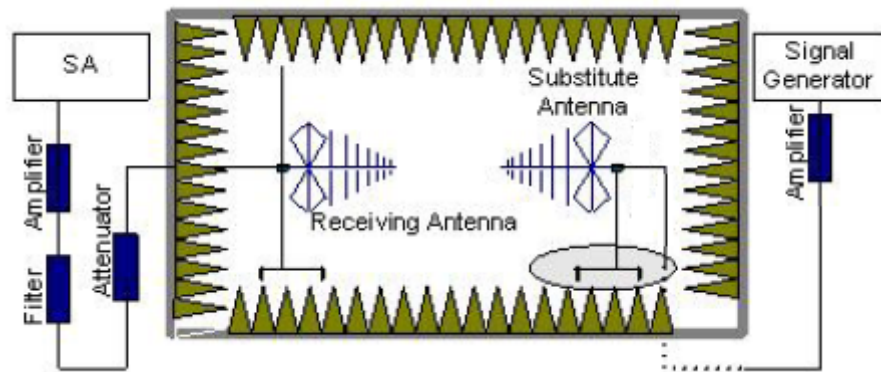
The measurements procedures in TIA-603-E-2016 are used.

1. EUT was placed on a 1.5 meter high non-conductive stand at a 3 meter test distance from the receive antenna. A receiving antenna was placed on the antenna mast 3 meters from the EUT for emission measurements. The height of receiving antenna is 1.5m. The test setup refers to figure below. Detected emissions were maximized at each frequency by rotating the EUT through 360° and adjusting the receiving antenna polarization. The radiated emission measurements of all transmit frequencies in three channels (High, Middle, Low) were measured with peak detector.



2. The EUT is then put into continuously transmitting mode at its maximum power level during the test. And the maximum value of the receiver should be recorded as (Pr).
3. The EUT shall be replaced by a substitution antenna. The test setup refers to figure below.





In the chamber, a substitution antenna for the frequency band of interest is placed at the reference point of the chamber. An RF signal source for the frequency band of interest is connected to the substitution antenna with a cable that has been constructed to not interfere with the radiation pattern of the antenna. A power ( $P_{Mea}$ ) is applied to the input of the substitution antenna. Adjust the level of the signal generator output until the value of the receiver reaches the previously recorded ( $P_r$ ). The power of signal source ( $P_{Mea}$ ) is recorded. The test should be performed by rotating the test item and adjusting the receiving antenna polarization.

4. An amplifier should be connected to the Signal Source output port. And the cable should be connected between the amplifier and the substitution antenna.

The cable loss ( $P_{cl}$ ), the substitution Antenna Gain(dBi) ( $G_a$ ) and the amplifier Gain ( $P_{Ag}$ ) should be recorded after test.

The measurement results are obtained as described below:

$$\text{Power (EIRP)} = P_{Mea} - P_{Ag} - P_{cl} + G_a$$

5. This value is EIRP since the measurement is calibrated using an antenna of known gain (unit dBi) and known input power.
6. ERP can be calculated from EIRP by subtracting the gain of the dipole,  $ERP = EIRP - 2.15\text{dB}$ .

**A.1.3.3 Measurement result**

**LTE Band 2- EIRP 24. 232(b)**

Limits:  $\leq 33\text{dBm}$  (2W)

**LTE Band 2\_1.4MHz\_QPSK**

Frequency(MHz)	P <sub>Mea</sub> (dBm)	P <sub>cl</sub> (dB)+ P <sub>Ag</sub> (dB)	Ga Antenna Gain(dBi)	EIRP(dBm)	Limit(dBm)	Polarization
1850.70	-4.28	-29.40	0.15	25.27	33.00	H
1880.00	-3.98	-29.30	0.25	25.57	33.00	H
1909.30	-4.56	-29.30	0.35	25.10	33.00	H

**LTE Band 2\_3MHz\_QPSK**

Frequency(MHz)	P <sub>Mea</sub> (dBm)	P <sub>cl</sub> (dB)+ P <sub>Ag</sub> (dB)	Ga Antenna Gain(dBi)	EIRP(dBm)	Limit(dBm)	Polarization
1851.50	-4.39	-29.40	0.15	25.16	33.00	H
1880.00	-4.11	-29.30	0.25	25.44	33.00	H
1908.50	-4.63	-29.30	0.35	25.02	33.00	H

**LTE Band 2\_5MHz\_QPSK**

Frequency(MHz)	P <sub>Mea</sub> (dBm)	P <sub>cl</sub> (dB)+ P <sub>Ag</sub> (dB)	Ga Antenna Gain(dBi)	EIRP(dBm)	Limit(dBm)	Polarization
1852.50	-4.58	-29.40	0.15	24.97	33.00	H
1880.00	-4.13	-29.30	0.25	25.42	33.00	H
1907.50	-5.03	-29.30	0.35	24.62	33.00	H

**LTE Band 2\_10MHz\_QPSK**

Frequency(MHz)	P <sub>Mea</sub> (dBm)	P <sub>cl</sub> (dB)+ P <sub>Ag</sub> (dB)	Ga Antenna Gain(dBi)	EIRP(dBm)	Limit(dBm)	Polarization
1855.00	-5.14	-29.40	0.15	24.41	33.00	H
1880.00	-4.97	-29.30	0.25	24.58	33.00	H
1905.00	-5.52	-29.30	0.35	24.13	33.00	H

**LTE Band 2\_15MHz\_QPSK**

Frequency(MHz)	P <sub>Mea</sub> (dBm)	P <sub>cl</sub> (dB)+ P <sub>Ag</sub> (dB)	Ga Antenna Gain(dBi)	EIRP(dBm)	Limit(dBm)	Polarization
1857.50	-5.42	-29.40	0.15	24.13	33.00	H
1880.00	-5.19	-29.30	0.25	24.36	33.00	H
1902.50	-5.74	-29.30	0.35	23.91	33.00	H

**LTE Band 2\_20 MHz\_QPSK**

Frequency(MHz)	P <sub>Mea</sub> (dBm)	P <sub>cl</sub> (dB)+ P <sub>Ag</sub> (dB)	Ga Antenna Gain(dBi)	EIRP(dBm)	Limit(dBm)	Polarization
1860.00	-5.83	-29.40	0.15	23.72	33.00	H
1880.00	-5.43	-29.30	0.25	24.12	33.00	H
1900.00	-5.95	-29.30	0.35	23.71	33.00	H

**LTE Band 2\_1.4MHz\_16QAM**

Frequency(MHz)	P <sub>Mea</sub> (dBm)	P <sub>cl</sub> (dB)+ P <sub>Ag</sub> (dB)	Ga Antenna Gain(dBi)	EIRP(dBm)	Limit(dBm)	Polarization
1850.70	-4.38	-29.40	0.15	25.17	33.00	H
1880.00	-3.94	-29.30	0.25	25.61	33.00	H
1909.30	-4.63	-29.30	0.35	25.02	33.00	H

**LTE Band 2\_3MHz\_16QAM**

Frequency(MHz)	P <sub>Mea</sub> (dBm)	P <sub>cl</sub> (dB)+ P <sub>Ag</sub> (dB)	Ga Antenna Gain(dBi)	EIRP(dBm)	Limit(dBm)	Polarization
1851.50	-4.50	-29.40	0.15	25.05	33.00	H
1880.00	-4.19	-29.30	0.25	25.37	33.00	H
1908.50	-4.86	-29.30	0.35	24.80	33.00	H

**LTE Band 2\_5MHz\_16QAM**

Frequency(MHz)	P <sub>Mea</sub> (dBm)	P <sub>cl</sub> (dB)+ P <sub>Ag</sub> (dB)	Ga Antenna Gain(dBi)	EIRP(dBm)	Limit(dBm)	Polarization
1852.50	-4.64	-29.40	0.15	24.91	33.00	H
<b>1880.00</b>	<b>-3.87</b>	<b>-29.30</b>	<b>0.25</b>	<b>25.68</b>	<b>33.00</b>	<b>H</b>
1907.50	-5.14	-29.30	0.35	24.51	33.00	H

**LTE Band 2\_10MHz\_16QAM**

Frequency(MHz)	P <sub>Mea</sub> (dBm)	P <sub>cl</sub> (dB)+ P <sub>Ag</sub> (dB)	Ga Antenna Gain(dBi)	EIRP(dBm)	Limit(dBm)	Polarization
1855.00	-5.16	-29.40	0.15	24.39	33.00	H
1880.00	-4.26	-29.30	0.25	25.30	33.00	H
1905.00	-5.26	-29.30	0.35	24.40	33.00	H

**LTE Band 2\_15MHz\_16QAM**

Frequency(MHz)	P <sub>Mea</sub> (dBm)	P <sub>cl</sub> (dB)+ P <sub>Ag</sub> (dB)	Ga Antenna Gain(dBi)	EIRP(dBm)	Limit(dBm)	Polarization
1857.50	-5.37	-29.40	0.15	24.18	33.00	H
1880.00	-4.50	-29.30	0.25	25.05	33.00	H
1902.50	-5.49	-29.30	0.35	24.16	33.00	H

**LTE Band 2\_20 MHz\_16QAM**

Frequency(MHz)	P <sub>Mea</sub> (dBm)	P <sub>cl</sub> (dB)+ P <sub>Ag</sub> (dB)	Ga Antenna Gain(dBi)	EIRP(dBm)	Limit(dBm)	Polarization
1860.00	-5.84	-29.40	0.15	23.71	33.00	H
1880.00	-4.83	-29.30	0.25	24.72	33.00	H
1900.00	-5.94	-29.30	0.35	23.71	33.00	H

Peak EIRP (dBm)=P<sub>Mea</sub>(-3.87dBm)-(P<sub>cl</sub>+P<sub>Ag</sub>)(-29.30dB)+G<sub>a</sub>(0.25dB) =25.68dBm

**LTE Band 4- EIRP 27.50(d)**

**Limits:** ≤30dBm (1W)

**LTE Band 4\_1.4MHz\_QPSK**

Frequency(MHz)	P <sub>Mea</sub> (dBm)	P <sub>cl</sub> (dB)+ P <sub>Ag</sub> (dB)	Ga Antenna Gain(dBi)	EIRP(dBm)	Limit(dBm)	Polarization
1710.70	-8.96	-29.60	0.39	21.03	30.00	H
1732.50	-8.21	-29.60	0.27	21.66	30.00	H
1754.30	-8.08	-29.50	0.17	21.59	30.00	H

**LTE Band 4\_3MHz\_QPSK**

Frequency(MHz)	P <sub>Mea</sub> (dBm)	P <sub>cl</sub> (dB)+ P <sub>Ag</sub> (dB)	Ga Antenna Gain(dBi)	EIRP(dBm)	Limit(dBm)	Polarization
1711.50	-9.16	-29.60	0.39	20.83	30.00	H
1732.50	-8.40	-29.60	0.27	21.48	30.00	H
1753.50	-8.28	-29.50	0.17	21.39	30.00	H

**LTE Band 4\_5MHz\_QPSK**

Frequency(MHz)	P <sub>Mea</sub> (dBm)	P <sub>cl</sub> (dB)+ P <sub>Ag</sub> (dB)	Ga Antenna Gain(dBi)	EIRP(dBm)	Limit(dBm)	Polarization
1712.50	-9.28	-29.60	0.39	20.71	30.00	H
1732.50	-8.52	-29.60	0.27	21.35	30.00	H
1752.50	-8.49	-29.50	0.17	21.18	30.00	H

**LTE Band 4\_10MHz\_QPSK**

Frequency(MHz)	P <sub>Mea</sub> (dBm)	P <sub>cl</sub> (dB)+ P <sub>Ag</sub> (dB)	Ga Antenna Gain(dBi)	EIRP(dBm)	Limit(dBm)	Polarization
1715.00	-9.59	-29.60	0.39	20.40	30.00	H
1732.50	-8.68	-29.60	0.27	21.19	30.00	H
1750.50	-8.51	-29.50	0.17	21.16	30.00	H

**LTE Band 4\_15MHz\_QPSK**

Frequency(MHz)	P <sub>Mea</sub> (dBm)	P <sub>cl</sub> (dB)+ P <sub>Ag</sub> (dB)	Ga Antenna Gain(dBi)	EIRP(dBm)	Limit(dBm)	Polarization
1717.50	-9.77	-29.60	0.39	20.22	30.00	H
1732.50	-8.83	-29.60	0.27	21.04	30.00	H
1747.50	-8.78	-29.50	0.17	20.89	30.00	H

**LTE Band 4\_20MHz\_QPSK**

Frequency(MHz)	P <sub>Mea</sub> (dBm)	P <sub>cl</sub> (dB)+ P <sub>Ag</sub> (dB)	Ga Antenna Gain(dBi)	EIRP(dBm)	Limit(dBm)	Polarization
1720.00	-10.16	-29.60	0.39	19.83	30.00	H
1732.50	-9.05	-29.60	0.27	20.82	30.00	H
1745.00	-8.93	-29.50	0.17	20.74	30.00	H

**LTE Band 4\_1.4MHz\_16QAM**

Frequency(MHz)	P <sub>Mea</sub> (dBm)	P <sub>cl</sub> (dB)+ P <sub>Ag</sub> (dB)	Ga Antenna Gain(dBi)	EIRP(dBm)	Limit(dBm)	Polarization
1710.70	-8.86	-29.60	0.39	21.13	30.00	H
<b>1732.50</b>	<b>-7.39</b>	<b>-29.60</b>	<b>0.27</b>	<b>22.48</b>	<b>30.00</b>	<b>H</b>
1754.30	-7.48	-29.50	0.17	22.19	30.00	H

**LTE Band 4\_3MHz\_16QAM**

Frequency(MHz)	P <sub>Mea</sub> (dBm)	P <sub>cl</sub> (dB)+ P <sub>Ag</sub> (dB)	Ga Antenna Gain(dBi)	EIRP(dBm)	Limit(dBm)	Polarization
1711.50	-9.10	-29.60	0.39	20.89	30.00	H
1732.50	-7.75	-29.60	0.27	22.12	30.00	H
1753.50	-7.71	-29.50	0.17	21.96	30.00	H

**LTE Band 4\_5MHz\_16QAM**

Frequency(MHz)	P <sub>Mea</sub> (dBm)	P <sub>cl</sub> (dB)+ P <sub>Ag</sub> (dB)	Ga Antenna Gain(dBi)	EIRP(dBm)	Limit(dBm)	Polarization
1712.50	-9.21	-29.60	0.39	20.78	30.00	H
1732.50	-8.03	-29.60	0.27	21.84	30.00	H
1752.50	-7.92	-29.50	0.17	21.75	30.00	H

**LTE Band 4\_10MHz\_16QAM**

Frequency(MHz)	P <sub>Mea</sub> (dBm)	P <sub>cl</sub> (dB)+ P <sub>Ag</sub> (dB)	Ga Antenna Gain(dBi)	EIRP(dBm)	Limit(dBm)	Polarization
1715.00	-9.40	-29.60	0.39	20.59	30.00	H
1732.50	-8.24	-29.60	0.27	21.63	30.00	H
1750.50	-8.19	-29.50	0.17	21.48	30.00	H

**LTE Band 4\_15MHz\_16QAM**

Frequency(MHz)	P <sub>Mea</sub> (dBm)	P <sub>cl</sub> (dB)+ P <sub>Ag</sub> (dB)	Ga Antenna Gain(dBi)	EIRP(dBm)	Limit(dBm)	Polarization
1717.50	-9.60	-29.60	0.39	20.39	30.00	H
1732.50	-8.48	-29.60	0.27	21.40	30.00	H
1747.50	-8.51	-29.50	0.17	21.16	30.00	H

**LTE Band 4\_20MHz\_16QAM**

Frequency(MHz)	P <sub>Mea</sub> (dBm)	P <sub>cl</sub> (dB)+ P <sub>Ag</sub> (dB)	Ga Antenna Gain(dBi)	EIRP(dBm)	Limit(dBm)	Polarization
1720.00	-9.83	-29.60	0.39	20.16	30.00	H
1732.50	-8.76	-29.60	0.27	21.11	30.00	H
1745.00	-8.63	-29.50	0.17	21.04	30.00	H

Peak EIRP (dBm)=P<sub>Mea</sub>(-7.39dBm)-(P<sub>cl</sub>+P<sub>Ag</sub>)(-29.60dB)+G<sub>a</sub>(0.27dB) =22.48dBm

**LTE Band 5- ERP 22.913(a)**

**Limits:** ≤38.45dBm (7W)

**LTE Band 5\_1.4MHz\_QPSK**

Frequency(MHz)	P <sub>Mea</sub> (dBm)	P <sub>cl</sub> (dB)+ P <sub>Ag</sub> (dB)	Ga Antenna Gain(dBi)	Correction (dB)	ERP(dBm)	Limit(dBm)	Polarization
824.70	-10.78	-33.60	0.28	2.15	20.95	38.45	H
836.50	-9.44	-33.50	0.25	2.15	22.16	38.45	H
848.30	-9.46	-33.50	0.21	2.15	22.10	38.45	H

**LTE Band 5\_3MHz\_QPSK**

Frequency(MHz)	P <sub>Mea</sub> (dBm)	P <sub>cl</sub> (dB)+ P <sub>Ag</sub> (dB)	Ga Antenna Gain(dBi)	Correction (dB)	ERP(dBm)	Limit(dBm)	Polarization
825.50	-10.89	-33.60	0.28	2.15	20.84	38.45	H
836.50	-9.59	-33.50	0.25	2.15	22.01	38.45	H
847.50	-9.66	-33.50	0.21	2.15	21.90	38.45	H

**LTE Band 5\_5MHz\_QPSK**

Frequency(MHz)	P <sub>Mea</sub> (dBm)	P <sub>cl</sub> (dB)+ P <sub>Ag</sub> (dB)	Ga Antenna Gain(dBi)	Correction (dB)	ERP(dBm)	Limit(dBm)	Polarization
826.50	-11.06	-33.60	0.28	2.15	20.67	38.45	H
836.50	-9.64	-33.50	0.25	2.15	21.96	38.45	H
846.50	-9.77	-33.50	0.21	2.15	21.79	38.45	H

**LTE Band 5\_10MHz\_QPSK**

Frequency(MHz)	P <sub>Mea</sub> (dBm)	P <sub>cl</sub> (dB)+ P <sub>Ag</sub> (dB)	Ga Antenna Gain(dBi)	Correction (dB)	ERP(dBm)	Limit(dBm)	Polarization
829.00	-11.16	-33.60	0.28	2.15	20.57	38.45	H
836.50	-9.92	-33.50	0.25	2.15	21.68	38.45	H
844.00	-10.04	-33.50	0.21	2.15	21.52	38.45	H

**LTE Band 5\_1.4MHz\_16QAM**

Frequency(MHz)	P <sub>Mea</sub> (dBm)	P <sub>cl</sub> (dB)+ P <sub>Ag</sub> (dB)	Ga Antenna Gain(dBi)	Correction (dB)	ERP(dBm)	Limit(dBm)	Polarization
824.70	-10.01	-33.60	0.28	2.15	21.72	38.45	H
<b>836.50</b>	<b>-8.98</b>	<b>-33.50</b>	<b>0.25</b>	<b>2.15</b>	<b>22.62</b>	<b>38.45</b>	<b>H</b>
848.30	-9.03	-33.50	0.21	2.15	22.54	38.45	H

**LTE Band 5\_3MHz\_16QAM**

Frequency(MHz)	P <sub>Mea</sub> (dBm)	P <sub>cl</sub> (dB)+ P <sub>Ag</sub> (dB)	Ga Antenna Gain(dBi)	Correction (dB)	ERP(dBm)	Limit(dBm)	Polarization
825.50	-10.19	-33.60	0.28	2.15	21.54	38.45	H
836.50	-9.36	-33.50	0.25	2.15	22.25	38.45	H
847.50	-9.41	-33.50	0.21	2.15	22.15	38.45	H

**LTE Band 5\_5MHz\_16QAM**

Frequency(MHz)	P <sub>Mea</sub> (dBm)	P <sub>cl</sub> (dB)+ P <sub>Ag</sub> (dB)	Ga Antenna Gain(dBi)	Correction (dB)	ERP(dBm)	Limit(dBm)	Polarization
826.50	-10.10	-33.60	0.28	2.15	21.63	38.45	H
836.50	-9.54	-33.50	0.25	2.15	22.06	38.45	H
846.50	-9.57	-33.50	0.21	2.15	21.99	38.45	H

**LTE Band 5\_10MHz\_16QAM**

Frequency(MHz)	P <sub>Mea</sub> (dBm)	P <sub>cl</sub> (dB)+ P <sub>Ag</sub> (dB)	Ga Antenna Gain(dBi)	Correction (dB)	ERP(dBm)	Limit(dBm)	Polarization
829.00	-10.38	-33.60	0.28	2.15	21.35	38.45	H
836.50	-9.70	-33.50	0.25	2.15	21.90	38.45	H
844.00	-9.69	-33.50	0.21	2.15	21.87	38.45	H

Peak ERP (dBm)=P<sub>Mea</sub>(-8.98dBm)-(P<sub>cl</sub>+P<sub>Ag</sub>)(-33.50dB)+G<sub>a</sub>(0.25dB) -2.15dB =22.25dBm

**LTE Band 7- EIRP 27.50(h)(2)**

**Limits:** ≤33 dBm (2W)

**LTE Band 7\_5MHz\_QPSK**

Frequency(MHz)	P <sub>Mea</sub> (dBm)	P <sub>ci</sub> (dB)+ P <sub>Ag</sub> (dB)	G <sub>a</sub> Antenna Gain(dBi)	EIRP(dBm)	Limit(dBm)	Polarization
2502.50	-7.36	-28.70	0.59	21.93	33.00	H
2535.00	-6.66	-28.60	0.45	22.40	33.00	H
2567.50	-5.65	-28.60	0.38	23.34	33.00	H

**LTE Band 7\_10MHz\_QPSK**

Frequency(MHz)	P <sub>Mea</sub> (dBm)	P <sub>ci</sub> (dB)+ P <sub>Ag</sub> (dB)	G <sub>a</sub> Antenna Gain(dBi)	EIRP(dBm)	Limit(dBm)	Polarization
2505.00	-7.58	-28.70	0.59	21.71	33.00	H
2535.00	-6.93	-28.60	0.45	22.12	33.00	H
2565.00	-5.96	-28.60	0.38	23.02	33.00	H

**LTE Band 7\_15MHz\_QPSK**

Frequency(MHz)	P <sub>Mea</sub> (dBm)	P <sub>ci</sub> (dB)+ P <sub>Ag</sub> (dB)	G <sub>a</sub> Antenna Gain(dB)	EIRP(dBm)	Limit(dBm)	Polarization
2507.50	-7.73	-28.70	0.59	21.56	33.00	H
2535.00	-7.14	-28.60	0.45	21.91	33.00	H
2562.50	-6.23	-28.60	0.38	22.75	33.00	H

**LTE Band 7\_20MHz\_QPSK**

Frequency(MHz)	P <sub>Mea</sub> (dBm)	P <sub>ci</sub> (dB)+ P <sub>Ag</sub> (dB)	G <sub>a</sub> Antenna Gain(dBi)	EIRP(dBm)	Limit(dBm)	Polarization
2510.00	-7.91	-28.70	0.59	21.38	33.00	H
2535.00	-7.48	-28.60	0.45	21.57	33.00	H
2560.00	-6.62	-28.60	0.38	22.36	33.00	H



**LTE Band 7\_5MHz\_16QAM**

Frequency(MHz)	P <sub>Mea</sub> (dBm)	P <sub>cl</sub> (dB)+ P <sub>Ag</sub> (dB)	G <sub>a</sub> Antenna Gain(dBi)	EIRP(dBm)	Limit(dBm)	Polarization
2502.50	-7.39	-28.70	0.59	21.90	33.00	H
2535.00	-6.24	-28.60	0.45	22.81	33.00	H
<b>2567.50</b>	<b>-5.25</b>	<b>-28.60</b>	<b>0.38</b>	<b>23.74</b>	<b>33.00</b>	<b>H</b>

**LTE Band 7\_10MHz\_16QAM**

Frequency(MHz)	P <sub>Mea</sub> (dBm)	P <sub>cl</sub> (dB)+ P <sub>Ag</sub> (dB)	G <sub>a</sub> Antenna Gain(dBi)	EIRP(dBm)	Limit(dBm)	Polarization
2505.00	-7.68	-28.70	0.59	21.61	33.00	H
2535.00	-6.64	-28.60	0.45	22.42	33.00	H
2565.00	-5.69	-28.60	0.38	23.30	33.00	H

**LTE Band 7\_15MHz\_16QAM**

Frequency(MHz)	P <sub>Mea</sub> (dBm)	P <sub>cl</sub> (dB)+ P <sub>Ag</sub> (dB)	G <sub>a</sub> Antenna Gain(dBi)	EIRP(dBm)	Limit(dBm)	Polarization
2507.50	-7.91	-28.70	0.59	21.39	33.00	H
2535.00	-7.00	-28.60	0.45	22.05	33.00	H
2562.50	-5.93	-28.60	0.38	23.05	33.00	H

**LTE Band 7\_20MHz\_16QAM**

Frequency(MHz)	P <sub>Mea</sub> (dBm)	P <sub>cl</sub> (dB)+ P <sub>Ag</sub> (dB)	G <sub>a</sub> Antenna Gain(dBi)	EIRP(dBm)	Limit(dBm)	Polarization
2510.00	-8.12	-28.70	0.59	21.17	33.00	H
2535.00	-7.12	-28.60	0.45	21.93	33.00	H
2560.00	-6.07	-28.60	0.38	22.91	33.00	H

Peak EIRP (dBm)=P<sub>Mea</sub>(-5.25dBm)- (P<sub>cl</sub>+P<sub>Ag</sub>) (-28.60dB)+G<sub>a</sub>(0.38dB) =23.74dBm

**LTE Band 12 - ERP 27.50(c)(10)**

**Limits:** ≤34.77dBm (3W)

**LTE Band 12\_1.4MHz\_QPSK**

Frequency(MHz)	P <sub>Mea</sub> (dBm)	P <sub>ci</sub> (dB)+ P <sub>Ag</sub> (dB)	Ga Antenna Gain(dBi)	Correction (dB)	ERP(dBm)	Limit(dBm)	Polarization
699.70	-22.16	-34.80	1.02	2.15	11.51	34.77	V
707.50	-22.82	-34.70	1.14	2.15	10.87	34.77	V
715.30	-22.51	-34.70	1.10	2.15	11.14	34.77	V

**LTE Band 12\_3MHz\_QPSK**

Frequency(MHz)	P <sub>Mea</sub> (dBm)	P <sub>ci</sub> (dB)+ P <sub>Ag</sub> (dB)	Ga Antenna Gain(dBi)	Correction (dB)	ERP(dBm)	Limit(dBm)	Polarization
700.50	-21.35	-34.80	1.02	2.15	12.32	34.77	V
707.50	-22.08	-34.70	1.14	2.15	11.61	34.77	V
714.50	-21.16	-34.70	1.10	2.15	12.49	34.77	V

**LTE Band 12\_5MHz\_QPSK**

Frequency(MHz)	P <sub>Mea</sub> (dBm)	P <sub>ci</sub> (dB)+ P <sub>Ag</sub> (dB)	Ga Antenna Gain(dBi)	Correction (dB)	ERP(dBm)	Limit(dBm)	Polarization
701.50	-20.91	-34.80	1.02	2.15	12.76	34.77	V
707.50	-20.61	-34.70	1.14	2.15	13.08	34.77	V
<b>713.50</b>	<b>-20.33</b>	<b>-34.70</b>	<b>1.10</b>	<b>2.15</b>	<b>13.32</b>	<b>34.77</b>	<b>V</b>

**LTE Band 12\_10MHz\_QPSK**

Frequency(MHz)	P <sub>Mea</sub> (dBm)	P <sub>ci</sub> (dB)+ P <sub>Ag</sub> (dB)	Ga Antenna Gain(dBi)	Correction (dB)	ERP(dBm)	Limit(dBm)	Polarization
704.00	-21.07	-34.80	1.02	2.15	12.60	34.77	V
<b>707.50</b>	<b>-20.37</b>	<b>-34.70</b>	<b>1.14</b>	<b>2.15</b>	<b>13.32</b>	<b>34.77</b>	<b>V</b>
711.00	-21.19	-34.70	1.10	2.15	12.46	34.77	V

**LTE Band 12\_1.4MHz\_16QAM**

Frequency(MHz)	P <sub>Mea</sub> (dBm)	P <sub>cl</sub> (dB)+ P <sub>Ag</sub> (dB)	Ga Antenna Gain(dBi)	Correction (dB)	ERP(dBm)	Limit(dBm)	Polarization
699.70	-22.72	-34.80	1.02	2.15	10.95	34.77	V
707.50	-22.67	-34.70	1.14	2.15	11.02	34.77	V
715.30	-21.79	-34.70	1.10	2.15	11.86	34.77	V

**LTE Band 12\_3MHz\_16QAM**

Frequency(MHz)	P <sub>Mea</sub> (dBm)	P <sub>cl</sub> (dB)+ P <sub>Ag</sub> (dB)	Ga Antenna Gain(dBi)	Correction (dB)	ERP(dBm)	Limit(dBm)	Polarization
700.50	-22.08	-34.80	1.02	2.15	11.59	34.77	V
707.50	-22.01	-34.70	1.14	2.15	11.68	34.77	V
714.50	-21.87	-34.70	1.10	2.15	11.78	34.77	V

**LTE Band 12\_5MHz\_16QAM**

Frequency(MHz)	P <sub>Mea</sub> (dBm)	P <sub>cl</sub> (dB)+ P <sub>Ag</sub> (dB)	Ga Antenna Gain(dBi)	Correction (dB)	ERP(dBm)	Limit(dBm)	Polarization
701.50	-22.53	-34.80	1.02	2.15	11.14	34.77	V
707.50	-21.87	-34.70	1.14	2.15	11.82	34.77	V
713.50	-21.57	-34.70	1.10	2.15	12.08	34.77	V

**LTE Band 12\_10MHz\_16QAM**

Frequency(MHz)	P <sub>Mea</sub> (dBm)	P <sub>cl</sub> (dB)+ P <sub>Ag</sub> (dB)	Ga Antenna Gain(dBi)	Correction (dB)	ERP(dBm)	Limit(dBm)	Polarization
704.00	-22.49	-34.80	1.02	2.15	11.18	34.77	V
707.50	-22.11	-34.70	1.14	2.15	11.58	34.77	V
711.00	-22.46	-34.70	1.10	2.15	11.19	34.77	V

Peak ERP (dBm)=P<sub>Mea</sub>(-20.33dBm)-(P<sub>cl</sub>+P<sub>Ag</sub>)(-34.70dB)+G<sub>a</sub>(1.10dB) -2.15dB =13.32dBm

Peak ERP (dBm)=P<sub>Mea</sub>(-20.37dBm)-(P<sub>cl</sub>+P<sub>Ag</sub>)(-34.70dB)+G<sub>a</sub>(1.14dB) -2.15dB =13.32dBm

**LTE Band 17- ERP 27.50(c)(10)**

**Limits:** ≤34.77dBm (3W)

**LTE Band 17\_5MHz\_QPSK**

Frequency(MHz)	P <sub>Mea</sub> (dBm)	P <sub>cl</sub> (dB)+ P <sub>Ag</sub> (dB)	G <sub>a</sub> Antenna Gain(dB)	Correction (dB)	ERP(dBm)	Limit(dBm)	Polarization
<b>706.50</b>	<b>-18.35</b>	<b>-34.00</b>	<b>0.28</b>	<b>2.15</b>	<b>13.78</b>	<b>34.77</b>	<b>V</b>
710.00	-18.40	-34.00	0.25	2.15	13.70	34.77	V
713.50	-18.90	-34.10	0.26	2.15	13.31	34.77	V

**LTE Band 17\_10MHz\_QPSK**

Frequency(MHz)	P <sub>Mea</sub> (dBm)	P <sub>cl</sub> (dB)+ P <sub>Ag</sub> (dB)	G <sub>a</sub> Antenna Gain(dB)	Correction (dB)	ERP(dBm)	Limit(dBm)	Polarization
709.00	-19.90	-34.00	0.28	2.15	12.23	34.77	V
710.00	-18.63	-34.00	0.25	2.15	13.47	34.77	V
711.00	-19.90	-34.00	0.26	2.15	12.21	34.77	V

**LTE Band 17\_5MHz\_16QAM**

Frequency(MHz)	P <sub>Mea</sub> (dBm)	P <sub>cl</sub> (dB)+ P <sub>Ag</sub> (dB)	G <sub>a</sub> Antenna Gain(dB)	Correction (dB)	ERP(dBm)	Limit(dBm)	Polarization
706.50	-19.91	-34.00	0.28	2.15	12.22	34.77	V
710.00	-20.51	-34.00	0.25	2.15	11.59	34.77	V
713.50	-19.81	-34.10	0.26	2.15	12.40	34.77	V

**LTE Band 17\_10MHz\_16QAM**

Frequency(MHz)	P <sub>Mea</sub> (dBm)	P <sub>cl</sub> (dB)+ P <sub>Ag</sub> (dB)	G <sub>a</sub> Antenna Gain(dB)	Correction (dB)	ERP(dBm)	Limit(dBm)	Polarization
709.00	-20.69	-34.00	0.28	2.15	11.44	34.77	V
710.00	-20.76	-34.00	0.25	2.15	11.34	34.77	V
711.00	-20.75	-34.00	0.26	2.15	11.36	34.77	V

Peak ERP (dBm)=P<sub>Mea</sub>(-18.35dBm)-(P<sub>cl</sub>+P<sub>Ag</sub>)(-34.00dB)+G<sub>a</sub>(0.28dB) -2.15dB =13.78dBm

**LTE Band 38- EIRP 27.50(h)(2)**

**Limits:** ≤33dBm (2W)

**LTE Band 38\_5MHz\_QPSK**

Frequency(MHz)	P <sub>Mea</sub> (dBm)	P <sub>ci</sub> (dB)+ P <sub>Ag</sub> (dB)	G <sub>a</sub> Antenna Gain(dB)	EIRP(dBm)	Limit(dBm)	Polarization
2572.50	-4.73	-28.60	0.38	24.25	33.00	H
2595.00	-5.25	-28.60	0.31	23.66	33.00	H
2617.50	-5.55	-28.60	0.30	23.35	33.00	H

**LTE Band 38\_10MHz\_QPSK**

Frequency(MHz)	P <sub>Mea</sub> (dBm)	P <sub>ci</sub> (dB)+ P <sub>Ag</sub> (dB)	G <sub>a</sub> Antenna Gain(dB)	EIRP(dBm)	Limit(dBm)	Polarization
2575.00	-4.85	-28.60	0.38	24.13	33.00	H
2595.00	-5.53	-28.60	0.31	23.39	33.00	H
2615.00	-5.73	-28.60	0.30	23.17	33.00	H

**LTE Band 38\_15MHz\_QPSK**

Frequency(MHz)	P <sub>Mea</sub> (dBm)	P <sub>ci</sub> (dB)+ P <sub>Ag</sub> (dB)	G <sub>a</sub> Antenna Gain(dB)	EIRP(dBm)	Limit(dBm)	Polarization
2577.50	-5.15	-28.60	0.38	23.83	33.00	H
2595.00	-5.77	-28.60	0.31	23.14	33.00	H
2612.50	-5.96	-28.60	0.30	22.94	33.00	H

**LTE Band 38\_20 MHz\_QPSK**

Frequency(MHz)	P <sub>Mea</sub> (dBm)	P <sub>ci</sub> (dB)+ P <sub>Ag</sub> (dB)	G <sub>a</sub> Antenna Gain(dB)	EIRP(dBm)	Limit(dBm)	Polarization
2580.00	-5.27	-28.60	0.38	23.71	33.00	H
2595.00	-5.88	-28.60	0.31	23.03	33.00	H
2610.00	-6.08	-28.60	0.30	22.82	33.00	H

**LTE Band 38\_5MHz\_16QAM**

Frequency(MHz)	P <sub>Mea</sub> (dBm)	P <sub>cl</sub> (dB)+ P <sub>Ag</sub> (dB)	G <sub>a</sub> Antenna Gain(dB)	EIRP(dBm)	Limit(dBm)	Polarization
<b>2572.50</b>	<b>-4.46</b>	<b>-28.60</b>	<b>0.38</b>	<b>24.52</b>	<b>33.00</b>	<b>H</b>
2595.00	-5.31	-28.60	0.31	23.61	33.00	H
2617.50	-5.56	-28.60	0.30	23.34	33.00	H

**LTE Band 38\_10MHz\_16QAM**

Frequency(MHz)	P <sub>Mea</sub> (dBm)	P <sub>cl</sub> (dB)+ P <sub>Ag</sub> (dB)	G <sub>a</sub> Antenna Gain(dB)	EIRP(dBm)	Limit(dBm)	Polarization
2575.00	-4.79	-28.60	0.38	24.19	33.00	H
2595.00	-5.52	-28.60	0.31	23.40	33.00	H
2615.00	-5.79	-28.60	0.30	23.11	33.00	H

**LTE Band 38\_15MHz\_16QAM**

Frequency(MHz)	P <sub>Mea</sub> (dBm)	P <sub>cl</sub> (dB)+ P <sub>Ag</sub> (dB)	G <sub>a</sub> Antenna Gain(dB)	EIRP(dBm)	Limit(dBm)	Polarization
2577.50	-4.96	-28.60	0.38	24.02	33.00	H
2595.00	-5.74	-28.60	0.31	23.17	33.00	H
2612.50	-5.86	-28.60	0.30	23.04	33.00	H

**LTE Band 38\_20 MHz\_16QAM**

Frequency(MHz)	P <sub>Mea</sub> (dBm)	P <sub>cl</sub> (dB)+ P <sub>Ag</sub> (dB)	G <sub>a</sub> Antenna Gain(dB)	EIRP(dBm)	Limit(dBm)	Polarization
2580.00	-5.26	-28.60	0.38	23.72	33.00	H
2595.00	-5.87	-28.60	0.31	23.04	33.00	H
2610.00	-6.08	-28.60	0.30	22.83	33.00	H

Peak EIRP (dBm)=P<sub>Mea</sub>(-4.46dBm)-(P<sub>cl</sub>+P<sub>Ag</sub>)(-28.60dB)+G<sub>a</sub>(0.38dB) =24.52dBm

**LTE Band 66- EIRP 27.50(d)**

**Limits:** ≤30dBm (1W)

**LTE Band 66\_1.4MHz\_QPSK**

Frequency(MHz)	P <sub>Mea</sub> (dBm)	P <sub>cl</sub> (dB)+ P <sub>Ag</sub> (dB)	Ga Antenna Gain(dBi)	EIRP(dBm)	Limit(dBm)	Polarization
1710.70	-9.52	-29.60	0.38	20.46	30.00	H
1745.00	-8.37	-29.50	0.31	21.44	30.00	H
1779.30	-8.90	-29.50	0.30	20.90	30.00	H

**LTE Band 66\_3MHz\_QPSK**

Frequency(MHz)	P <sub>Mea</sub> (dBm)	P <sub>cl</sub> (dB)+ P <sub>Ag</sub> (dB)	Ga Antenna Gain(dBi)	EIRP(dBm)	Limit(dBm)	Polarization
1711.50	-9.71	-29.60	0.38	20.27	30.00	H
1745.00	-8.64	-29.50	0.31	21.18	30.00	H
1778.50	-9.09	-29.50	0.30	20.71	30.00	H

**LTE Band 66\_5MHz\_QPSK**

Frequency(MHz)	P <sub>Mea</sub> (dBm)	P <sub>cl</sub> (dB)+ P <sub>Ag</sub> (dB)	Ga Antenna Gain(dBi)	EIRP(dBm)	Limit(dBm)	Polarization
1712.50	-9.84	-29.60	0.38	20.14	30.00	H
1745.00	-8.78	-29.50	0.31	21.03	30.00	H
1777.50	-9.29	-29.50	0.30	20.51	30.00	H

**LTE Band 66\_10MHz\_QPSK**

Frequency(MHz)	P <sub>Mea</sub> (dBm)	P <sub>cl</sub> (dB)+ P <sub>Ag</sub> (dB)	Ga Antenna Gain(dBi)	EIRP(dBm)	Limit(dBm)	Polarization
1715.00	-10.07	-29.60	0.38	19.91	30.00	H
1745.00	-9.01	-29.50	0.31	20.80	30.00	H
1775.00	-9.55	-29.50	0.30	20.25	30.00	H

**LTE Band 66\_15MHz\_QPSK**

Frequency(MHz)	P <sub>Mea</sub> (dBm)	P <sub>cl</sub> (dB)+ P <sub>Ag</sub> (dB)	Ga Antenna Gain(dBi)	EIRP(dBm)	Limit(dBm)	Polarization
1717.50	-10.27	-29.60	0.38	19.71	30.00	H
1745.00	-9.20	-29.50	0.31	20.61	30.00	H
1772.53	-9.81	-29.50	0.30	19.99	30.00	H

**LTE Band 66\_20MHz\_QPSK**

Frequency(MHz)	P <sub>Mea</sub> (dBm)	P <sub>cl</sub> (dB)+ P <sub>Ag</sub> (dB)	Ga Antenna Gain(dBi)	EIRP(dBm)	Limit(dBm)	Polarization
1720.00	-10.59	-29.60	0.38	19.39	30.00	H
1745.00	-9.51	-29.50	0.31	20.30	30.00	H
1770.00	-9.96	-29.50	0.30	19.84	30.00	H

**LTE Band 66\_1.4MHz\_16QAM**

Frequency(MHz)	P <sub>Mea</sub> (dBm)	P <sub>cl</sub> (dB)+ P <sub>Ag</sub> (dB)	Ga Antenna Gain(dBi)	EIRP(dBm)	Limit(dBm)	Polarization
1710.70	-8.91	-29.60	0.38	21.07	30.00	H
<b>1745.00</b>	<b>-6.91</b>	<b>-29.50</b>	<b>0.31</b>	<b>22.90</b>	<b>30.00</b>	<b>H</b>
1779.30	-8.02	-29.50	0.30	21.78	30.00	H

**LTE Band 66\_3MHz\_16QAM**

Frequency(MHz)	P <sub>Mea</sub> (dBm)	P <sub>cl</sub> (dB)+ P <sub>Ag</sub> (dB)	Ga Antenna Gain(dBi)	EIRP(dBm)	Limit(dBm)	Polarization
1711.50	-9.20	-29.60	0.38	20.78	30.00	H
1745.00	-7.15	-29.50	0.31	22.66	30.00	H
1778.50	-8.23	-29.50	0.30	21.57	30.00	H

**LTE Band 66\_5MHz\_16QAM**

Frequency(MHz)	P <sub>Mea</sub> (dBm)	P <sub>cl</sub> (dB)+ P <sub>Ag</sub> (dB)	Ga Antenna Gain(dBi)	EIRP(dBm)	Limit(dBm)	Polarization
1712.50	-9.39	-29.60	0.38	20.59	30.00	H
1745.00	-7.42	-29.50	0.31	22.39	30.00	H
1777.50	-8.51	-29.50	0.30	21.29	30.00	H

**LTE Band 66\_10MHz\_16QAM**

Frequency(MHz)	P <sub>Mea</sub> (dBm)	P <sub>cl</sub> (dB)+ P <sub>Ag</sub> (dB)	Ga Antenna Gain(dBi)	EIRP(dBm)	Limit(dBm)	Polarization
1715.00	-9.38	-29.60	0.38	20.60	30.00	H
1745.00	-7.66	-29.50	0.31	22.15	30.00	H
1775.00	-8.62	-29.50	0.30	21.18	30.00	H

**LTE Band 66\_15MHz\_16QAM**

Frequency(MHz)	P <sub>Mea</sub> (dBm)	P <sub>cl</sub> (dB)+ P <sub>Ag</sub> (dB)	Ga Antenna Gain(dBi)	EIRP(dBm)	Limit(dBm)	Polarization
1717.50	-9.72	-29.60	0.38	20.26	30.00	H
1745.00	-7.90	-29.50	0.31	21.91	30.00	H
1772.53	-8.80	-29.50	0.30	21.00	30.00	H

**LTE Band 66\_20MHz\_16QAM**

Frequency(MHz)	P <sub>Mea</sub> (dBm)	P <sub>cl</sub> (dB)+ P <sub>Ag</sub> (dB)	Ga Antenna Gain(dBi)	EIRP(dBm)	Limit(dBm)	Polarization
1720.00	-9.98	-29.60	0.38	20.00	30.00	H
1745.00	-8.21	-29.50	0.31	21.60	30.00	H
1770.00	-9.09	-29.50	0.30	20.71	30.00	H

Peak EIRP (dBm)=P<sub>Mea</sub>(-6.91dBm)-(P<sub>cl</sub>+P<sub>Ag</sub>)(-29.50dB)+G<sub>a</sub>(0.31dB) =22.90dBm

**ANALYZER SETTINGS:**

RBW = VBW = 8MHz for occupied bandwidths equal to or less than 5MHz.

RBW = VBW = 20MHz for occupied bandwidths equal to or greater than 10MHz.

Note: The maximum value of expanded measurement uncertainty for this test item is U =

2.72dB(30MHz-3GHz)/3.58dB(3GHz-18GHz)/4.02dB(18GHz-40GHz), k = 2



## A.2 FIELD STRENGTH OF SPURIOUS RADIATION

### Reference

FCC: CFR 2.1053, 22.917, 24.238, 27.53

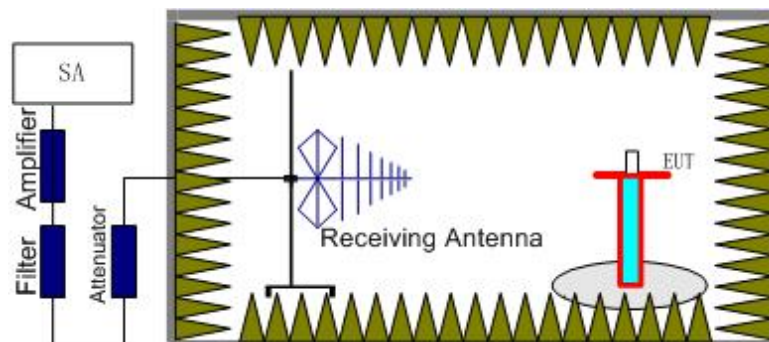
### A.2.1 Measurement Method

The measurements procedures in TIA-603-E-2016 are used. This measurement is carried out in fully-anechoic chamber FAC-3.

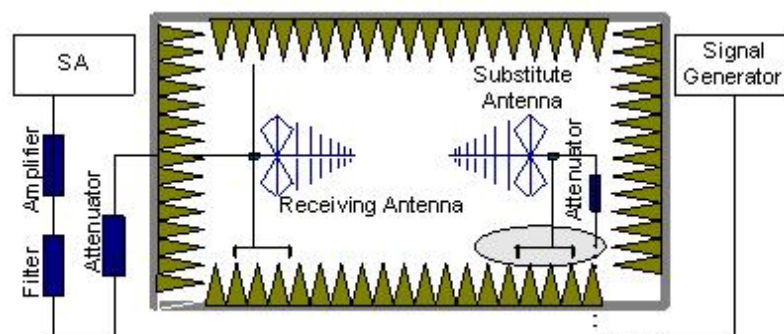
The spectrum was scanned from 30 MHz to the 10th harmonic of the highest frequency generated within the equipment, which is the transmitted carrier. The resolution bandwidth is set 1MHz as outlined in Part 22.917, 24.238, Part 27.53(h). The spectrum was scanned with the mobile station transmitting at carrier frequencies that pertain to low, mid and high channels of the LTE Bands 2, 4, 5,7,12,17,38,66

### The procedure of radiated spurious emissions is as follows:

1. EUT was placed on a 1.5 meter high non-conductive stand at a 3 meter test distance from the receive antenna. A receiving antenna was placed on the antenna mast 3 meters from the EUT for emission measurements. The height of receiving antenna is 1.5m. The test setup refers to figure below. Detected emissions were maximized at each frequency by rotating the EUT through 360° and adjusting the receiving antenna polarization. The radiated emission measurements of all non-harmonic and harmonics of the transmit frequency through the 10th harmonic were measured with peak detector.



2. The EUT is then put into continuously transmitting mode at its maximum power level during the test. And the maximum value of the receiver should be recorded as (Pr).
3. The EUT shall be replaced by a substitution antenna. The test setup refers to figure below.



In the chamber, an substitution antenna for the frequency band of interest is placed at the

reference point of the chamber. An RF Signal source for the frequency band of interest is connected to the substitution antenna with a cable that has been constructed to not interfere with the radiation pattern of the antenna. A power ( $P_{Mea}$ ) is applied to the input of the substitution antenna. Adjust the level of the signal generator output until the value of the receiver reaches the previously recorded ( $P_r$ ). The power of signal source ( $P_{Mea}$ ) is recorded. The test should be performed by rotating the test item and adjusting the receiving antenna polarization.

4. The Path loss ( $P_{pl}$ ) between the Signal Source with the Substitution Antenna and the Substitution Antenna Gain(dBi) ( $G_a$ ) should be recorded after test.

An amplifier should be connected in for the test.

The Path loss ( $P_{pl}$ ) is the summation of the cable loss and the gain of the amplifier.

The measurement results are obtained as described below:

$$\text{Power (EIRP)} = P_{Mea} - P_{pl} + G_a$$

5. This value is EIRP since the measurement is calibrated using an antenna of known gain (unit: dBi) and known input power.
6. ERP can be calculated from EIRP by subtracting the gain of the dipole,  $ERP = EIRP - 2.15\text{dB}$ .

#### **A.2.2 Measurement Results**

Radiated emissions measurements were made only at the upper, middle, and lower carrier frequencies of the LTE Bands 2, 4, 5,7,12,17,38,66. It was decided that measurements at these three carrier frequencies would be sufficient to demonstrate compliance with emissions limits because it was seen that all the significant spurs occur well outside the band and no radiation was seen from a carrier in one block of the LTE Bands 2, 4, 5,7,12,17,38,66 into any of the other blocks. The equipment must still, however, meet emissions requirements with the carrier at all frequencies over which it is capable of operating and it is the manufacturer's responsibility to verify this.

**LTE Band 2, 1.4MHz, QPSK, Channel 18607**

Frequency(MHz)	P <sub>Mea</sub> (dBm)	Path Loss	Antenna Gain(dBi)	Peak EIRP(dBm)	Limit (dBm)	Polarization
16951.50	-39.00	2.90	13.20	-28.70	-13.00	H
17295.00	-38.43	3.20	13.20	-28.43	-13.00	H
17446.50	-36.37	2.90	11.20	-28.07	-13.00	H
17611.50	-37.25	3.30	11.20	-29.35	-13.00	H
17808.00	-34.64	3.60	11.20	-27.04	-13.00	H
17937.00	-26.54	3.20	3.60	-26.14	-13.00	H

**LTE Band 2, 1.4MHz, QPSK, Channel 18900**

Frequency(MHz)	P <sub>Mea</sub> (dBm)	Path Loss	Antenna Gain(dBi)	Peak EIRP(dBm)	Limit (dBm)	Polarization
17202.00	-39.13	3.20	13.20	-29.13	-13.00	H
17355.00	-36.61	2.90	11.20	-28.31	-13.00	H
17433.00	-35.39	2.90	11.20	-27.09	-13.00	H
17602.50	-36.30	3.30	11.20	-28.40	-13.00	H
17797.50	-34.67	3.60	11.20	-27.07	-13.00	H
17917.50	-25.93	3.20	3.60	-25.53	-13.00	H

**LTE Band 2, 1.4MHz, QPSK, Channel 19193**

Frequency(MHz)	P <sub>Mea</sub> (dBm)	Path Loss	Antenna Gain(dBi)	Peak EIRP(dBm)	Limit (dBm)	Polarization
16938.00	-39.53	2.90	13.20	-29.23	-13.00	H
17293.50	-38.96	3.20	13.20	-28.96	-13.00	H
17451.00	-36.14	2.90	11.20	-27.84	-13.00	H
17557.50	-36.46	3.30	11.20	-28.56	-13.00	H
17839.50	-36.13	3.60	11.20	-28.53	-13.00	H
17980.50	-27.00	3.20	3.60	-26.60	-13.00	H

**LTE Band 2, 1.4MHz, 16QAM, Channel 18607**

Frequency(MHz)	P <sub>Mea</sub> (dBm)	Path Loss	Antenna Gain(dBi)	Peak EIRP(dBm)	Limit (dBm)	Polarization
16977.00	-40.21	2.90	13.20	-29.91	-13.00	H
17292.00	-39.87	3.20	13.20	-29.87	-13.00	H
17419.50	-35.66	2.90	11.20	-27.36	-13.00	H
17608.50	-36.84	3.30	11.20	-28.94	-13.00	H
17775.00	-35.24	3.60	11.20	-27.64	-13.00	H
17938.50	-26.79	3.20	3.60	-26.39	-13.00	H

**LTE Band 2, 1.4MHz, 16QAM, Channel 18900**

Frequency(MHz)	P <sub>Mea</sub> (dBm)	Path Loss	Antenna Gain(dBi)	Peak EIRP(dBm)	Limit (dBm)	Polarization
16927.50	-39.23	2.90	13.20	-28.93	-13.00	H
17301.00	-39.27	3.20	13.20	-29.27	-13.00	H
17443.50	-36.40	2.90	11.20	-28.10	-13.00	H
17566.50	-37.26	3.30	11.20	-29.36	-13.00	H
17821.50	-35.25	3.60	11.20	-27.65	-13.00	H
17958.00	-26.56	3.20	3.60	-26.16	-13.00	H

**LTE Band 2, 1.4MHz, 16QAM, Channel 19193**

Frequency(MHz)	P <sub>Mea</sub> (dBm)	Path Loss	Antenna Gain(dBi)	Peak EIRP(dBm)	Limit (dBm)	Polarization
17205.00	-39.89	3.20	13.20	-29.89	-13.00	H
17365.50	-37.79	2.90	11.20	-29.49	-13.00	H
17446.50	-36.13	2.90	11.20	-27.83	-13.00	H
17632.50	-37.02	3.30	11.20	-29.12	-13.00	H
17784.00	-35.50	3.60	11.20	-27.90	-13.00	H
17929.50	-26.64	3.20	3.60	-26.24	-13.00	H

Note: The maximum value of expanded measurement uncertainty for this test item is  $U = 2.72\text{dB}(30\text{MHz}-3\text{GHz})/3.58\text{dB}(3\text{GHz}-18\text{GHz})/4.02\text{dB}(18\text{GHz}-40\text{GHz})$ ,  $k = 2$

**LTE Band 4, 1.4MHz QPSK, Channel 19957**

Frequency(MHz)	P <sub>Mea</sub> (dBm)	Path Loss	Antenna Gain(dBi)	Peak EIRP(dBm)	Limit (dBm)	Polarization
16971.00	-39.82	2.90	13.20	-29.52	-13.00	H
17292.00	-39.14	3.20	13.20	-29.14	-13.00	H
17409.00	-36.33	2.90	11.20	-28.03	-13.00	H
17608.50	-35.93	3.30	11.20	-28.03	-13.00	H
17784.00	-34.03	3.60	11.20	-26.43	-13.00	H
17995.50	-26.42	3.20	3.60	-26.02	-13.00	H

**LTE Band 4, 1.4MHz, QPSK, Channel 20175**

Frequency(MHz)	P <sub>Mea</sub> (dBm)	Path Loss	Antenna Gain(dBi)	Peak EIRP(dBm)	Limit (dBm)	Polarization
16941.00	-38.43	2.90	13.20	-28.13	-13.00	H
17281.50	-38.58	3.20	13.20	-28.58	-13.00	H
17460.00	-35.10	2.90	11.20	-26.80	-13.00	H
17644.50	-35.49	3.30	11.20	-27.59	-13.00	H
17782.50	-35.33	3.60	11.20	-27.73	-13.00	H
17983.50	-25.70	3.20	3.60	-25.30	-13.00	H

**LTE Band 4, 1.4MHz, QPSK, Channel 20393**

Frequency(MHz)	P <sub>Mea</sub> (dBm)	Path Loss	Antenna Gain(dBi)	Peak EIRP(dBm)	Limit (dBm)	Polarization
17164.50	-40.38	2.90	13.20	-30.08	-13.00	H
17290.50	-39.85	3.20	13.20	-29.85	-13.00	H
17449.50	-36.38	2.90	11.20	-28.08	-13.00	H
17575.50	-36.52	3.30	11.20	-28.62	-13.00	H
17835.00	-34.85	3.60	11.20	-27.25	-13.00	H
17976.00	-26.55	3.20	3.60	-26.15	-13.00	H

**LTE Band 4, 1.4MHz, 16QAM, Channel 19957**

Frequency(MHz)	P <sub>Mea</sub> (dBm)	Path Loss	Antenna Gain(dBi)	Peak EIRP(dBm)	Limit (dBm)	Polarization
17214.00	-39.92	2.90	-0.26	-38.62	-13.00	V
17233.50	-39.10	3.20	-1.01	-39.03	-13.00	H
17454.00	-36.60	3.20	-1.01	-38.28	-13.00	H
17545.50	-37.15	2.90	-1.08	-38.74	-13.00	H
17763.00	-36.16	3.60	-0.84	-37.80	-13.00	H
17946.00	-26.87	3.20	-0.64	-37.02	-13.00	H

**LTE Band 4, 1.4MHz, 16QAM, Channel 20175**

Frequency(MHz)	P <sub>Mea</sub> (dBm)	Path Loss	Antenna Gain(dBi)	Peak EIRP(dBm)	Limit (dBm)	Polarization
16935.00	-39.17	2.90	13.20	-28.87	-13.00	H
17323.50	-37.54	2.90	11.20	-29.24	-13.00	H
17472.00	-36.41	2.90	11.20	-28.11	-13.00	H
17602.50	-36.91	3.30	11.20	-29.01	-13.00	H
17781.00	-35.96	3.60	11.20	-28.36	-13.00	H
17923.50	-26.85	3.20	3.60	-26.45	-13.00	H

**LTE Band 4, 1.4MHz, 16QAM, Channel 20393**

Frequency(MHz)	P <sub>Mea</sub> (dBm)	Path Loss	Antenna Gain(dBi)	Peak EIRP(dBm)	Limit (dBm)	Polarization
16951.50	-40.04	2.90	13.20	-29.74	-13.00	H
17362.50	-37.79	2.90	11.20	-29.49	-13.00	H
17445.00	-36.19	2.90	11.20	-27.89	-13.00	H
17613.00	-36.91	3.30	11.20	-29.01	-13.00	H
17796.00	-35.97	3.60	11.20	-28.37	-13.00	H
17970.00	-26.17	3.20	3.60	-25.77	-13.00	H

Note: The maximum value of expanded measurement uncertainty for this test item is  $U = 2.72\text{dB}(30\text{MHz}-3\text{GHz})/3.58\text{dB}(3\text{GHz}-18\text{GHz})/4.02\text{dB}(18\text{GHz}-40\text{GHz})$ ,  $k = 2$

**LTE Band 5, 1.4MHz, QPSK, Channel 20407**

Frequency(MHz)	P <sub>Mea</sub> (dBm)	Path Loss	Antenna Gain(dBi)	Peak ERP(dBm)	Limit (dBm)	Polarization
2784.50	-50.54	1.00	11.40	-42.29	-13.00	H
2884.00	-50.50	1.00	11.40	-42.25	-13.00	V
2916.00	-50.91	1.00	11.40	-42.66	-13.00	V
2994.50	-50.08	1.00	11.40	-41.83	-13.00	H
8395.50	-51.33	1.80	12.40	-42.88	-13.00	H
9419.00	-50.40	2.10	11.90	-42.75	-13.00	H

**LTE Band 5, 1.4MHz, QPSK, Channel 20525**

Frequency(MHz)	P <sub>Mea</sub> (dBm)	Path Loss	Antenna Gain(dBi)	Peak ERP(dBm)	Limit (dBm)	Polarization
2762.00	-51.04	1.00	11.40	-42.79	-13.00	H
2878.00	-50.67	1.00	11.40	-42.42	-13.00	H
2935.00	-50.53	1.00	11.40	-42.28	-13.00	H
2980.50	-50.24	1.00	11.40	-41.99	-13.00	H
8646.00	-51.29	2.00	12.40	-43.04	-13.00	H
9424.50	-50.21	2.10	11.90	-42.56	-13.00	H

**LTE Band 5, 1.4MHz, QPSK, Channel 20643**

Frequency(MHz)	P <sub>Mea</sub> (dBm)	Path Loss	Antenna Gain(dBi)	Peak ERP(dBm)	Limit (dBm)	Polarization
2774.50	-50.84	1.00	11.40	-42.59	-13.00	H
2868.50	-50.29	1.00	11.40	-42.04	-13.00	H
2901.50	-50.68	1.00	11.40	-42.43	-13.00	H
2997.50	-50.33	1.00	11.40	-42.08	-13.00	V
8350.00	-51.56	1.80	12.40	-43.11	-13.00	H
9428.00	-50.39	2.10	11.90	-42.74	-13.00	H

**LTE Band 5, 1.4MHz, 16QAM, Channel 20407**

Frequency(MHz)	P <sub>Mea</sub> (dBm)	Path Loss	Antenna Gain(dBi)	Peak ERP(dBm)	Limit (dBm)	Polarization
2758.50	-51.00	1.00	11.40	-40.60	-13.00	H
2821.50	-50.76	1.00	11.40	-40.36	-13.00	V
2942.00	-50.30	1.00	11.40	-39.90	-13.00	H
2992.50	-50.66	1.00	11.40	-40.26	-13.00	H
7205.50	-50.73	1.90	11.90	-40.73	-13.00	H
9444.50	-50.41	2.10	11.90	-40.61	-13.00	H

**LTE Band 5, 1.4MHz, 16QAM, Channel 20525**

Frequency(MHz)	P <sub>Mea</sub> (dBm)	Path Loss	Antenna Gain(dBi)	Peak ERP(dBm)	Limit (dBm)	Polarization
2780.50	-50.87	1.00	11.40	-40.47	-13.00	H
2883.00	-51.10	1.00	11.40	-40.70	-13.00	H
2928.50	-50.74	1.00	11.40	-40.34	-13.00	H
2999.50	-50.53	1.00	11.40	-40.13	-13.00	V
9099.50	-51.00	2.20	12.00	-41.20	-13.00	H
9422.00	-49.61	2.10	11.90	-39.81	-13.00	H

**LTE Band 5, 1.4MHz, 16QAM, Channel 20643**

Frequency(MHz)	P <sub>Mea</sub> (dBm)	Path Loss	Antenna Gain(dBi)	Peak ERP(dBm)	Limit (dBm)	Polarization
2767.50	-50.41	1.00	11.40	-40.01	-13.00	H
2876.00	-50.64	1.00	11.40	-40.24	-13.00	V
2915.50	-50.63	1.00	11.40	-40.23	-13.00	V
2995.50	-50.11	1.00	11.40	-39.71	-13.00	H
7308.00	-50.54	1.90	11.90	-40.54	-13.00	H
9429.50	-50.52	2.10	11.90	-40.72	-13.00	H

Note: The maximum value of expanded measurement uncertainty for this test item is  $U = 2.72\text{dB}(30\text{MHz}-3\text{GHz})/3.58\text{dB}(3\text{GHz}-18\text{GHz})/4.02\text{dB}(18\text{GHz}-40\text{GHz})$ ,  $k = 2$



**LTE Band 7, 5 MHz, QPSK, Channel 20775**

Frequency(M Hz)	P <sub>Mea</sub> (dBm)	Path Loss	Antenna Gain	Peak EIRP(dBm)	Limit (dBm)	Polarization
16950.00	-40.83	2.90	13.20	-30.53	-25.00	H
17203.50	-40.73	3.20	13.20	-30.73	-25.00	H
17295.00	-39.96	3.20	13.20	-29.96	-25.00	H
17449.50	-36.63	2.90	11.20	-28.33	-25.00	H
17595.00	-37.08	3.30	11.20	-29.18	-25.00	H
17773.50	-35.72	3.60	11.20	-28.12	-25.00	H

**LTE Band 7, 5 MHz, QPSK, Channel 21100**

Frequency(M Hz)	P <sub>Mea</sub> (dBm)	Path Loss	Antenna Gain	Peak EIRP(dBm)	Limit (dBm)	Polarization
16945.50	-40.67	2.90	13.20	-30.37	-25.00	H
17194.50	-40.94	2.90	13.20	-30.64	-25.00	H
17286.00	-39.88	2.90	13.20	-29.58	-25.00	H
17440.50	-36.39	2.90	11.20	-28.09	-25.00	H
17526.00	-36.96	3.30	11.20	-29.06	-25.00	H
17785.50	-36.15	3.60	11.20	-28.55	-25.00	H

**LTE Band 7, 5 MHz, QPSK, Channel 21425**

Frequency(M Hz)	P <sub>Mea</sub> (dBm)	Path Loss	Antenna Gain	Peak EIRP(dBm)	Limit (dBm)	Polarization
16947.00	-39.76	2.90	13.20	-29.46	-25.00	H
17199.00	-40.09	2.90	13.20	-29.79	-25.00	H
17271.00	-39.74	2.90	13.20	-29.44	-25.00	H
17445.00	-37.54	2.90	11.20	-29.24	-25.00	H
17604.00	-36.59	3.30	11.20	-28.69	-25.00	H
17776.50	-35.92	3.60	11.20	-28.32	-25.00	H

**LTE Band 7, 5 MHz, 16QAM, Channel 20775**

Frequency(MHz)	P <sub>Mea</sub> (dBm)	Path Loss	Antenna Gain	Peak EIRP(dBm)	Limit (dBm)	Polarization
16953.00	-40.31	2.90	13.20	-30.01	-25.00	H
17214.00	-40.44	3.20	13.20	-30.44	-25.00	H
17287.50	-39.91	3.20	13.20	-29.91	-25.00	H
17472.00	-36.72	2.90	11.20	-28.42	-25.00	H
17598.00	-37.22	3.30	11.20	-29.32	-25.00	H
17814.00	-35.76	3.60	11.20	-28.16	-25.00	H

**LTE Band 7, 5 MHz, 16QAM, Channel 21100**

Frequency(MHz)	P <sub>Mea</sub> (dBm)	Path Loss	Antenna Gain	Peak EIRP(dBm)	Limit (dBm)	Polarization
16948.50	-39.90	2.90	13.20	-29.60	-25.00	H
17208.00	-40.15	3.20	13.20	-30.15	-25.00	H
17317.50	-38.89	3.20	13.20	-28.89	-25.00	H
17439.00	-37.68	2.90	11.20	-29.38	-25.00	H
17572.50	-37.20	3.30	11.20	-29.30	-25.00	H
17782.50	-35.82	3.60	11.20	-28.22	-25.00	H

**LTE Band 7, 5 MHz, 16QAM, Channel 21425**

Frequency(MHz)	P <sub>Mea</sub> (dBm)	Path Loss	Antenna Gain	Peak EIRP(dBm)	Limit (dBm)	Polarization
16953.00	-40.65	2.90	13.20	-30.35	-25.00	H
17184.00	-39.87	3.20	13.20	-29.87	-25.00	H
17359.50	-39.52	3.20	13.20	-29.52	-25.00	H
17424.00	-37.73	2.90	11.20	-29.43	-25.00	H
17541.00	-36.81	3.30	11.20	-28.91	-25.00	H
17796.00	-36.18	3.60	11.20	-28.58	-25.00	H

Note: The maximum value of expanded measurement uncertainty for this test item is  $U = 2.72\text{dB}(30\text{MHz}-3\text{GHz})/3.58\text{dB}(3\text{GHz}-18\text{GHz})/4.02\text{dB}(18\text{GHz}-40\text{GHz})$ ,  $k = 2$

**LTE Band 12, 1.4MHz, QPSK, Channel 23017**

Frequency(MHz)	P <sub>Mea</sub> (dBm)	Path Loss	Antenna Gain(dBi)	Peak ERP(dBm)	Limit (dBm)	Polarization
1971.50	-53.54	0.80	10.00	-46.49	-13.00	H
2050.50	-51.09	0.80	10.00	-44.04	-13.00	H
2427.50	-51.04	0.90	10.80	-43.29	-13.00	H
2940.50	-56.87	1.10	11.40	-48.72	-13.00	H
8771.30	-55.37	1.90	12.00	-47.42	-13.00	H
9940.30	-53.91	2.20	11.60	-46.66	-13.00	H

**LTE Band 12, 1.4MHz, QPSK, Channel 23095**

Frequency(MHz)	P <sub>Mea</sub> (dBm)	Path Loss	Antenna Gain(dBi)	Peak ERP(dBm)	Limit (dBm)	Polarization
2069.00	-53.44	0.80	10.00	-46.39	-13.00	H
2939.00	-52.21	1.10	11.40	-44.06	-13.00	H
7475.40	-50.20	1.90	11.50	-42.75	-13.00	H
9941.90	-55.93	2.20	11.60	-48.68	-13.00	V
13120.30	-56.39	2.40	13.70	-47.24	-13.00	V
16666.60	-56.29	2.90	15.20	-46.14	-13.00	V

**LTE Band 12, 1.4MHz, QPSK, Channel 23173**

Frequency(MHz)	P <sub>Mea</sub> (dBm)	Path Loss	Antenna Gain(dBi)	Peak ERP(dBm)	Limit (dBm)	Polarization
2069.00	-53.48	0.80	10.00	-46.43	-13.00	H
2939.00	-52.24	1.10	11.40	-44.09	-13.00	H
7475.40	-50.93	1.90	11.50	-43.48	-13.00	H
9941.90	-55.83	2.20	11.60	-48.58	-13.00	V
13120.30	-56.43	2.40	13.70	-47.28	-13.00	H
16666.60	-56.50	2.90	15.20	-46.35	-13.00	V

**LTE Band 12, 1.4MHz, 16QAM, Channel 23017**

Frequency(MHz)	P <sub>Mea</sub> (dBm)	Path Loss	Antenna Gain(dBi)	Peak ERP(dBm)	Limit (dBm)	Polarization
1995.00	-53.80	0.80	10.00	-44.60	-13.00	H
2014.00	-51.00	0.80	10.00	-41.80	-13.00	H
2929.00	-51.58	1.10	11.40	-41.28	-13.00	H
3496.00	-56.29	1.10	12.30	-45.09	-13.00	V
6867.00	-55.45	1.80	11.90	-45.35	-13.00	V
9940.80	-53.06	2.20	11.60	-43.66	-13.00	V

**LTE Band 12, 1.4MHz 16QAM, Channel 23095**

Frequency(MHz)	P <sub>Mea</sub> (dBm)	Path Loss	Antenna Gain(dBi)	Peak ERP(dBm)	Limit (dBm)	Polarization
1952.50	-53.29	0.80	10.00	-44.09	-13.00	H
2011.50	-50.48	0.80	10.00	-41.28	-13.00	H
2928.50	-51.11	1.10	11.40	-40.81	-13.00	H
5831.00	-58.23	1.40	13.40	-46.23	-13.00	V
6870.00	-55.48	1.80	11.90	-45.38	-13.00	H
8761.20	-54.57	1.90	12.00	-44.47	-13.00	H

**LTE Band 12, 1.4MHz, 16QAM, Channel 23173**

Frequency(MHz)	P <sub>Mea</sub> (dBm)	Path Loss	Antenna Gain(dBi)	Peak ERP(dBm)	Limit (dBm)	Polarization
1956.50	-54.15	0.80	10.00	-44.95	-13.00	H
2014.50	-50.97	0.80	10.00	-41.77	-13.00	H
2923.50	-51.36	1.10	11.40	-41.06	-13.00	H
6007.00	-58.44	1.60	13.40	-46.64	-13.00	V
7575.50	-54.45	1.80	11.50	-44.75	-13.00	H
9382.00	-53.46	2.10	11.90	-43.66	-13.00	V

Note: The maximum value of expanded measurement uncertainty for this test item is U = 2.72dB(30MHz-3GHz)/3.58dB(3GHz-18GHz)/4.02dB(18GHz-40GHz), k = 2

**LTE Band 17, 5 MHz, QPSK, Channel 23755**

Frequency(MHz)	P <sub>Mea</sub> (dBm)	Path Loss	Antenna Gain	Peak ERP(dBm)	Limit (dBm)	Polarization
1993.00	-53.62	0.80	10.00	-46.57	-13.00	H
2010.00	-51.15	0.80	10.00	-44.10	-13.00	H
2929.00	-51.99	1.10	11.40	-43.84	-13.00	H
6244.50	-58.28	1.60	13.40	-48.63	-13.00	H
7576.80	-55.07	1.90	11.50	-47.62	-13.00	H
9933.50	-53.46	2.20	11.60	-46.21	-13.00	V

**LTE Band 17, 5 MHz, QPSK, Channel 23790**

Frequency(MHz)	P <sub>Mea</sub> (dBm)	Path Loss	Antenna Gain	Peak ERP(dBm)	Limit (dBm)	Polarization
1983.50	-53.92	0.80	10.00	-46.87	-13.00	H
2012.50	-51.38	0.80	10.00	-44.33	-13.00	H
2929.00	-51.50	1.10	11.40	-43.35	-13.00	H
5956.00	-57.86	1.50	13.40	-48.11	-13.00	V
6803.00	-54.59	1.80	11.90	-46.64	-13.00	H
9992.30	-53.01	2.20	11.60	-45.76	-13.00	V

**LTE Band 17, 5 MHz, QPSK, Channel 23825**

Frequency(MHz)	P <sub>Mea</sub> (dBm)	Path Loss	Antenna Gain	Peak ERP(dBm)	Limit (dBm)	Polarization
1959.50	-53.65	0.80	10.00	-46.60	-13.00	H
2062.00	-51.45	0.80	10.00	-44.40	-13.00	H
2934.00	-50.82	1.10	11.40	-42.67	-13.00	H
5938.00	-58.23	1.50	13.40	-48.48	-13.00	H
7496.00	-54.98	1.90	11.50	-47.53	-13.00	V
9939.70	-53.41	2.20	11.60	-46.16	-13.00	V

**LTE Band 17, 5 MHz, 16QAM, Channel 23755**

Frequency(MHz)	P <sub>Mea</sub> (dBm)	Path Loss	Antenna Gain	Peak ERP(dBm)	Limit (dBm)	Polarization
1977.00	-53.63	0.80	10.00	-44.43	-13.00	H
2012.50	-51.23	0.80	10.00	-42.03	-13.00	H
2930.50	-51.39	1.10	11.40	-41.09	-13.00	H
5958.50	-58.17	1.40	13.40	-46.17	-13.00	H
7585.20	-54.94	1.80	11.50	-45.24	-13.00	H
9879.00	-53.48	2.20	11.60	-44.08	-13.00	H

**LTE Band 17, 5 MHz, 16QAM, Channel 23790**

Frequency(MHz)	P <sub>Mea</sub> (dBm)	Path Loss	Antenna Gain	Peak ERP(dBm)	Limit (dBm)	Polarization
1964.50	-53.81	0.80	10.00	-44.61	-13.00	H
2053.00	-51.36	0.80	10.00	-42.16	-13.00	H
2944.00	-51.45	1.10	11.40	-41.15	-13.00	H
5959.00	-58.54	1.40	13.40	-46.54	-13.00	H
7554.50	-54.48	1.80	11.50	-44.78	-13.00	H
9908.80	-52.75	2.20	11.60	-43.35	-13.00	V

**LTE Band 17, 5 MHz, 16QAM, Channel 23825**

Frequency(MHz)	P <sub>Mea</sub> (dBm)	Path Loss	Antenna Gain	Peak ERP(dBm)	Limit (dBm)	Polarization
1953.50	-53.59	0.80	10.00	-44.39	-13.00	H
2011.50	-51.61	0.80	10.00	-42.41	-13.00	H
2933.00	-51.71	1.10	11.40	-41.41	-13.00	H
5945.00	-58.68	1.40	13.40	-46.68	-13.00	V
7924.70	-54.78	1.90	11.50	-45.18	-13.00	H
8776.50	-54.10	1.90	12.00	-44.00	-13.00	V

Note: The maximum value of expanded measurement uncertainty for this test item is  $U = 2.72\text{dB}(30\text{MHz}-3\text{GHz})/3.58\text{dB}(3\text{GHz}-18\text{GHz})/4.02\text{dB}(18\text{GHz}-40\text{GHz})$ ,  $k = 2$

**LTE Band 38, 5 MHz, QPSK, Channel 37775**

Frequency(MHz)	P <sub>Mea</sub> (dBm)	Path Loss	Antenna Gain	Peak EIRP(dBm)	Limit (dBm)	Polarization
17190.00	-39.72	3.20	13.20	-29.72	-25.00	H
17289.00	-39.45	3.20	13.20	-29.45	-25.00	H
17448.00	-36.13	2.90	11.20	-27.83	-25.00	H
17605.50	-36.28	3.30	11.20	-28.38	-25.00	H
17800.50	-35.21	3.60	11.20	-27.61	-25.00	H
17979.00	-27.05	3.20	3.60	-26.65	-25.00	H

**LTE Band 38, 5 MHz, QPSK, Channel 38000**

Frequency(MHz)	P <sub>Mea</sub> (dBm)	Path Loss	Antenna Gain	Peak EIRP(dBm)	Limit (dBm)	Polarization
16953.00	-40.71	2.90	13.20	-30.41	-25.00	H
17331.00	-38.33	2.90	11.20	-30.03	-25.00	H
17434.50	-36.77	2.90	11.20	-28.47	-25.00	H
17616.00	-37.14	3.30	11.20	-29.24	-25.00	H
17779.50	-36.44	3.60	11.20	-28.84	-25.00	H
17946.00	-26.63	3.20	3.60	-26.23	-25.00	H

**LTE Band 38, 5 MHz, QPSK, Channel 38225**

Frequency(MHz)	P <sub>Mea</sub> (dBm)	Path Loss	Antenna Gain	Peak EIRP(dBm)	Limit (dBm)	Polarization
7845.00	-40.36	1.70	11.50	-30.56	-25.00	V
17275.50	-39.75	3.20	13.20	-29.75	-25.00	H
17419.50	-36.79	2.90	11.20	-28.49	-25.00	H
17625.00	-37.39	3.30	11.20	-29.49	-25.00	H
17788.50	-35.66	3.60	11.20	-28.06	-25.00	H
17928.00	-26.95	3.20	3.60	-26.55	-25.00	H

**LTE Band 38, 5 MHz, 16QAM, Channel 37775**

Frequency(MHz)	P <sub>Mea</sub> (dBm)	Path Loss	Antenna Gain	Peak EIRP(dBm)	Limit (dBm)	Polarization
17191.50	-40.24	2.90	13.20	-29.94	-25.00	H
17308.50	-37.10	2.90	11.20	-28.80	-25.00	H
17437.50	-36.19	2.90	11.20	-27.89	-25.00	H
17526.00	-37.33	3.30	11.20	-29.43	-25.00	H
17781.00	-36.05	3.60	11.20	-28.45	-25.00	H
17977.50	-27.33	3.20	3.60	-26.93	-25.00	H

**LTE Band 38, 5 MHz, 16QAM, Channel 38000**

Frequency(MHz)	P <sub>Mea</sub> (dBm)	Path Loss	Antenna Gain	Peak EIRP(dBm)	Limit (dBm)	Polarization
16953.00	-39.98	2.90	13.20	-29.68	-25.00	H
17290.50	-39.08	3.20	13.20	-29.08	-25.00	H
17415.00	-36.50	2.90	11.20	-28.20	-25.00	H
17605.50	-35.79	3.30	11.20	-27.89	-25.00	H
17836.50	-36.20	3.60	11.20	-28.60	-25.00	H
17958.00	-26.28	3.20	3.60	-25.88	-25.00	H

**LTE Band 38, 5 MHz, 16QAM, Channel 38225**

Frequency(MHz)	P <sub>Mea</sub> (dBm)	Path Loss	Antenna Gain	Peak EIRP(dBm)	Limit (dBm)	Polarization
7845.00	-41.04	2.90	13.20	-30.74	-25.00	V
17274.00	-39.25	3.20	13.20	-29.25	-25.00	H
17437.50	-36.32	2.90	11.20	-28.02	-25.00	H
17605.50	-36.71	3.30	11.20	-28.81	-25.00	H
17790.00	-36.34	3.60	11.20	-28.74	-25.00	H
17977.50	-26.72	3.20	3.60	-26.32	-25.00	H

Note: The maximum value of expanded measurement uncertainty for this test item is  $U = 2.72\text{dB}(30\text{MHz}-3\text{GHz})/3.58\text{dB}(3\text{GHz}-18\text{GHz})/4.02\text{dB}(18\text{GHz}-40\text{GHz})$ ,  $k = 2$



**LTE Band 66, 1.4MHz QPSK, Channel 131979**

Frequency(MHz)	P <sub>Mea</sub> (dBm)	Path Loss	Antenna Gain(dBi)	Peak EIRP(dBm)	Limit (dBm)	Polarization
16981.50	-40.00	2.90	13.20	-29.70	-13.00	H
17281.50	-38.77	3.20	13.20	-28.77	-13.00	H
17448.00	-35.98	2.90	11.20	-27.68	-13.00	H
17622.00	-36.19	3.30	11.20	-28.29	-13.00	H
17775.00	-35.82	3.60	11.20	-28.22	-13.00	H
17949.00	-25.37	3.20	3.60	-24.97	-13.00	H

**LTE Band 66, 1.4MHz, QPSK, Channel 132322**

Frequency(MHz)	P <sub>Mea</sub> (dBm)	Path Loss	Antenna Gain(dBi)	Peak EIRP(dBm)	Limit (dBm)	Polarization
16981.50	-38.23	2.90	13.20	-27.93	-13.00	H
17362.50	-35.96	2.90	11.20	-27.66	-13.00	H
17409.00	-35.05	2.90	11.20	-26.75	-13.00	H
17562.00	-35.55	3.30	11.20	-27.65	-13.00	H
17779.50	-33.72	3.60	11.20	-26.12	-13.00	H
17935.50	-25.26	3.20	3.60	-24.86	-13.00	H

**LTE Band 66, 1.4MHz, QPSK, Channel 132665**

Frequency(MHz)	P <sub>Mea</sub> (dBm)	Path Loss	Antenna Gain(dBi)	Peak EIRP(dBm)	Limit (dBm)	Polarization
16938.00	-39.93	2.90	13.20	-29.63	-13.00	H
17275.50	-39.36	3.20	13.20	-29.36	-13.00	H
17419.50	-36.05	2.90	11.20	-27.75	-13.00	H
17601.00	-37.01	3.30	11.20	-29.11	-13.00	H
17775.00	-36.00	3.60	11.20	-28.40	-13.00	H
17962.50	-26.02	3.20	3.60	-25.62	-13.00	H

**LTE Band 66, 1.4MHz, 16QAM, Channel 131979**

Frequency(MHz)	P <sub>Mea</sub> (dBm)	Path Loss	Antenna Gain(dBi)	Peak EIRP(dBm)	Limit (dBm)	Polarization
16957.50	-40.01	2.90	13.20	-29.71	-13.00	H
17347.50	-38.13	2.90	11.20	-29.83	-13.00	H
17427.00	-36.93	2.90	11.20	-28.63	-13.00	H
17623.50	-36.45	3.30	11.20	-28.55	-13.00	H
17809.50	-36.12	3.60	11.20	-28.52	-13.00	H
17994.00	-26.80	3.20	3.60	-26.40	-13.00	H

**LTE Band 66, 1.4MHz, 16QAM, Channel 132322**

Frequency(MHz)	P <sub>Mea</sub> (dBm)	Path Loss	Antenna Gain(dBi)	Peak EIRP(dBm)	Limit (dBm)	Polarization
16956.00	-40.68	2.90	13.20	-30.38	-13.00	H
17281.50	-39.56	3.20	13.20	-29.56	-13.00	H
17442.00	-36.51	2.90	11.20	-28.21	-13.00	H
17608.50	-36.69	3.30	11.20	-28.79	-13.00	H
17838.00	-36.39	3.60	11.20	-28.79	-13.00	H
18000.00	-27.33	3.20	3.60	-26.93	-13.00	H

**LTE Band 66, 1.4MHz, 16QAM, Channel 132665**

Frequency(MHz)	P <sub>Mea</sub> (dBm)	Path Loss	Antenna Gain(dBi)	Peak EIRP(dBm)	Limit (dBm)	Polarization
16939.50	-40.13	2.90	13.20	-29.83	-13.00	H
17287.50	-39.79	3.20	13.20	-29.79	-13.00	H
17428.50	-36.23	2.90	11.20	-27.93	-13.00	H
17599.50	-37.20	3.30	11.20	-29.30	-13.00	H
17775.00	-35.33	3.60	11.20	-27.73	-13.00	H
17944.50	-26.72	3.20	3.60	-26.32	-13.00	H

Note: The maximum value of expanded measurement uncertainty for this test item is  $U = 2.72\text{dB}(30\text{MHz}-3\text{GHz})/3.58\text{dB}(3\text{GHz}-18\text{GHz})/4.02\text{dB}(18\text{GHz}-40\text{GHz})$ ,  $k = 2$

### **A.3 FREQUENCY STABILITY**

#### **Reference**

FCC: CFR Part 2.1055, 22.355, 24.235, 27.54.

#### **A.3.1 Method of Measurement**

In order to measure the carrier frequency under the condition of AFC lock, it is necessary to make measurements with the EUT in a "call mode". This is accomplished with the use of R&S CMW500 DIGITAL RADIO COMMUNICATION TESTER.

1. Measure the carrier frequency at room temperature.
2. Subject the EUT to overnight soak at -10°C.
3. With the EUT, powered via nominal voltage, connected to the CMW500 and in a simulated call on middle channel, measure the carrier frequency. These measurements should be made within 2 minutes of Powering up the EUT, to prevent significant self-warming.
4. Repeat the above measurements at 10°C increments from -10°C to +50°C. Allow at least 1.5 hours at each temperature, unpowered, before making measurements.
5. Re-measure carrier frequency at room temperature with nominal voltage. Vary supply voltage from minimum voltage to maximum voltage, in 0.1Volt increments re-measuring carrier frequency at each voltage. Pause at nominal voltage for 1.5 hours unpowered, to allow any self-heating to stabilize, before continuing.
6. Subject the EUT to overnight soak at +50°C.
7. With the EUT, powered via nominal voltage, connected to the CMW500 and in a simulated call on the centre channel, measure the carrier frequency. These measurements should be made within 2 minutes of Powering up the EUT, to prevent significant self-warming.
8. Repeat the above measurements at 10 °C increments from +50°C to -10°C. Allow at least 1.5 hours at each temperature, unpowered, before making measurements.
9. At all temperature levels hold the temperature to +/- 0.5°C during the measurement procedure.

#### **A.3.2 Measurement Limit**

According to the JTC standard the frequency stability of the carrier shall be accurate to within 0.1 ppm of the received frequency from the base station. This accuracy is sufficient to meet Sec. 24.235, Frequency Stability. The frequency stability shall be sufficient to ensure that the fundamental emission stays within the authorized frequency block. As this transceiver is considered "Hand carried, battery powered equipment" Section 2.1055(d) (2) applies. This requires that the lower voltage for frequency stability testing be specified by the manufacturer. This transceiver is specified to operate with an input voltage of between 3.4VDC and 4.35VDC, with a nominal voltage of 3.8VDC. Operation above or below these voltage limits is prohibited by transceiver software in order to prevent improper operation as well as to protect components from overstress. These voltages represent a tolerance from -5.4% to 10.8%. For the purposes of measuring frequency stability these voltage limits are to be used.

**A.4.3 Measurement results**

**LTE Band 2, 1.4MHz bandwidth (worst case of all bandwidths)**

**Frequency Error vs Voltage**

Voltage (V)	Frequency error (Hz)		Frequency error (ppm)	
	QPSK	16QAM	QPSK	16QAM
3.4	12	7	0.006	0.004
3.8	31	14	0.016	0.007
4.35	42	25	0.022	0.013

**Frequency Error vs Temperature**

Temperature (°C)	Frequency error (Hz)		Frequency error (ppm)	
	QPSK	16QAM	QPSK	16QAM
-10	34	31	0.018	0.016
0	33	22	0.018	0.012
10	23	13	0.012	0.007
20	26	15	0.014	0.008
30	16	26	0.009	0.014
40	11	17	0.006	0.009
50	9	25	0.005	0.013

Expanded measurement uncertainty is 10 Hz,  $k = 2$

**LTE Band 4, 1.4MHz bandwidth (worst case of all bandwidths)**

**Frequency Error vs Voltage**

Voltage (V)	Frequency error (Hz)		Frequency error (ppm)	
	QPSK	16QAM	QPSK	16QAM
3.4	22	11	0.013	0.006
3.8	35	34	0.020	0.020
4.35	43	27	0.025	0.016

**Frequency Error vs Temperature**

Temperature (°C)	Frequency error (Hz)		Frequency error (ppm)	
	QPSK	16QAM	QPSK	16QAM
-10	37	11	0.021	0.006
0	33	14	0.019	0.008
10	42	7	0.024	0.004
20	45	13	0.026	0.008
30	26	24	0.015	0.014
40	39	35	0.023	0.020
50	18	37	0.010	0.021

Expanded measurement uncertainty is 10Hz,  $k = 2$

**LTE Band 5, 1.4MHz bandwidth (worst case of all bandwidths)**

**Frequency Error vs Voltage**

Voltage (V)	Frequency error (Hz)		Frequency error (ppm)	
	QPSK	16QAM	QPSK	16QAM
3.4	15	18	0.018	0.022
3.8	23	42	0.027	0.050
4.35	17	18	0.020	0.022

**Frequency Error vs Temperature**

Temperature ( °C)	Frequency error (Hz)		Frequency error (ppm)	
	QPSK	16QAM	QPSK	16QAM
-10	23	19	0.027	0.023
0	24	34	0.029	0.041
10	35	16	0.042	0.019
20	25	22	0.030	0.026
30	28	32	0.033	0.038
40	37	18	0.044	0.022
50	11	9	0.013	0.011

Expanded measurement uncertainty is 10Hz,  $k = 2$

**LTE Band 7, 5MHz bandwidth (worst case of all bandwidths)**

**Frequency Error vs Voltage**

Voltage (V)	Frequency error (Hz)		Frequency error (ppm)	
	QPSK	16QAM	QPSK	16QAM
3.4	27	16	0.011	0.006
3.8	25	19	0.010	0.007
4.35	43	27	0.017	0.011

**Frequency Error vs Temperature**

Temperature (°C)	Frequency error (Hz)		Frequency error (ppm)	
	QPSK	16QAM	QPSK	16QAM
-10	34	27	0.013	0.011
0	27	48	0.011	0.019
10	19	33	0.007	0.013
20	45	27	0.018	0.011
30	38	19	0.015	0.007
40	24	15	0.009	0.006
50	12	33	0.005	0.013

Expanded measurement uncertainty is 10Hz,  $k = 2$

**LTE Band 12, 1.4MHz bandwidth (worst case of all bandwidths)**

**Frequency Error vs Voltage**

Voltage (V)	Frequency error (Hz)		Frequency error (ppm)	
	QPSK	16QAM	QPSK	16QAM
3.4	24	17	0.034	0.024
3.8	14	22	0.020	0.031
4.35	11	31	0.016	0.044

**Frequency Error vs Temperature**

Temperature (°C)	Frequency error (Hz)		Frequency error (ppm)	
	QPSK	16QAM	QPSK	16QAM
-10	11	26	0.016	0.037
0	9	28	0.013	0.040
10	11	21	0.016	0.030
20	14	14	0.020	0.020
30	17	17	0.024	0.024
40	22	9	0.031	0.013
50	24	33	0.034	0.047

Expanded measurement uncertainty is 10Hz, k = 2

**LTE Band 17, 5MHz bandwidth (worst case of all bandwidths)**

**Frequency Error vs Voltage**

Voltage (V)	Frequency error (Hz)		Frequency error (ppm)	
	QPSK	16QAM	QPSK	16QAM
3.4	13	8	0.018	0.011
3.8	14	11	0.020	0.015
4.35	7	6	0.010	0.008

**Frequency Error vs Temperature**

Temperature (°C)	Frequency error (Hz)		Frequency error (ppm)	
	QPSK	16QAM	QPSK	16QAM
-10	23	12	0.032	0.017
0	11	8	0.015	0.011
10	16	5	0.023	0.007
20	21	11	0.030	0.015
30	25	9	0.035	0.013
40	18	7	0.025	0.010
50	16	21	0.023	0.030

Expanded measurement uncertainty is 10Hz, k = 2

**LTE Band 38, 5MHz bandwidth (worst case of all bandwidths)**

**Frequency Error vs Voltage**

Voltage (V)	Frequency error (Hz)		Frequency error (ppm)	
	QPSK	16QAM	QPSK	16QAM
3.4	13	8	0.005	0.003
3.8	7	5	0.003	0.002
4.35	23	11	0.009	0.004

**Frequency Error vs Temperature**

Temperature (°C)	Frequency error (Hz)		Frequency error (ppm)	
	QPSK	16QAM	QPSK	16QAM
-10	13	22	0.005	0.008
0	9	25	0.003	0.010
10	14	43	0.005	0.017
20	7	12	0.003	0.005
30	5	17	0.002	0.007
40	9	11	0.003	0.004
50	16	9	0.006	0.003

Expanded measurement uncertainty is 10Hz, k = 2

**LTE Band 66, 1.4MHz bandwidth (worst case of all bandwidths)**

**Frequency Error vs Voltage**

Voltage (V)	Frequency error (Hz)		Frequency error (ppm)	
	QPSK	16QAM	QPSK	16QAM
3.4	6	22	0.003	0.013
3.8	12	5	0.007	0.003
4.35	23	12	0.013	0.007

**Frequency Error vs Temperature**

Temperature (°C)	Frequency error (Hz)		Frequency error (ppm)	
	QPSK	16QAM	QPSK	16QAM
-10	25	19	0.014	0.011
0	9	27	0.005	0.015
10	16	33	0.009	0.019
20	23	11	0.013	0.006
30	27	27	0.015	0.015
40	34	24	0.019	0.014
50	18	13	0.010	0.007

Expanded measurement uncertainty is 10Hz, k = 2

## **A.4 OCCUPIED BANDWIDTH**

### **Reference**

FCC: CFR Part 2.1049, 22.917, 24.238, 27.53.

### **A.4.1 Occupied Bandwidth Results**

Occupied bandwidth measurements are only provided for selected frequencies in order to reduce the amount of submitted data. Data were taken at the extreme and mid frequencies of the US Cellular/PCS frequency bands. The table below lists the measured 99% BW. Spectrum analyzer plots are included on the following pages.

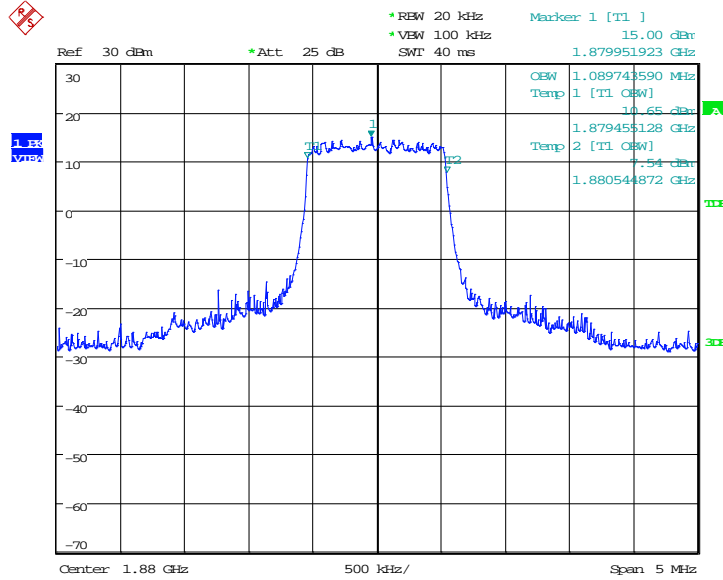
- a) The spectrum analyzer center frequency is set to the nominal EUT channel center frequency. The frequency span for the spectrum analyzer shall be set wide enough to capture all modulation products including the emission skirts (i.e., two to five times the OBW).
- b) The nominal IF filter bandwidth (3 dB RBW) shall be in the range of 1 to 5 % of the anticipated OBW, and the VBW shall be at least 3 times the RBW.
- c) Set the reference level of the instrument as required to keep the signal from exceeding the maximum input mixer level for linear operation. In general, the peak of the spectral envelope must be at least  $10\log(\text{OBW} / \text{RBW})$  below the reference level.
- d) Set the detection mode to peak, and the trace mode to max hold.
- e) Use the 99 % power bandwidth function of the spectrum analyzer and report the measured bandwidth.



**LTE band 2, 1.4MHz (99%)**

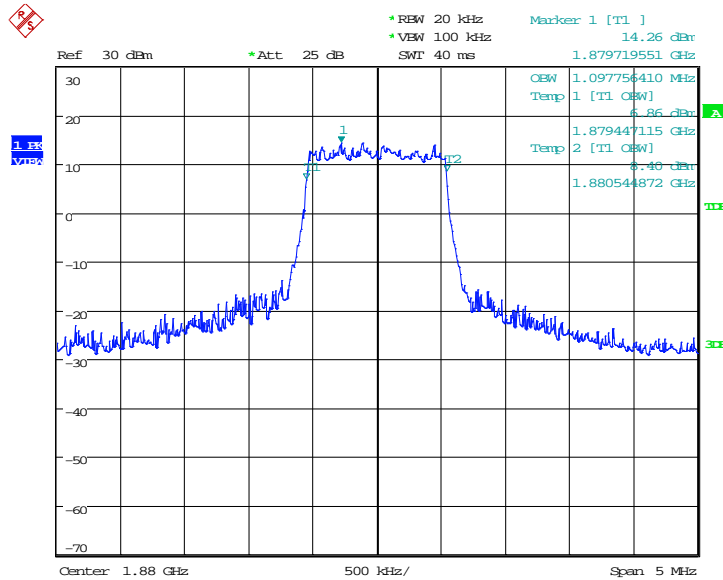
Frequency(MHz)	Occupied Bandwidth (99%)( kHz)	
1880.0	QPSK	16QAM
	1089.74	1097.76

**LTE band 2, 1.4MHz Bandwidth, QPSK (99% BW)**



Date: 15.MAR.2019 19:26:03

**LTE band 2, 1.4MHz Bandwidth, 16QAM (99% BW)**

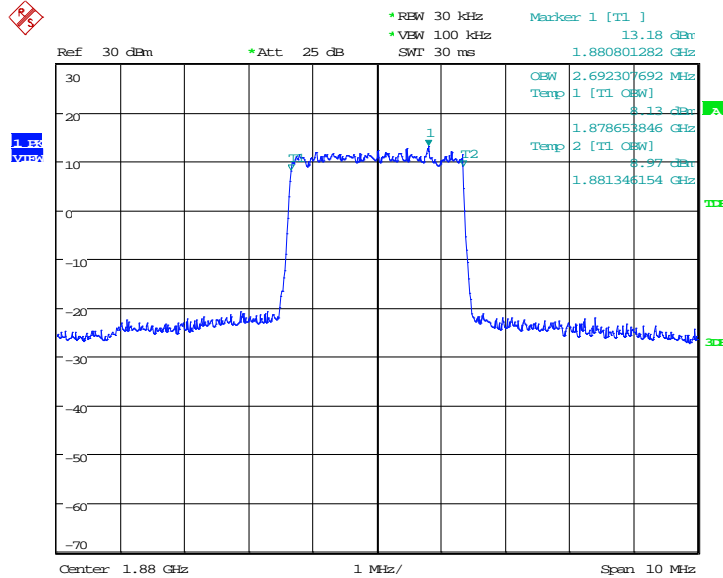


Date: 15.MAR.2019 19:26:17

**LTE band 2, 3MHz (99%)**

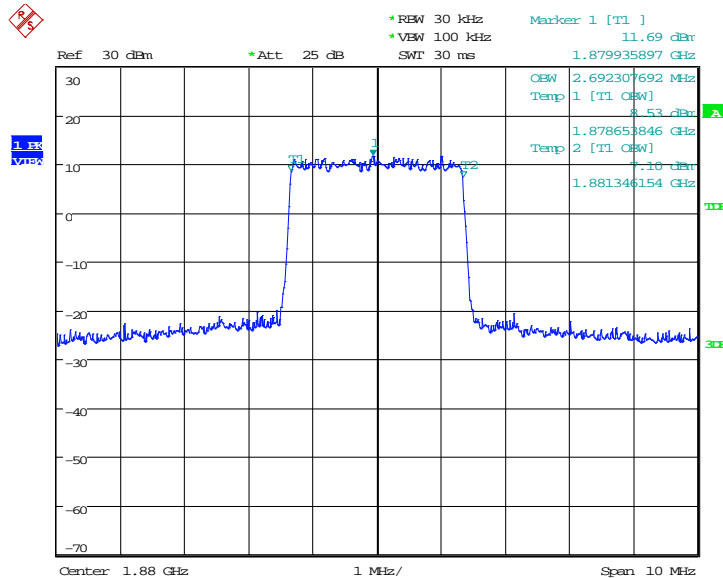
Frequency(MHz)	Occupied Bandwidth (99%)( kHz)	
1880.0	QPSK	16QAM
	2692.31	2692.31

**LTE band 2, 3MHz Bandwidth, QPSK (99% BW)**



Date: 15.MAR.2019 19:30:24

**LTE band 2, 3MHz Bandwidth, 16QAM (99% BW)**

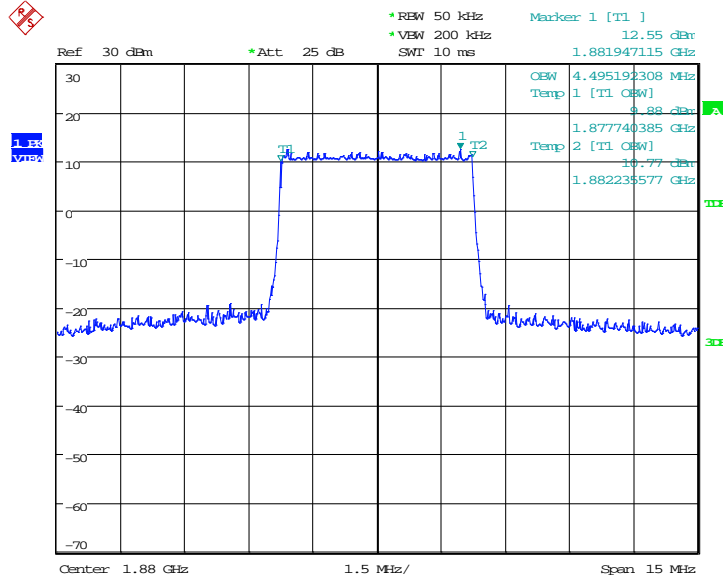


Date: 15.MAR.2019 19:30:37

**LTE band 2, 5MHz (99%)**

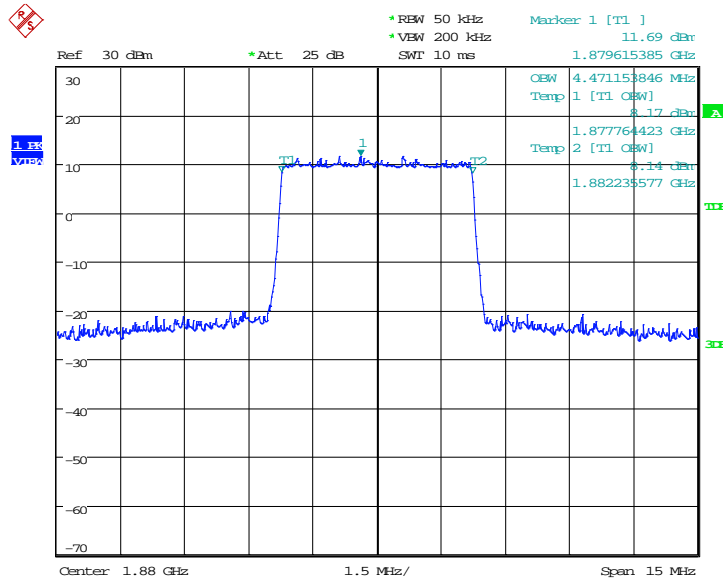
Frequency(MHz)	Occupied Bandwidth (99%)( kHz)	
1880.0	QPSK	16QAM
	4495.19	4471.15

**LTE band 2, 5MHz Bandwidth, QPSK (99% BW)**



Date: 15.MAR.2019 19:34:44

**LTE band 2, 5MHz Bandwidth,16QAM (99% BW)**

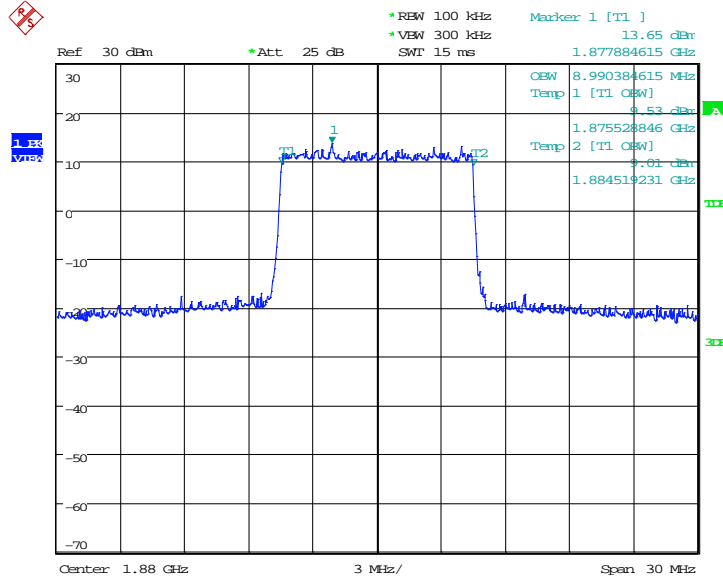


Date: 15.MAR.2019 19:34:57

**LTE band 2, 10MHz (99%)**

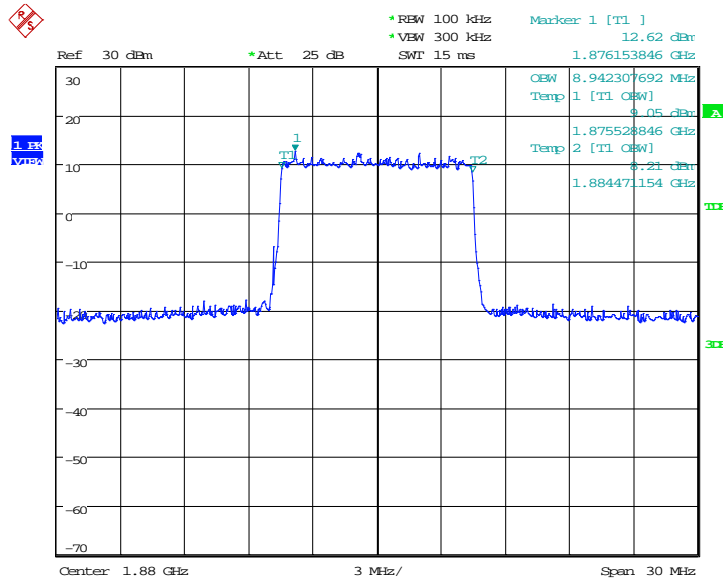
Frequency(MHz)	Occupied Bandwidth (99%)( kHz)	
1880.0	QPSK	16QAM
	8990.38	8942.31

**LTE band 2, 10MHz Bandwidth, QPSK (99% BW)**



Date: 15.MAR.2019 19:39:01

**LTE band 2, 10MHz Bandwidth, 16QAM (99% BW)**

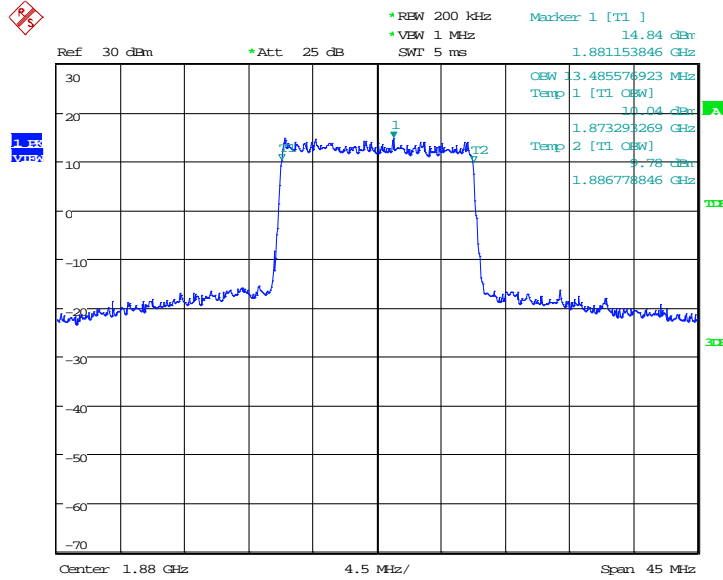


Date: 15.MAR.2019 19:39:15

**LTE band 2, 15MHz (99%)**

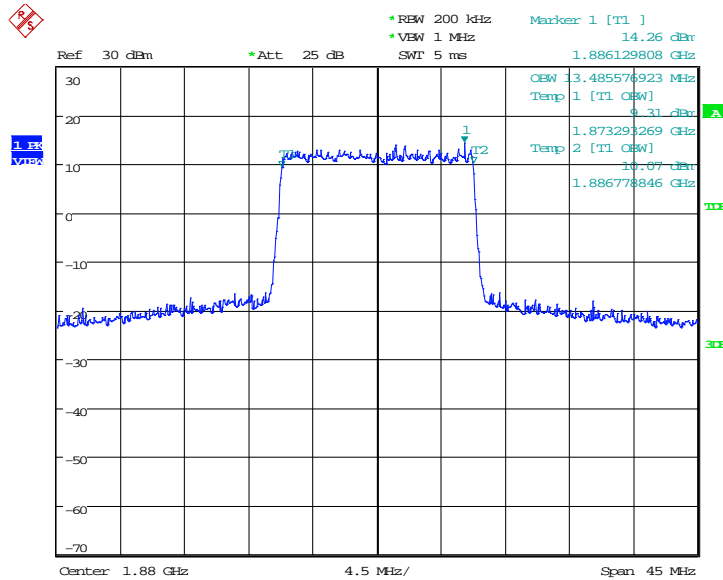
Frequency(MHz)	Occupied Bandwidth (99%)( kHz)	
1880.0	QPSK	16QAM
	13485.58	13485.58

**LTE band 2, 15MHz Bandwidth, QPSK (99% BW)**



Date: 15.MAR.2019 19:43:22

**LTE band 2, 15MHz Bandwidth, 16QAM (99% BW)**

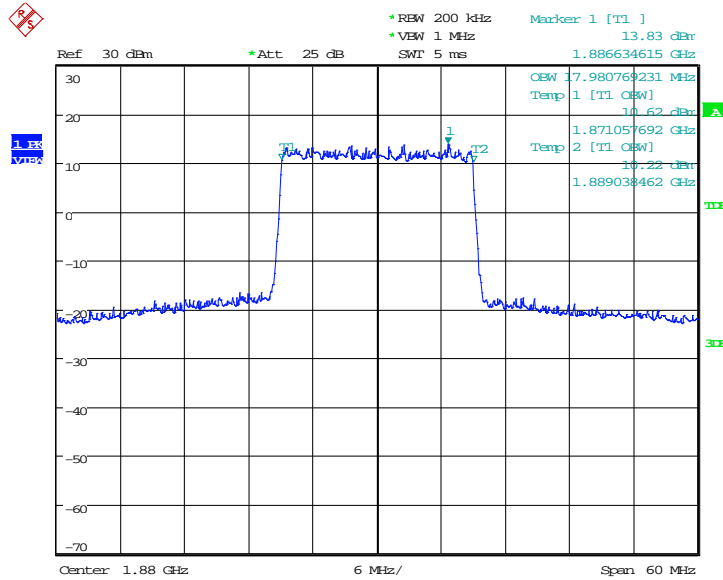


Date: 15.MAR.2019 19:43:36

**LTE band 2, 20MHz (99%)**

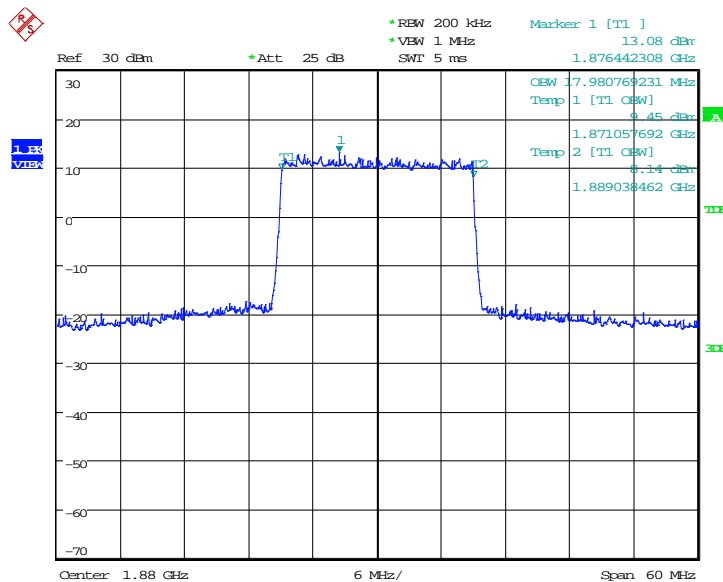
Frequency(MHz)	Occupied Bandwidth (99%)( kHz)	
1880.0	QPSK	16QAM
	17980.77	17980.77

**LTE band 2, 20MHz Bandwidth, QPSK (99% BW)**



Date: 15.MAR.2019 19:47:40

**LTE band 2, 20MHz Bandwidth, 16QAM (99% BW)**

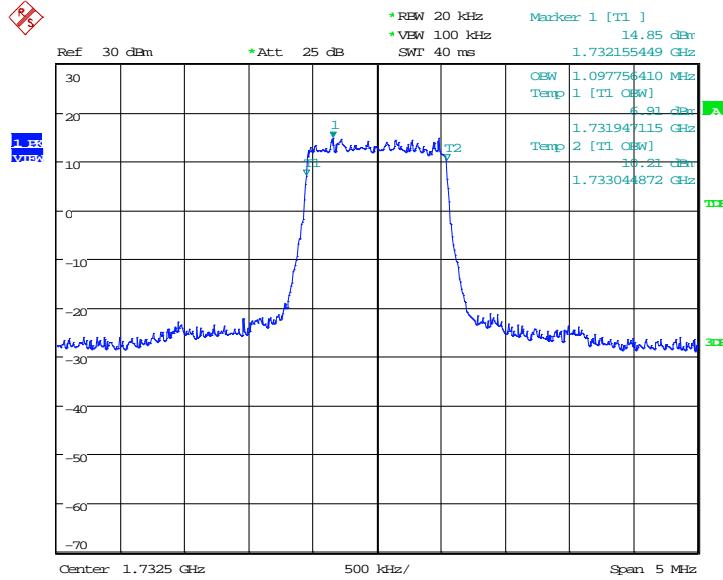


Date: 15.MAR.2019 19:47:54

**LTE band 4, 1.4MHz (99%)**

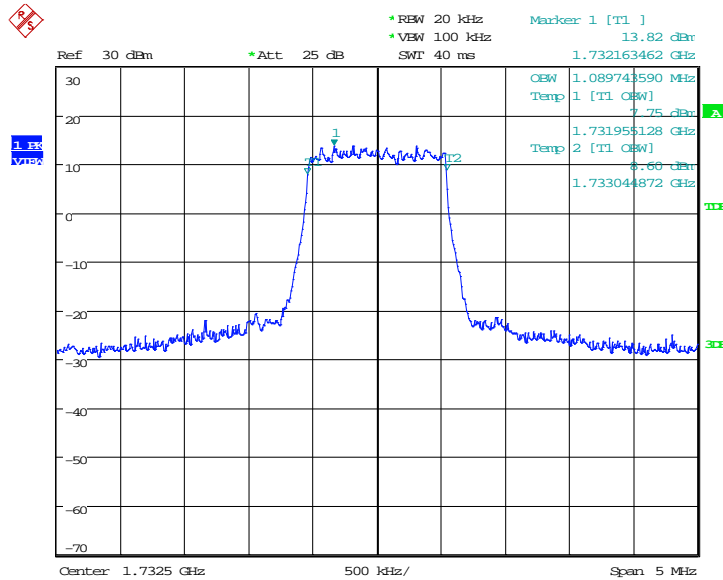
Frequency(MHz)	Occupied Bandwidth (99%)( kHz)	
1732.5	QPSK	16QAM
	1097.76	1089.74

**LTE band 4, 1.4MHz Bandwidth, QPSK (99% BW)**



Date: 15.MAR.2019 19:52:00

**LTE band 4, 1.4MHz Bandwidth, 16QAM (99% BW)**

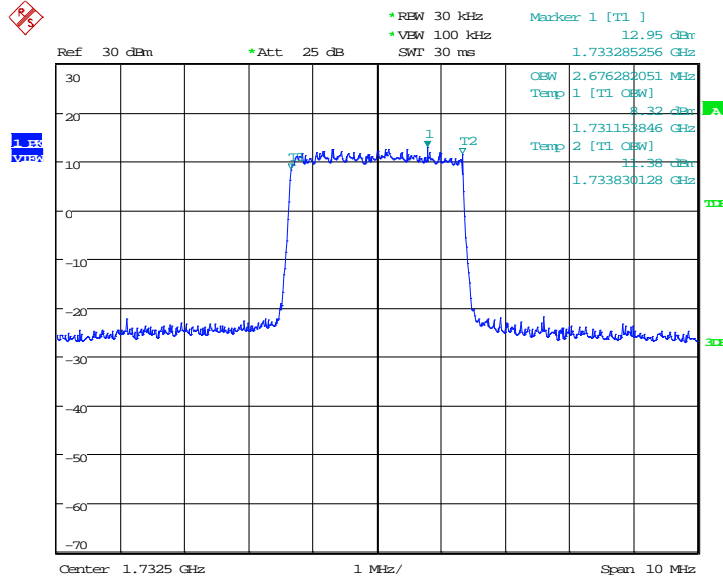


Date: 15.MAR.2019 19:52:14

**LTE band 4, 3MHz (99%)**

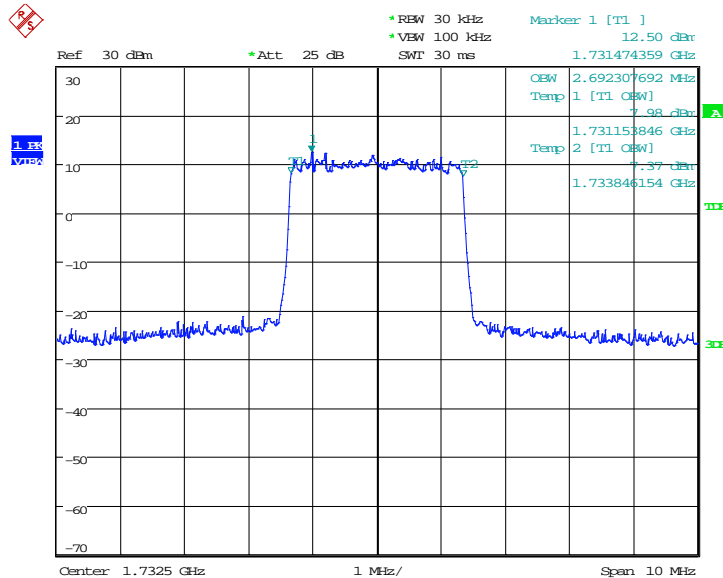
Frequency(MHz)	Occupied Bandwidth (99%)( kHz)	
1732.5	QPSK	16QAM
	2676.28	2692.31

**LTE band 4, 3MHz Bandwidth, QPSK (99% BW)**



Date: 15.MAR.2019 19:56:20

**LTE band 4, 3MHz Bandwidth, 16QAM (99% BW)**



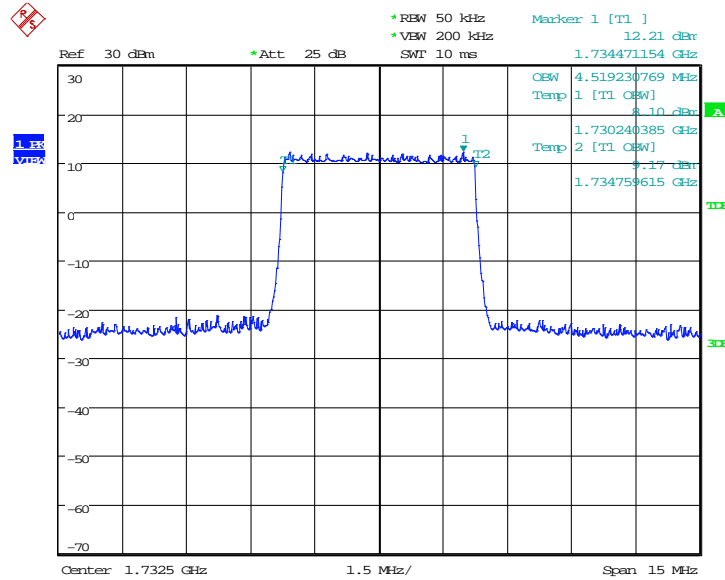
Date: 15.MAR.2019 19:56:34



**LTE band 4, 5MHz (99%)**

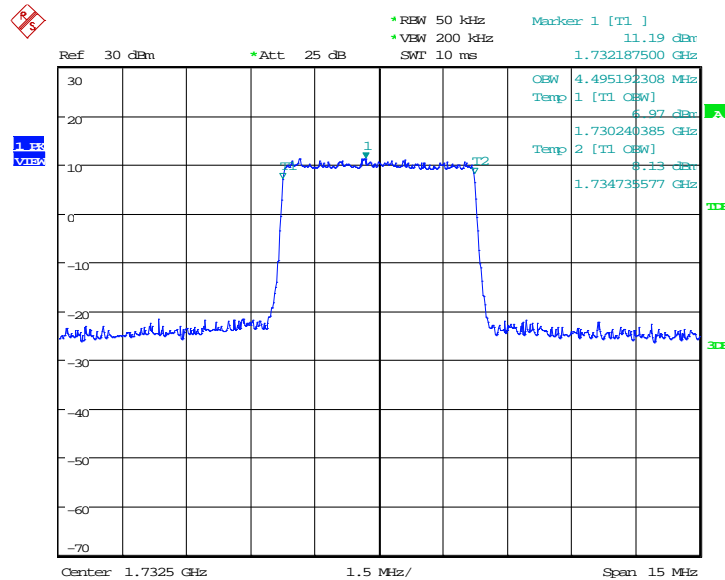
Frequency(MHz)	Occupied Bandwidth (99%)( kHz)	
1732.5	QPSK	16QAM
	4519.23	4495.19

**LTE band 4, 5MHz Bandwidth, QPSK (99% BW)**



Date: 15.MAR.2019 20:00:40

**LTE band 4, 5MHz Bandwidth,16QAM (99% BW)**

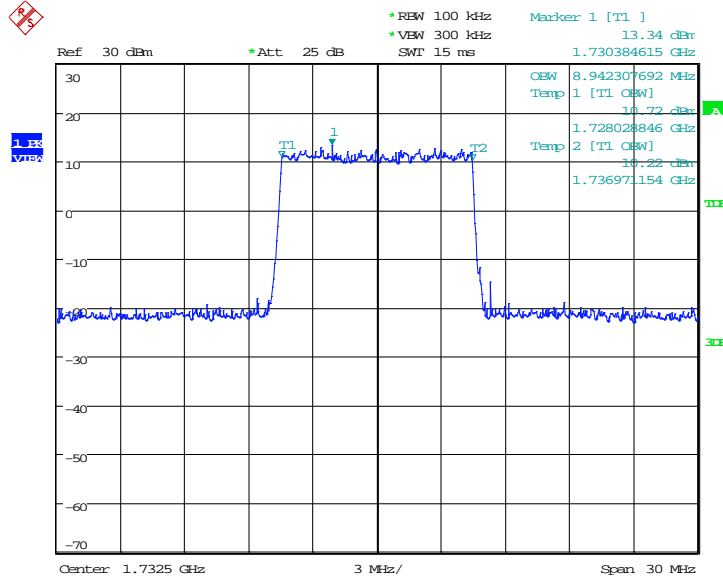


Date: 15.MAR.2019 20:00:54

**LTE band 4, 10MHz (99%)**

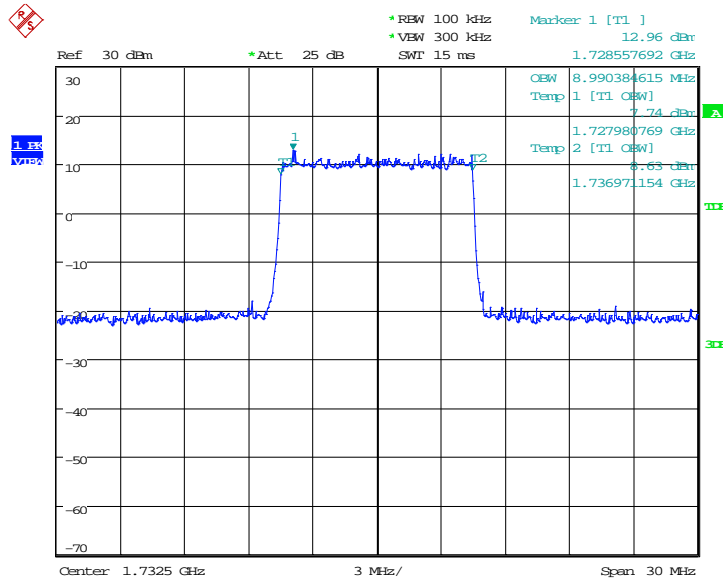
Frequency(MHz)	Occupied Bandwidth (99%)( kHz)	
1732.5	QPSK	16QAM
	8942.31	8990.38

**LTE band 4, 10MHz Bandwidth, QPSK (99% BW)**



Date: 15.MAR.2019 20:05:00

**LTE band 4, 10MHz Bandwidth, 16QAM (99% BW)**

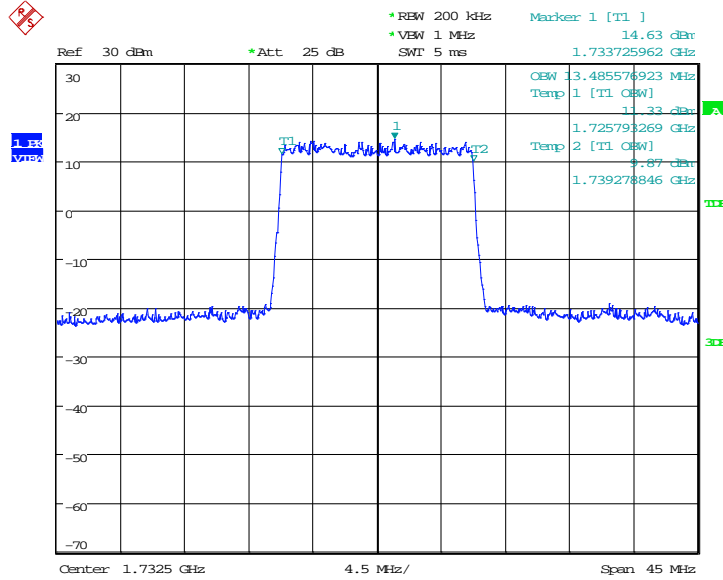


Date: 15.MAR.2019 20:05:14

**LTE band 4, 15MHz (99%)**

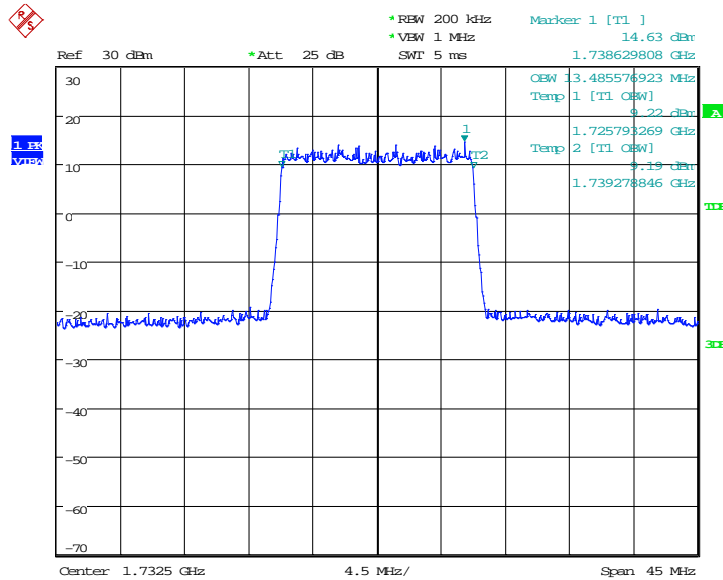
Frequency(MHz)	Occupied Bandwidth (99%)( kHz)	
1732.5	QPSK	16QAM
	13485.58	13485.58

**LTE band 4, 15MHz Bandwidth, QPSK (99% BW)**



Date: 15.MAR.2019 20:09:20

**LTE band 4, 15MHz Bandwidth, 16QAM (99% BW)**

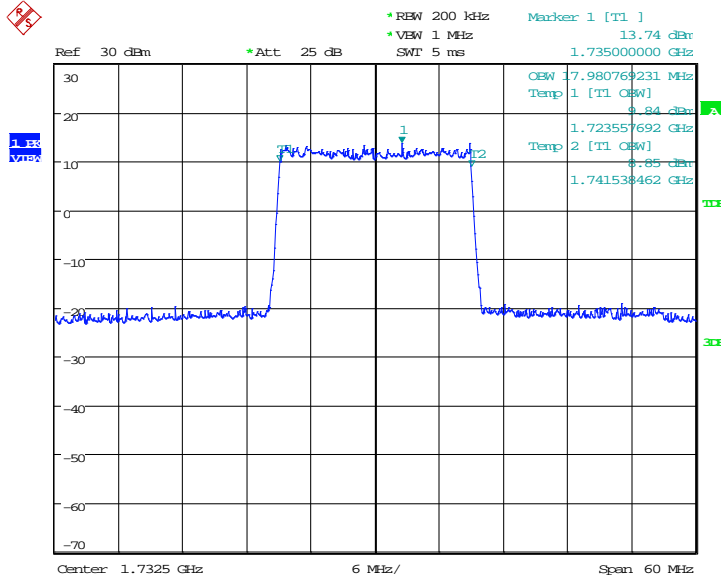


Date: 15.MAR.2019 20:09:34

**LTE band 4, 20MHz (99%)**

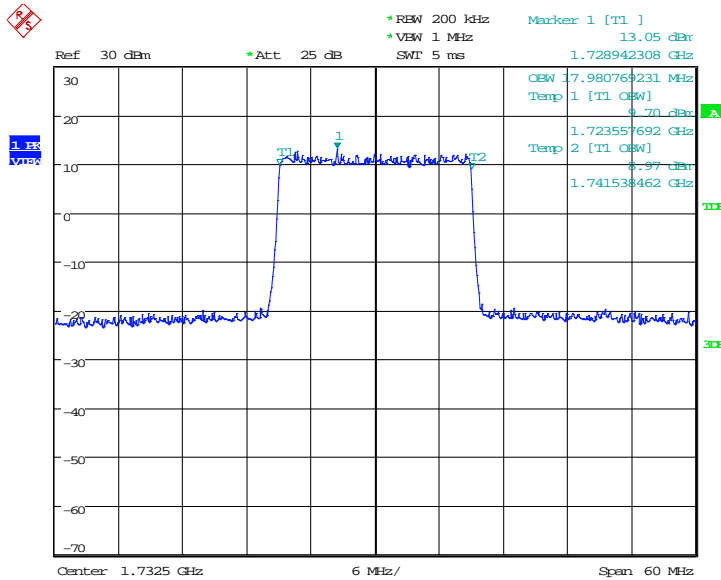
Frequency(MHz)	Occupied Bandwidth (99%)( kHz)	
1732.5	QPSK	16QAM
	17980.77	17980.77

**LTE band 4, 20MHz Bandwidth, QPSK (99% BW)**



Date: 15.MAR.2019 20:13:39

**LTE band 4, 20MHz Bandwidth, 16QAM (99% BW)**

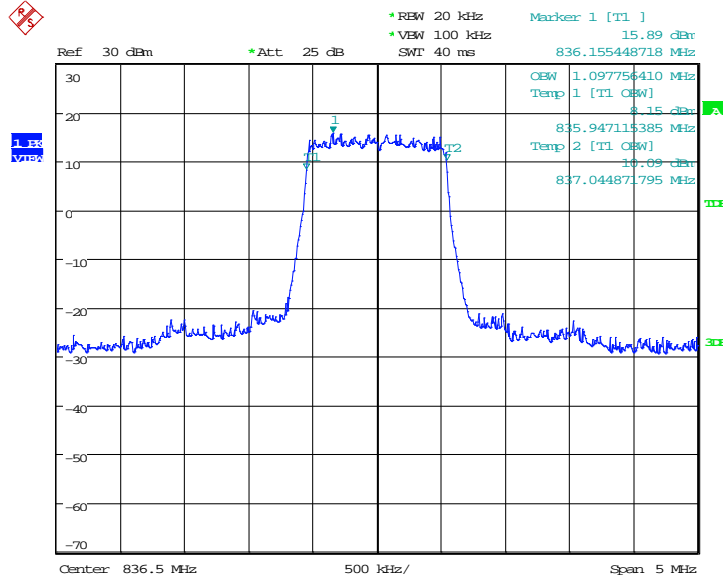


Date: 15.MAR.2019 20:13:52

**LTE band 5, 1.4MHz (99%)**

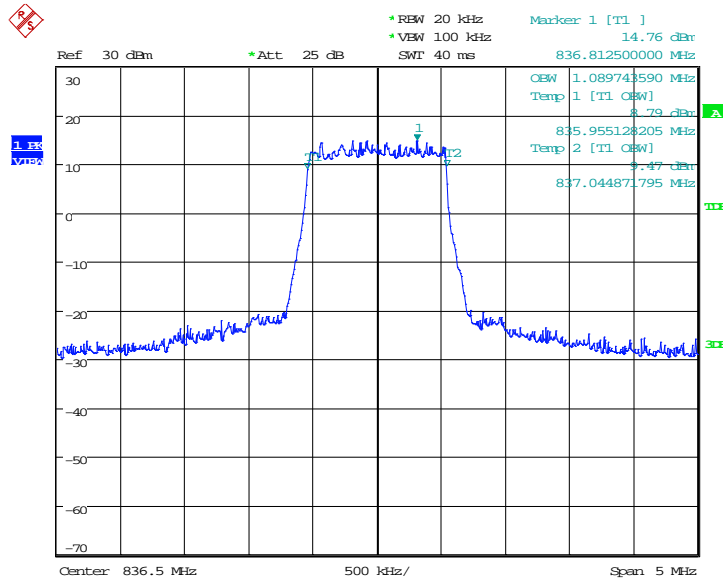
Frequency(MHz)	Occupied Bandwidth (99%)( kHz)	
	836.5	QPSK
	1097.76	1089.74

**LTE band 5, 1.4MHz Bandwidth, QPSK (99% BW)**



Date: 15.MAR.2019 19:08:44

**LTE band 5, 1.4MHz Bandwidth, 16QAM (99% BW)**

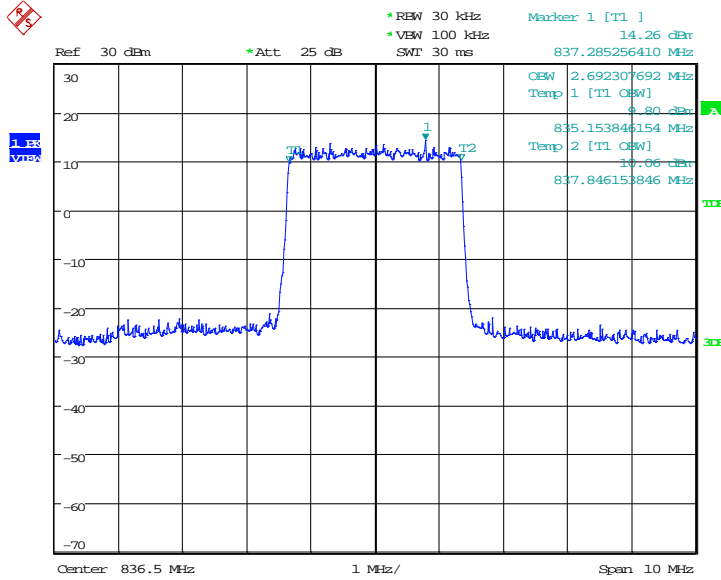


Date: 15.MAR.2019 19:08:58

**LTE band 5, 3MHz (99%)**

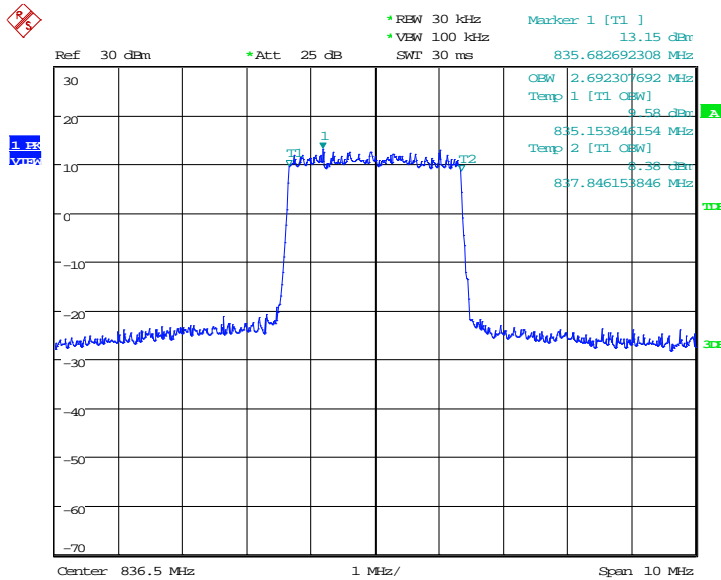
Frequency(MHz)	Occupied Bandwidth (99%)( kHz)	
836.5	QPSK	16QAM
	2692.31	2692.31

**LTE band 5, 3MHz Bandwidth, QPSK (99% BW)**



Date: 15.MAR.2019 19:13:02

**LTE band 5, 3MHz Bandwidth, 16QAM (99% BW)**

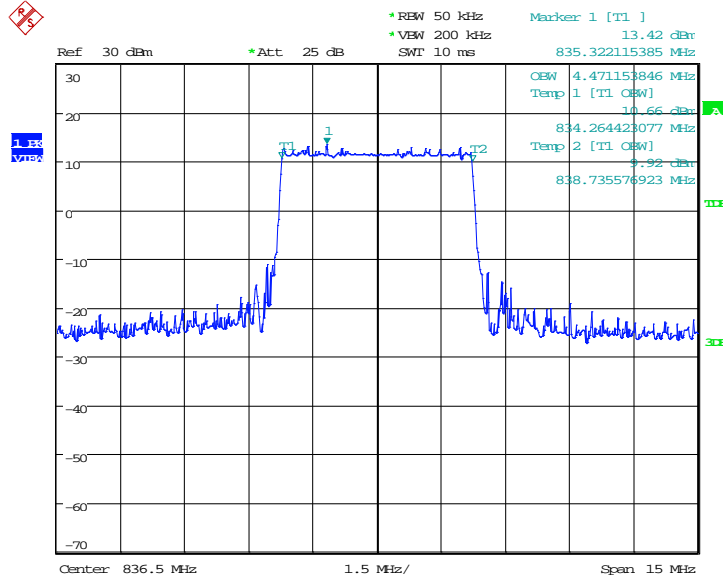


Date: 15.MAR.2019 19:13:16

**LTE band 5, 5MHz (99%)**

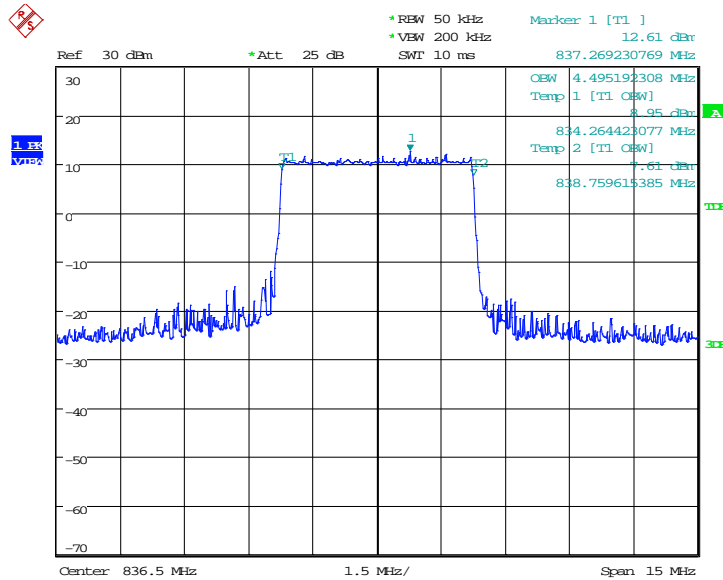
Frequency(MHz)	Occupied Bandwidth (99%)( kHz)	
	836.5	QPSK
4471.15		4495.19

**LTE band 5, 5MHz Bandwidth, QPSK (99% BW)**



Date: 15.MAR.2019 19:17:22

**LTE band 5, 5MHz Bandwidth,16QAM (99% BW)**

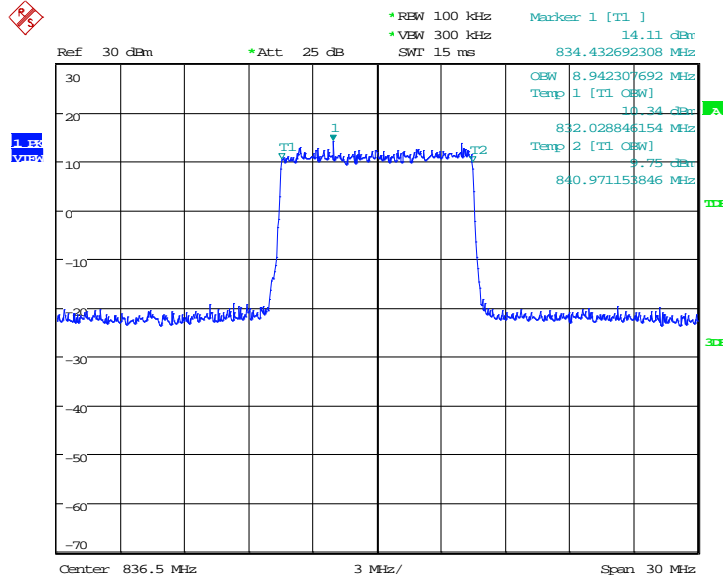


Date: 15.MAR.2019 19:17:35

**LTE band 5, 10MHz (99%)**

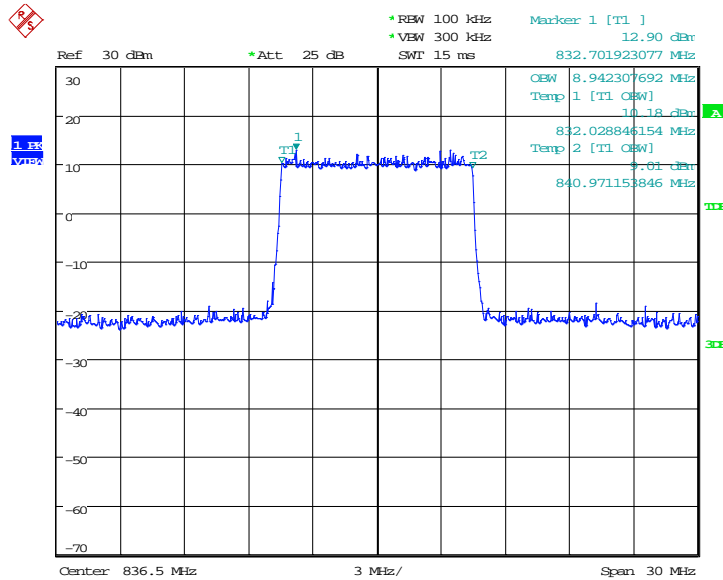
Frequency(MHz)	Occupied Bandwidth (99%)( kHz)	
836.5	QPSK	16QAM
	8942.31	8942.31

**LTE band 5, 10MHz Bandwidth, QPSK (99% BW)**



Date: 15.MAR.2019 19:21:42

**LTE band 5, 10MHz Bandwidth, 16QAM (99% BW)**



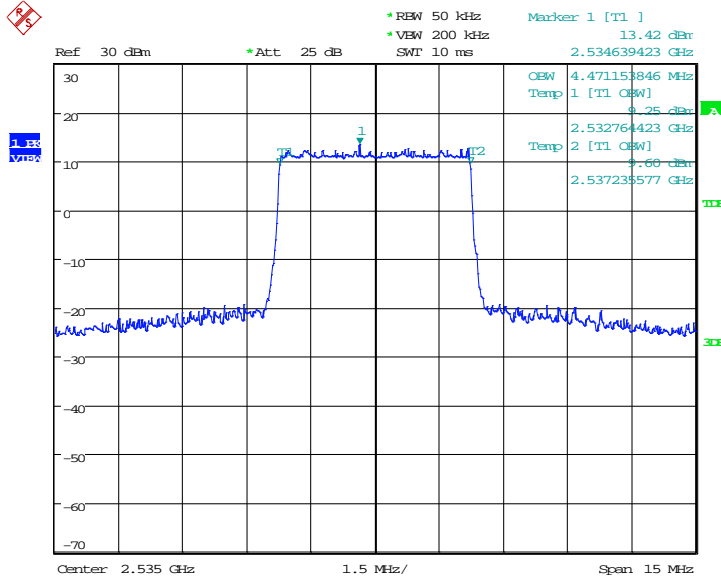
Date: 15.MAR.2019 19:21:55



**LTE band 7, 5MHz (99%)**

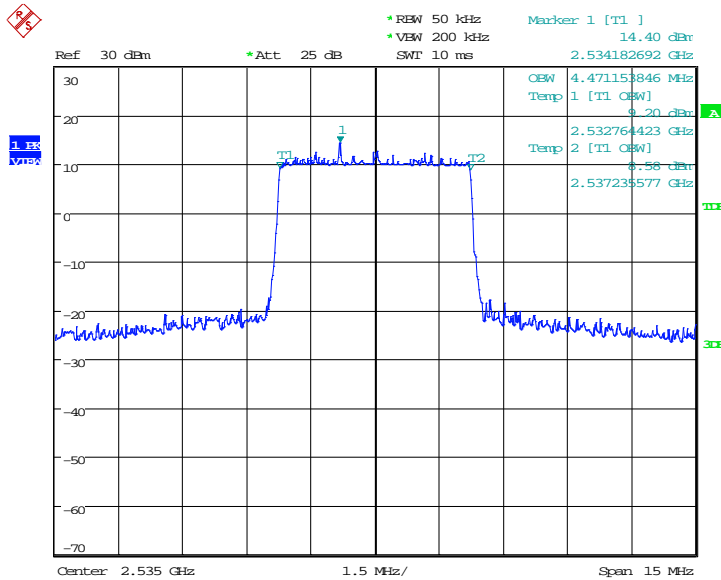
Frequency(MHz)	Occupied Bandwidth (99%)( kHz)	
2535.0	QPSK	16QAM
	4471.15	4471.15

**LTE band 7, 5MHz Bandwidth, QPSK (99% BW)**



Date: 15.MAR.2019 14:33:44

**LTE band 7, 5MHz Bandwidth,16QAM (99% BW)**

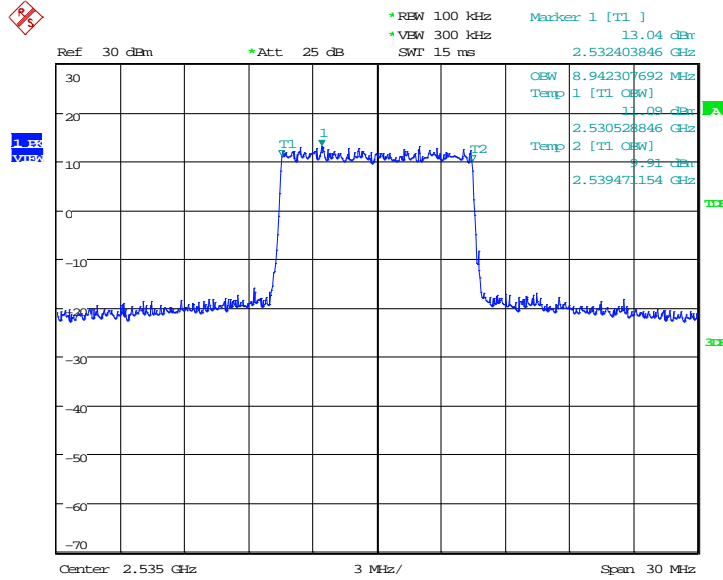


Date: 15.MAR.2019 14:33:58

**LTE band 7, 10MHz (99%)**

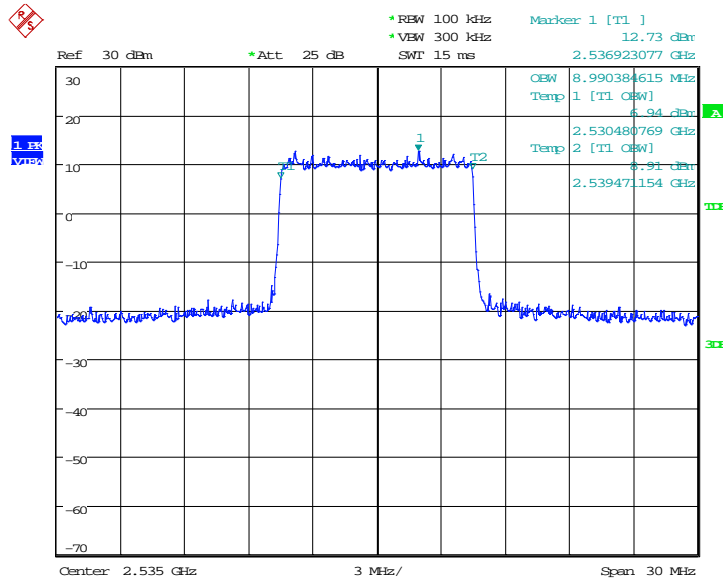
Frequency(MHz)	Occupied Bandwidth (99%)( kHz)	
2535.0	QPSK	16QAM
	8942.31	8990.38

**LTE band 7, 10MHz Bandwidth, QPSK (99% BW)**



Date: 15.MAR.2019 14:38:04

**LTE band 7, 10MHz Bandwidth, 16QAM (99% BW)**

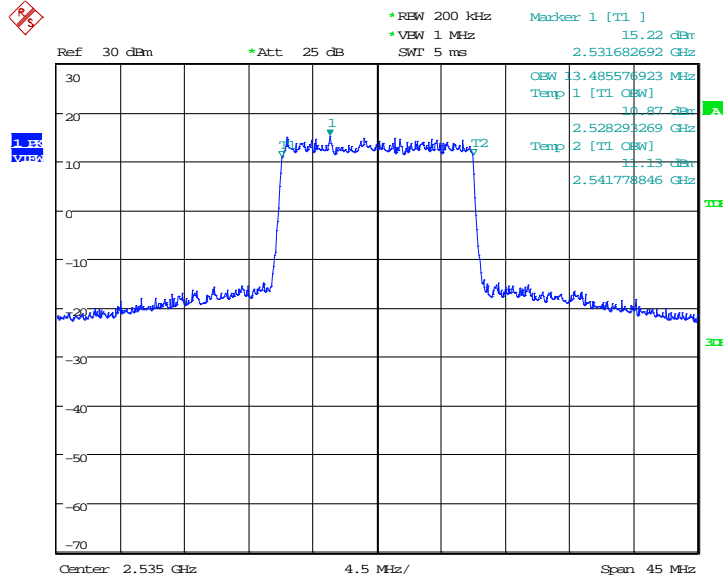


Date: 15.MAR.2019 14:38:18

**LTE band 7, 15MHz (99%)**

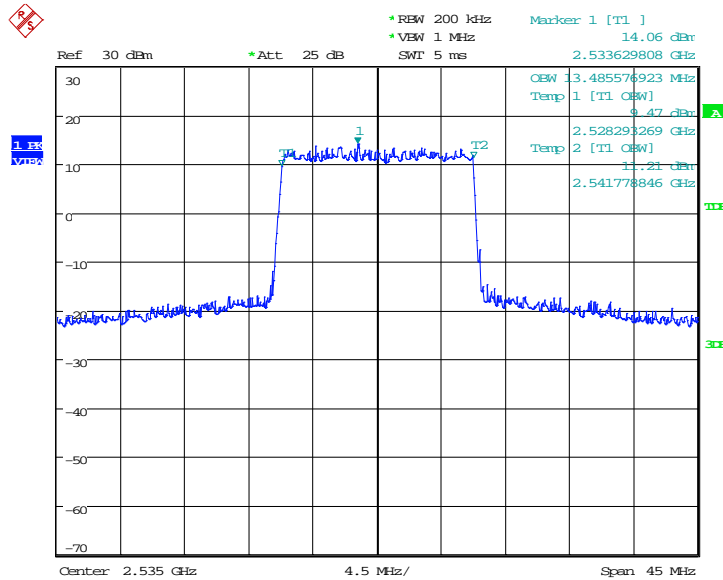
Frequency(MHz)	Occupied Bandwidth (99%)( kHz)	
2535.0	QPSK	16QAM
	13485.58	13485.58

**LTE band 7, 15MHz Bandwidth, QPSK (99% BW)**



Date: 15.MAR.2019 14:42:22

**LTE band 7, 15MHz Bandwidth, 16QAM (99% BW)**

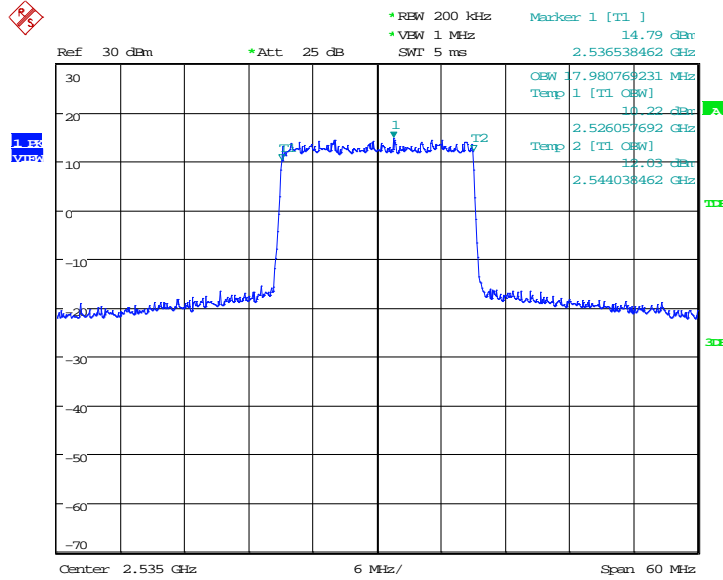


Date: 15.MAR.2019 14:42:36

**LTE band 7, 20MHz (99%)**

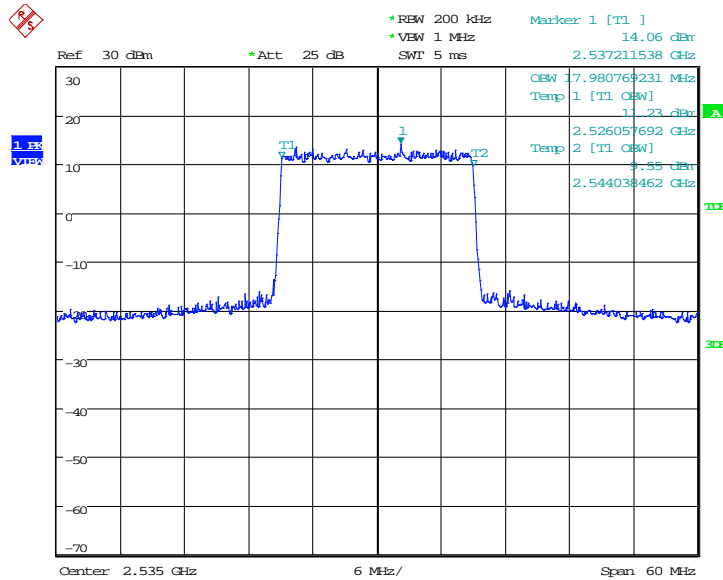
Frequency(MHz)	Occupied Bandwidth (99%)( kHz)	
2535.0	QPSK	16QAM
	17980.77	17980.77

**LTE band 7, 20MHz Bandwidth, QPSK (99% BW)**



Date: 15.MAR.2019 16:38:25

**LTE band 7, 20MHz Bandwidth, 16QAM (99% BW)**

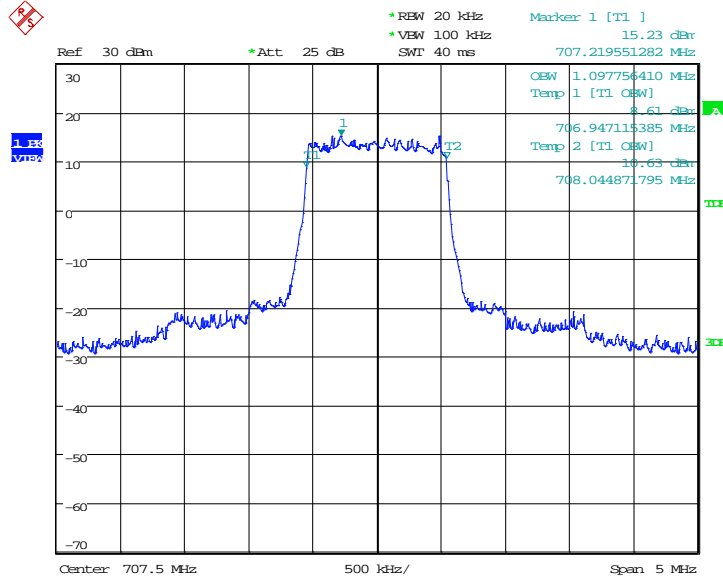


Date: 15.MAR.2019 16:38:39

**LTE band 12, 1.4MHz (99%)**

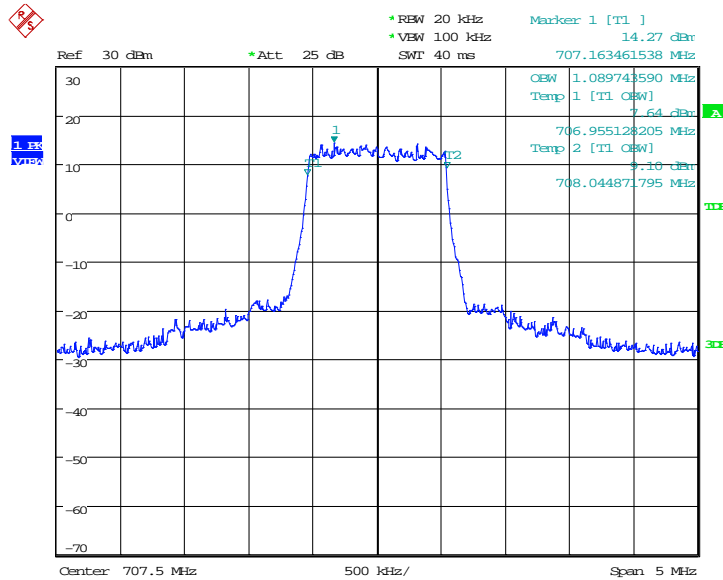
Frequency(MHz)	Occupied Bandwidth (99%)( kHz)	
707.5	QPSK	16QAM
	1097.76	1089.74

**LTE band 12, 1.4MHz Bandwidth, QPSK (99% BW)**



Date: 15.MAR.2019 20:17:59

**LTE band 12, 1.4MHz Bandwidth, 16QAM (99% BW)**

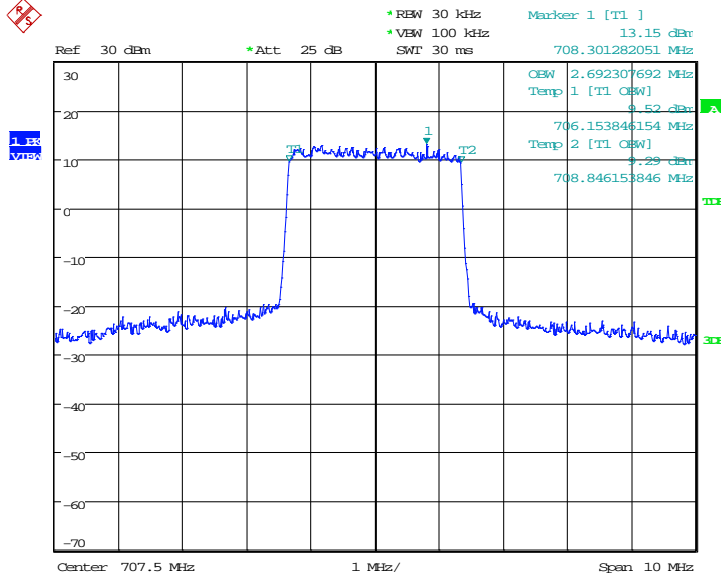


Date: 15.MAR.2019 20:18:13

**LTE band 12, 3MHz (99%)**

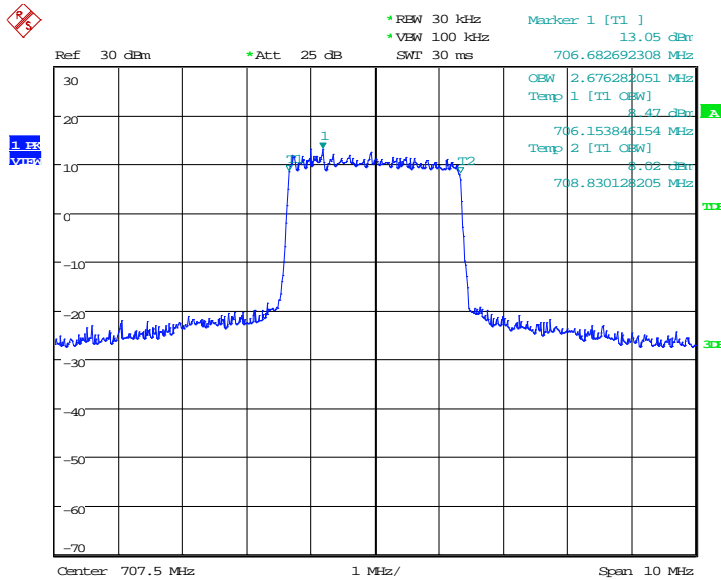
Frequency(MHz)	Occupied Bandwidth (99%)( kHz)	
707.5	QPSK	16QAM
	2692.31	2676.28

**LTE band 12, 3MHz Bandwidth, QPSK (99% BW)**



Date: 15.MAR.2019 20:22:19

**LTE band 12, 3MHz Bandwidth, 16QAM (99% BW)**

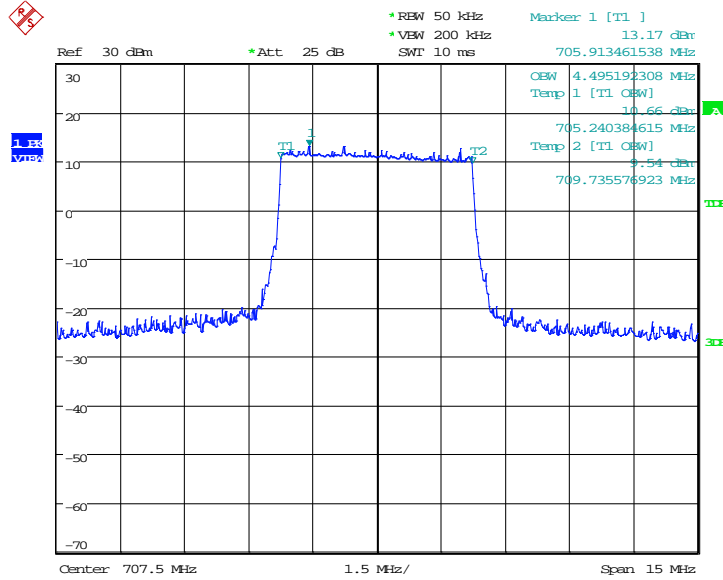


Date: 15.MAR.2019 20:22:32

**LTE band 12, 5MHz (99%)**

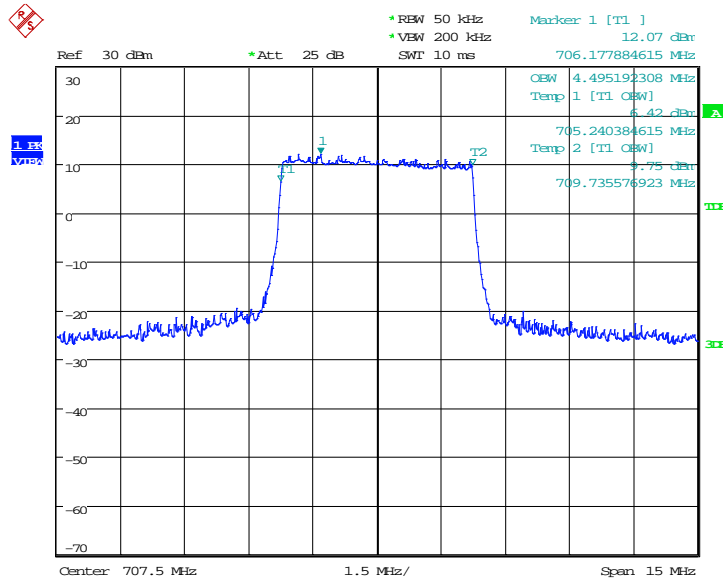
Frequency(MHz)	Occupied Bandwidth (99%)( kHz)	
707.5	QPSK	16QAM
	4495.19	4495.19

**LTE band 12, 5MHz Bandwidth, QPSK (99% BW)**



Date: 15.MAR.2019 20:26:36

**LTE band 12, 5MHz Bandwidth,16QAM (99% BW)**

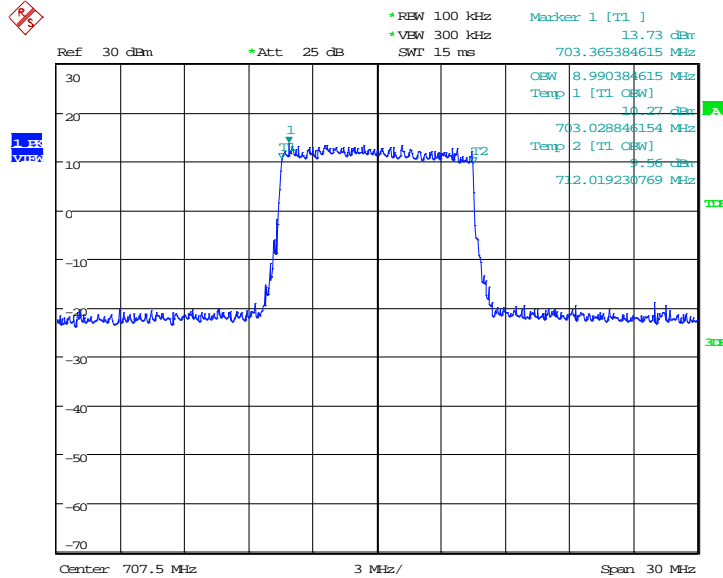


Date: 15.MAR.2019 20:26:50

**LTE band 12, 10MHz (99%)**

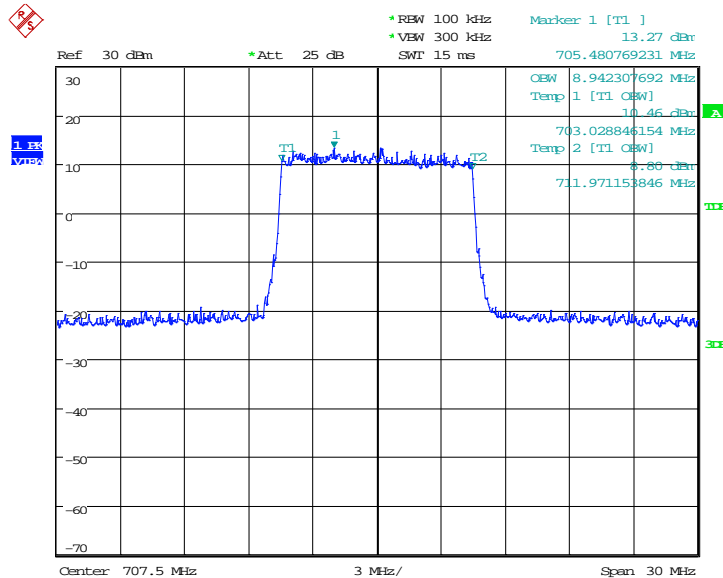
Frequency(MHz)	Occupied Bandwidth (99%)( kHz)	
707.5	QPSK	16QAM
	8990.38	8942.31

**LTE band 12, 10MHz Bandwidth, QPSK (99% BW)**



Date: 15.MAR.2019 21:31:37

**LTE band 12, 10MHz Bandwidth, 16QAM (99% BW)**



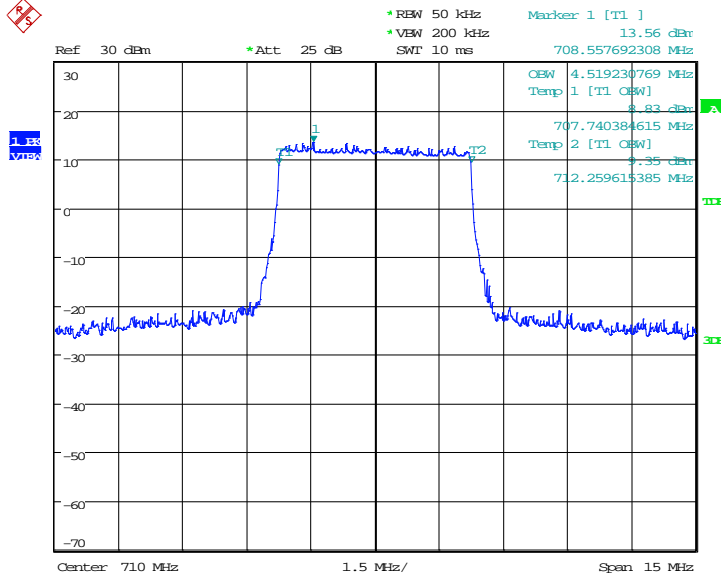
Date: 15.MAR.2019 21:31:50



**LTE band 17, 5MHz (99%)**

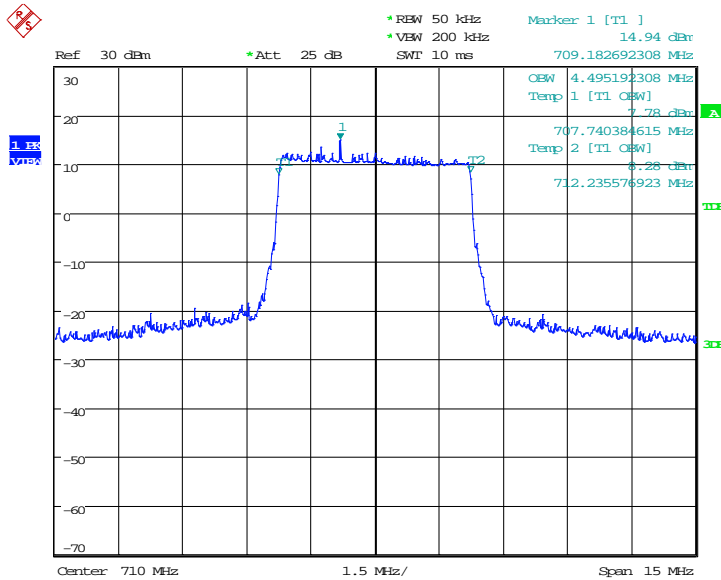
Frequency(MHz)	Occupied Bandwidth (99%)( kHz)	
710.0	QPSK	16QAM
	4519.23	4495.19

**LTE band 17, 5MHz Bandwidth, QPSK (99% BW)**



Date: 15.MAR.2019 22:36:10

**LTE band 17, 5MHz Bandwidth,16QAM (99% BW)**

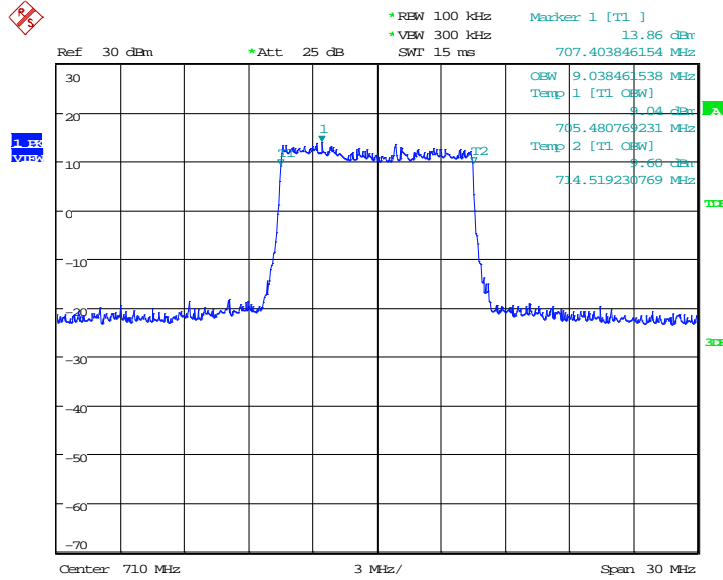


Date: 15.MAR.2019 22:36:24

**LTE band 17, 10MHz (99%)**

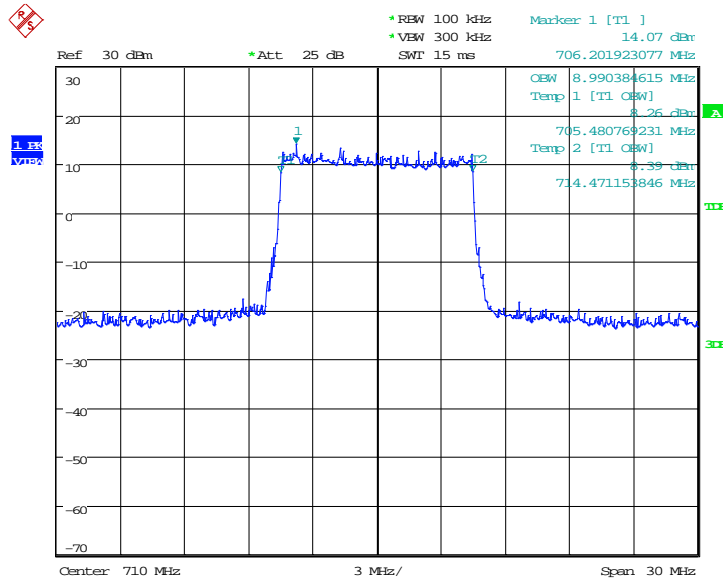
Frequency(MHz)	Occupied Bandwidth (99%)( kHz)	
710.0	QPSK	16QAM
	9038.46	8990.38

**LTE band 17, 10MHz Bandwidth, QPSK (99% BW)**



Date: 15.MAR.2019 22:40:28

**LTE band 17, 10MHz Bandwidth, 16QAM (99% BW)**

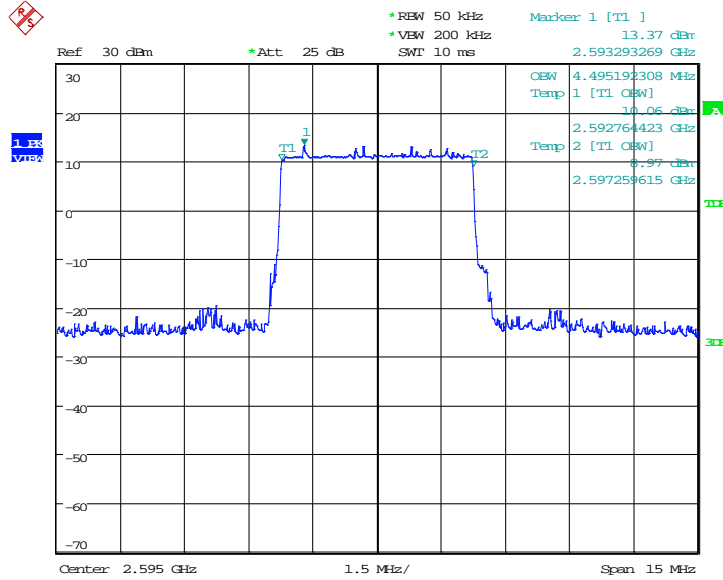


Date: 15.MAR.2019 22:40:42

**LTE band 38, 5MHz (99%)**

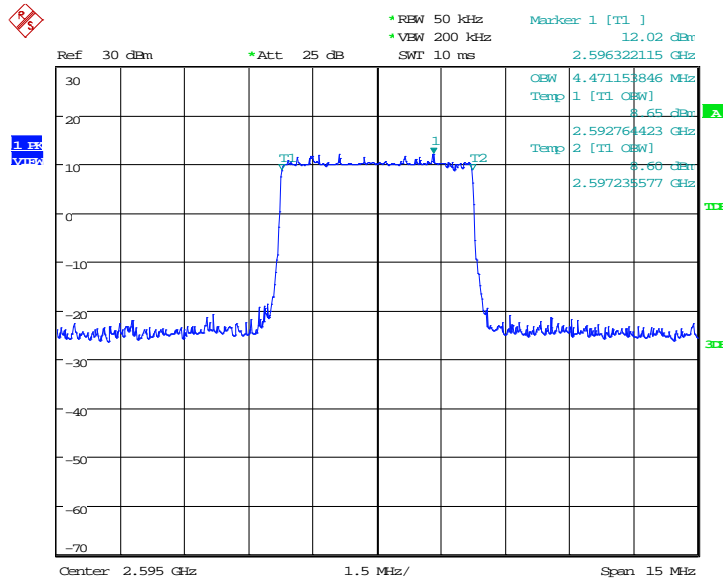
Frequency(MHz)	Occupied Bandwidth (99%)( kHz)	
2595.0	QPSK	16QAM
	4495.19	4471.15

**LTE band 38, 5MHz Bandwidth, QPSK (99% BW)**



Date: 15.MAR.2019 16:42:47

**LTE band 38, 5MHz Bandwidth,16QAM (99% BW)**

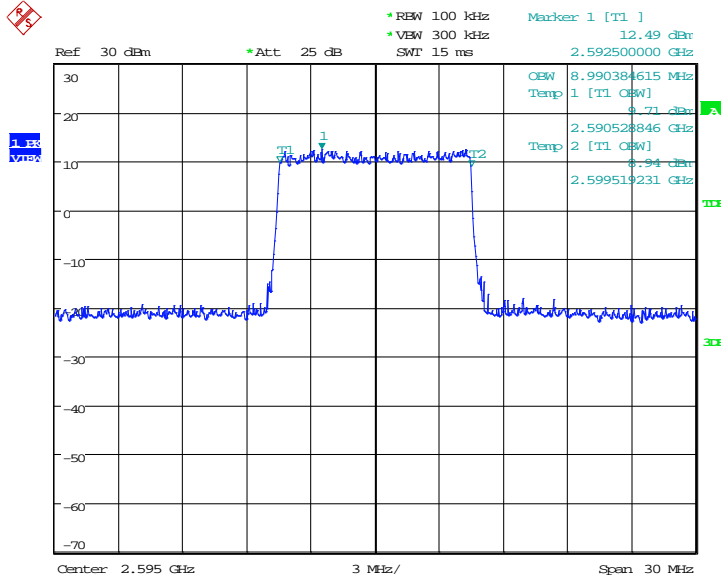


Date: 15.MAR.2019 16:43:00

**LTE band 38, 10MHz (99%)**

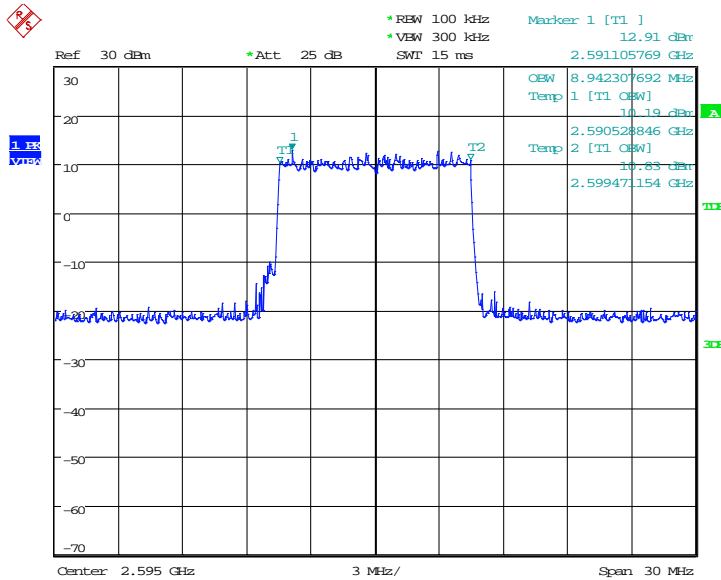
Frequency(MHz)	Occupied Bandwidth (99%)( kHz)	
2595.0	QPSK	16QAM
	8990.38	8942.31

**LTE band 38, 10MHz Bandwidth, QPSK (99% BW)**



Date: 15.MAR.2019 16:47:05

**LTE band 38, 10MHz Bandwidth, 16QAM (99% BW)**

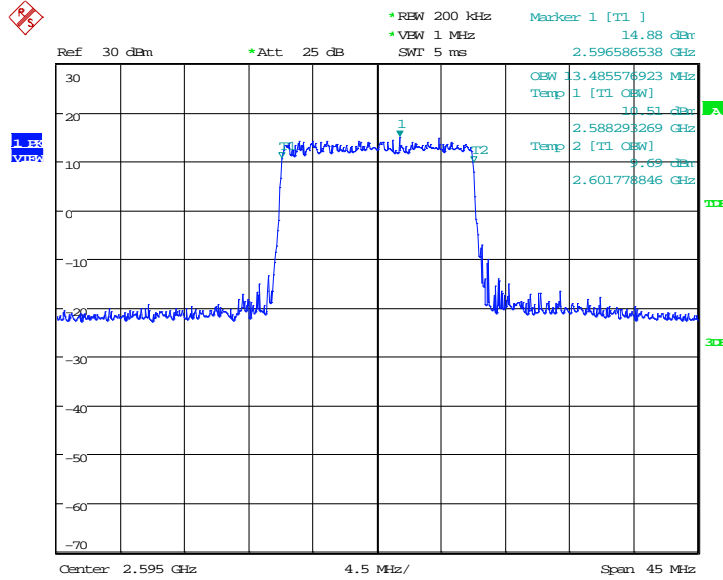


Date: 15.MAR.2019 16:47:19

**LTE band 38, 15MHz (99%)**

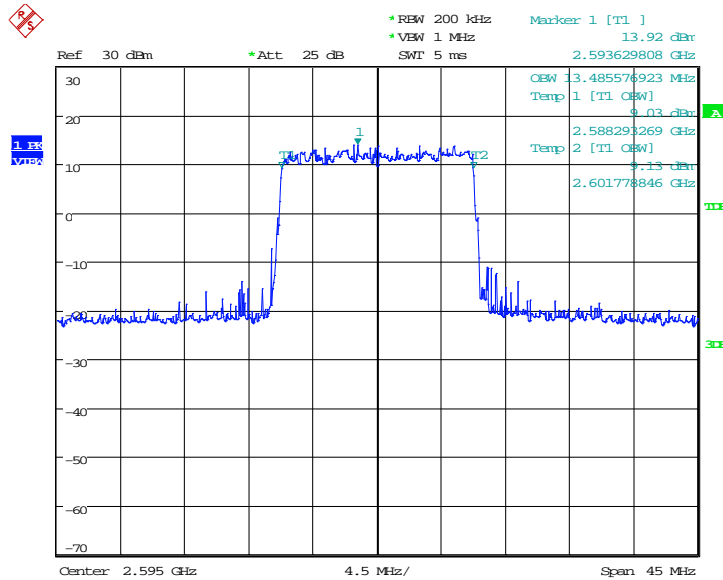
Frequency(MHz)	Occupied Bandwidth (99%)( kHz)	
2595.0	QPSK	16QAM
	13485.58	13485.58

**LTE band 38, 15MHz Bandwidth, QPSK (99% BW)**



Date: 15.MAR.2019 16:51:23

**LTE band 38, 15MHz Bandwidth, 16QAM (99% BW)**

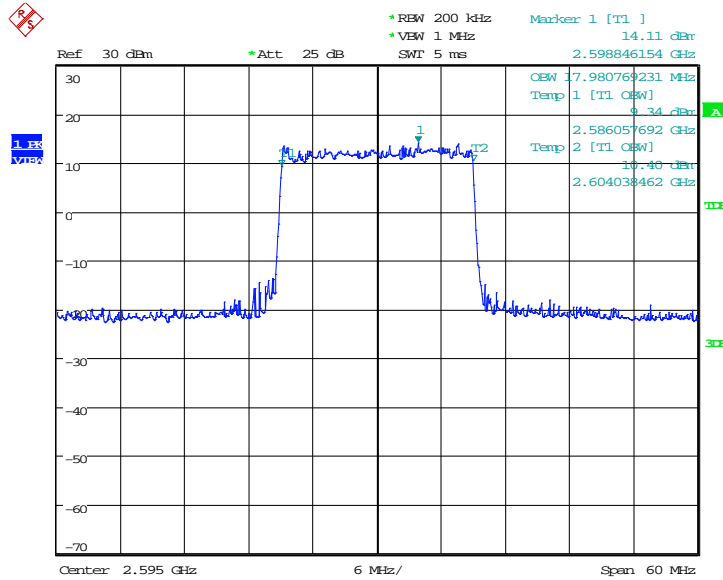


Date: 15.MAR.2019 16:51:37

**LTE band 38, 20MHz (99%)**

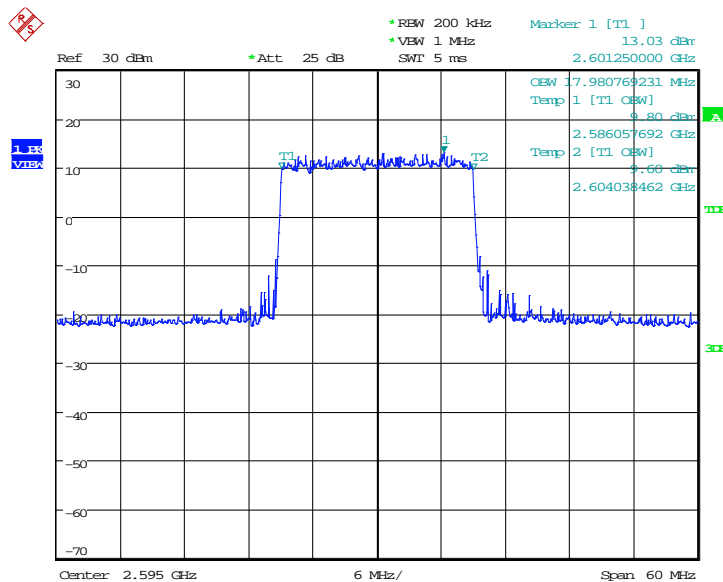
Frequency(MHz)	Occupied Bandwidth (99%)( kHz)	
2595.0	QPSK	16QAM
	17980.77	17980.77

**LTE band 38, 20MHz Bandwidth, QPSK (99% BW)**



Date: 15.MAR.2019 16:56:13

**LTE band 38, 20MHz Bandwidth, 16QAM (99% BW)**

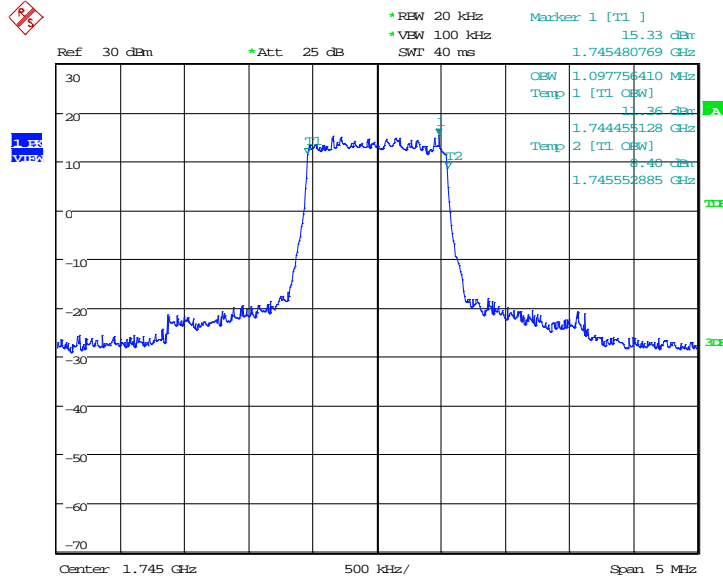


Date: 15.MAR.2019 16:56:27

**LTE band 66, 1.4MHz (99%)**

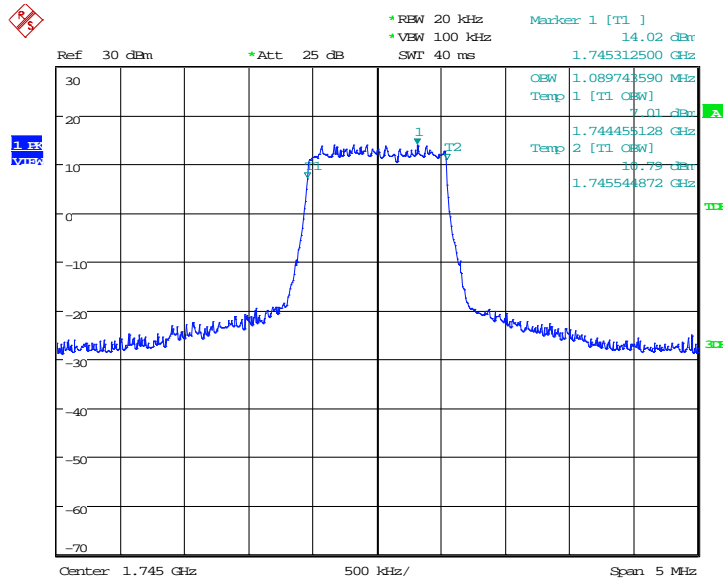
Frequency(MHz)	Occupied Bandwidth (99%)( kHz)	
1745.0	QPSK	16QAM
	1097.76	1089.74

**LTE band 66, 1.4MHz Bandwidth, QPSK (99% BW)**



Date: 15.MAR.2019 22:44:48

**LTE band 66, 1.4MHz Bandwidth, 16QAM (99% BW)**

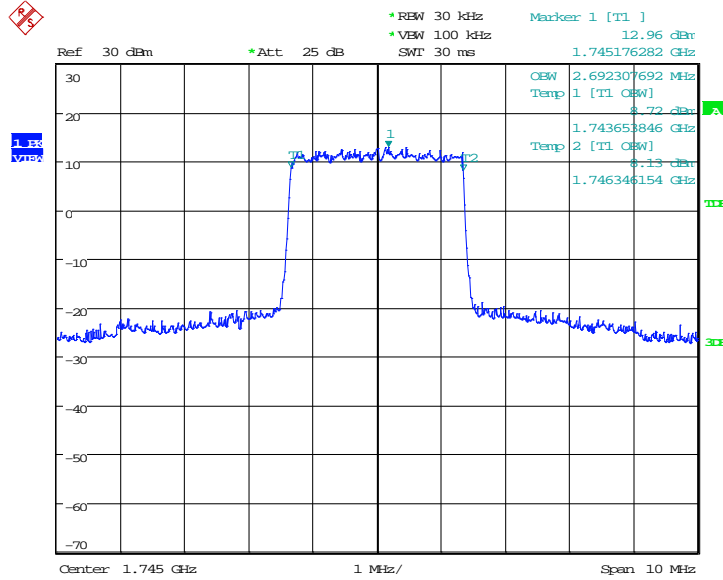


Date: 15.MAR.2019 22:45:02

**LTE band 66, 3MHz (99%)**

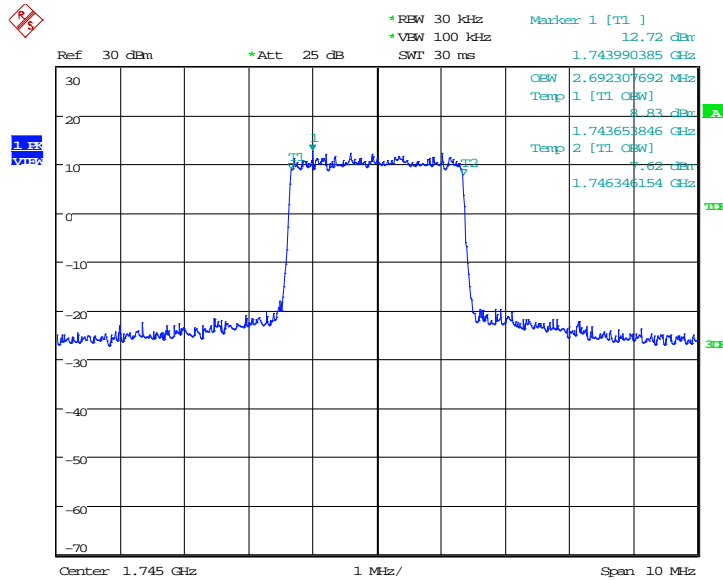
Frequency(MHz)	Occupied Bandwidth (99%)( kHz)	
1745.0	QPSK	16QAM
	2692.31	2692.31

**LTE band 66, 3MHz Bandwidth, QPSK (99% BW)**



Date: 15.MAR.2019 22:49:06

**LTE band 66, 3MHz Bandwidth, 16QAM (99% BW)**



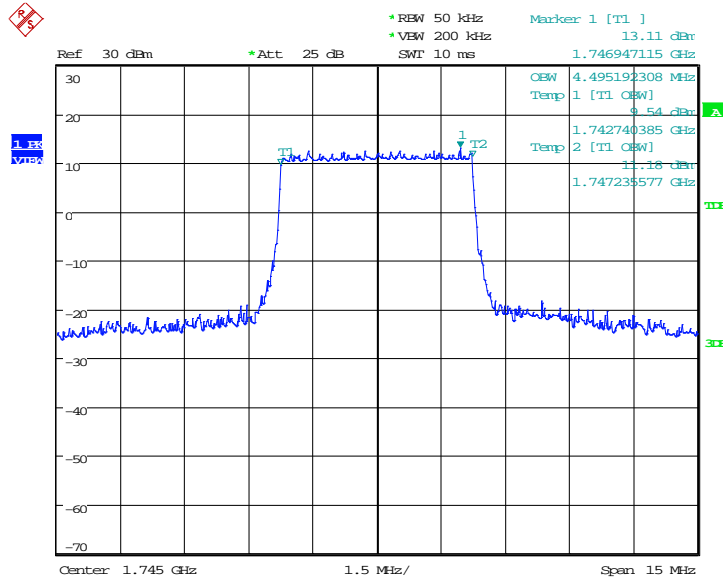
Date: 15.MAR.2019 22:49:20



**LTE band 66, 5MHz (99%)**

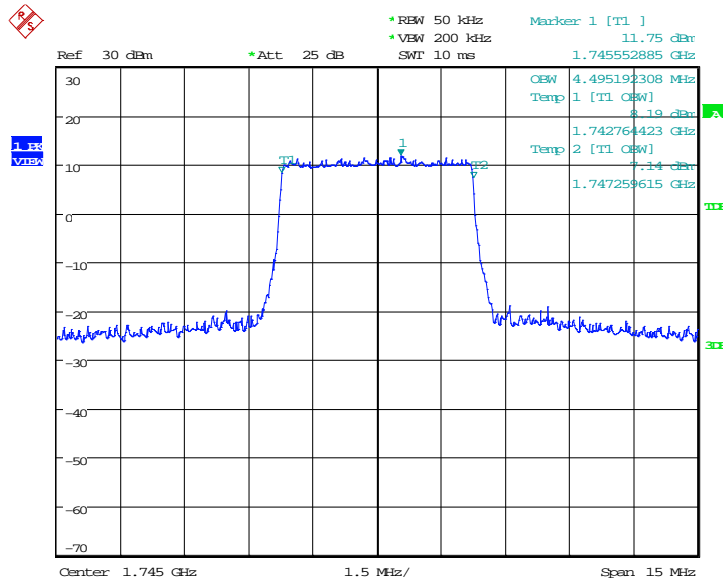
Frequency(MHz)	Occupied Bandwidth (99%)( kHz)	
1745.0	QPSK	16QAM
	4495.19	4495.19

**LTE band 66, 5MHz Bandwidth, QPSK (99% BW)**



Date: 15.MAR.2019 22:53:26

**LTE band 66, 5MHz Bandwidth,16QAM (99% BW)**

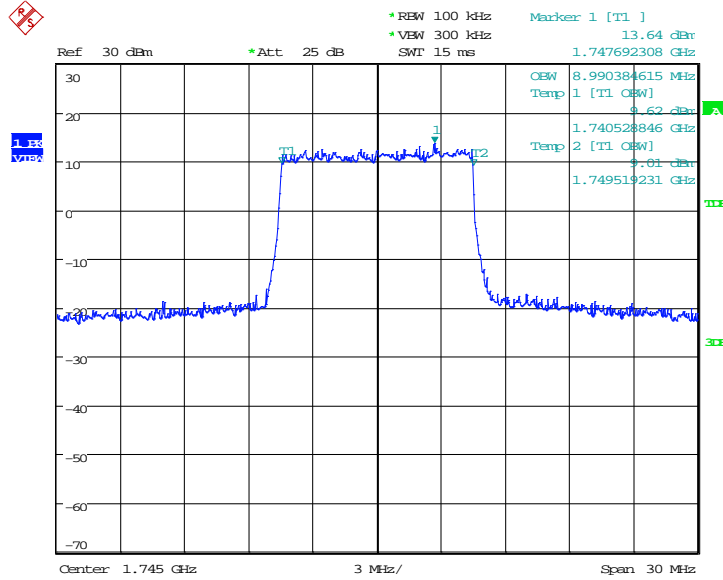


Date: 15.MAR.2019 22:53:40

**LTE band 66, 10MHz (99%)**

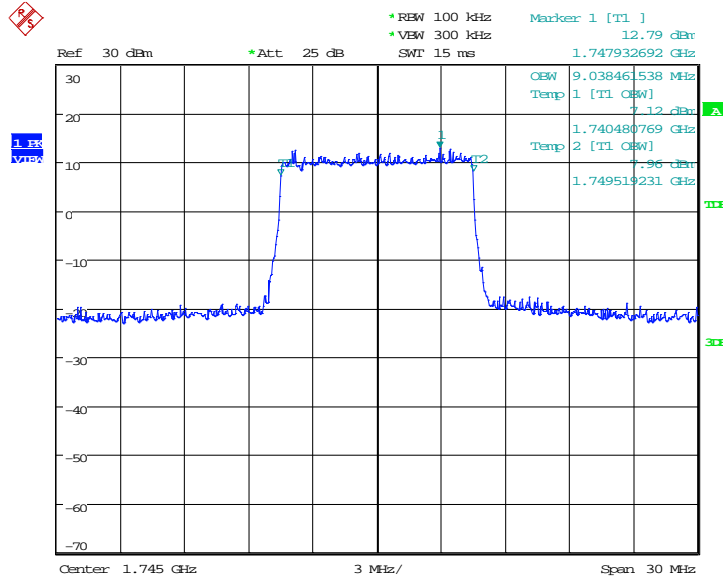
Frequency(MHz)	Occupied Bandwidth (99%)( kHz)	
1745.0	QPSK	16QAM
	8990.38	9038.46

**LTE band 66, 10MHz Bandwidth, QPSK (99% BW)**



Date: 15.MAR.2019 22:57:44

**LTE band 66, 10MHz Bandwidth, 16QAM (99% BW)**

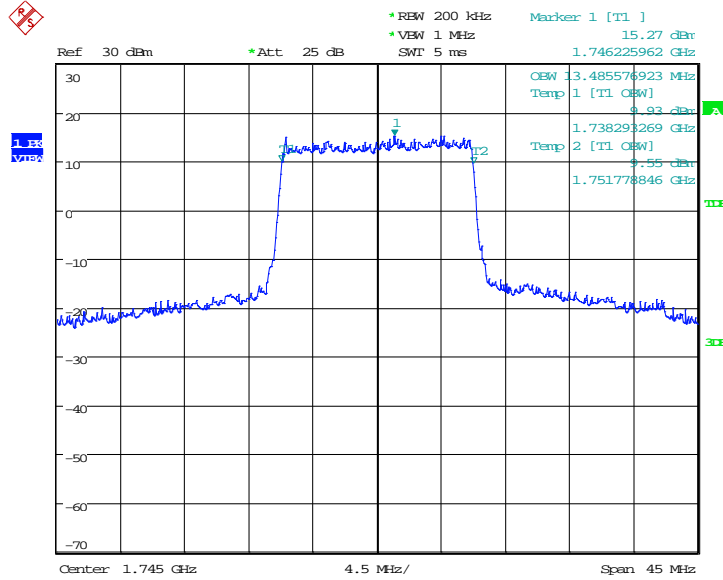


Date: 15.MAR.2019 22:57:58

**LTE band 66, 15MHz (99%)**

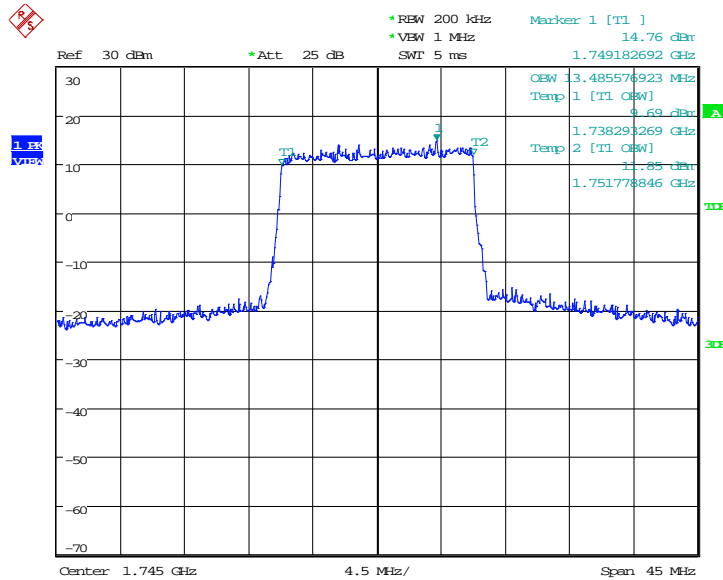
Frequency(MHz)	Occupied Bandwidth (99%)( kHz)	
1745.0	QPSK	16QAM
	13485.58	13485.58

**LTE band 66, 15MHz Bandwidth, QPSK (99% BW)**



Date: 15.MAR.2019 23:02:02

**LTE band 66, 15MHz Bandwidth, 16QAM (99% BW)**

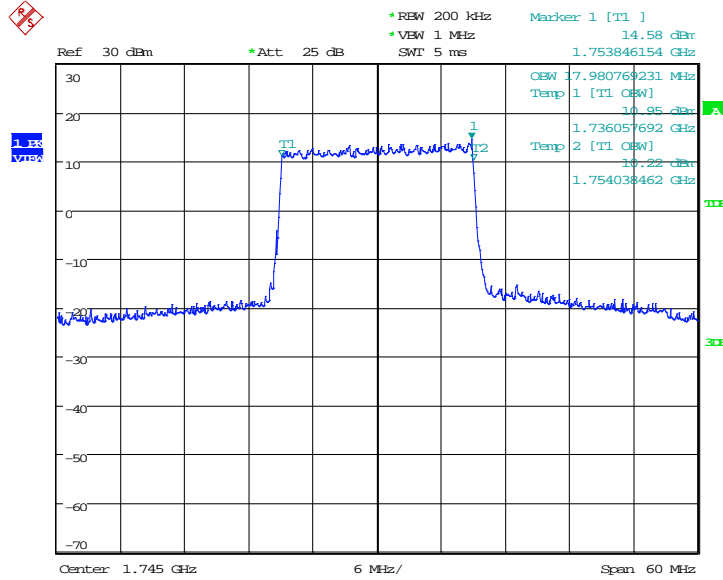


Date: 15.MAR.2019 23:02:16

**LTE band 66, 20MHz (99%)**

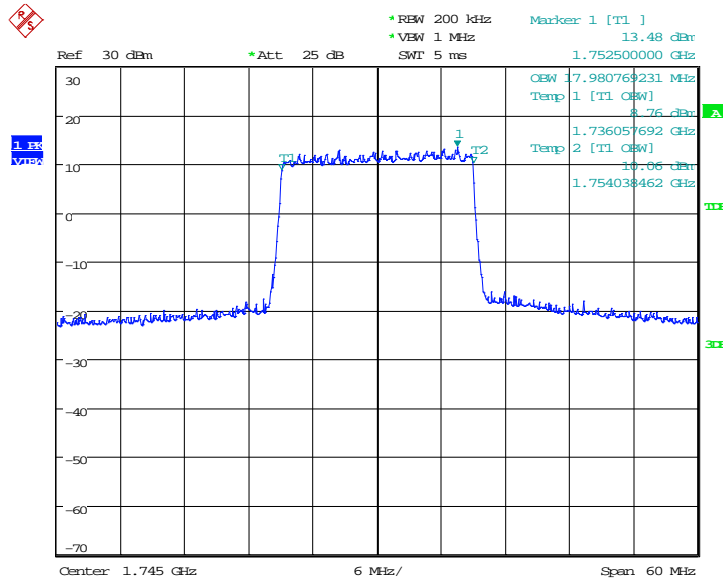
Frequency(MHz)	Occupied Bandwidth (99%)( kHz)	
1745.0	QPSK	16QAM
	17980.77	17980.77

**LTE band 66, 20MHz Bandwidth, QPSK (99% BW)**



Date: 15.MAR.2019 23:06:20

**LTE band 66, 20MHz Bandwidth, 16QAM (99% BW)**



Date: 15.MAR.2019 23:06:34

Note: Expanded measurement uncertainty is  $U = 3428\text{Hz}$ ,  $k = 2$

## A.5 EMISSION BANDWIDTH

### Reference

FCC: CFR Part 2.1049, 22.917, 24.238, 27.53

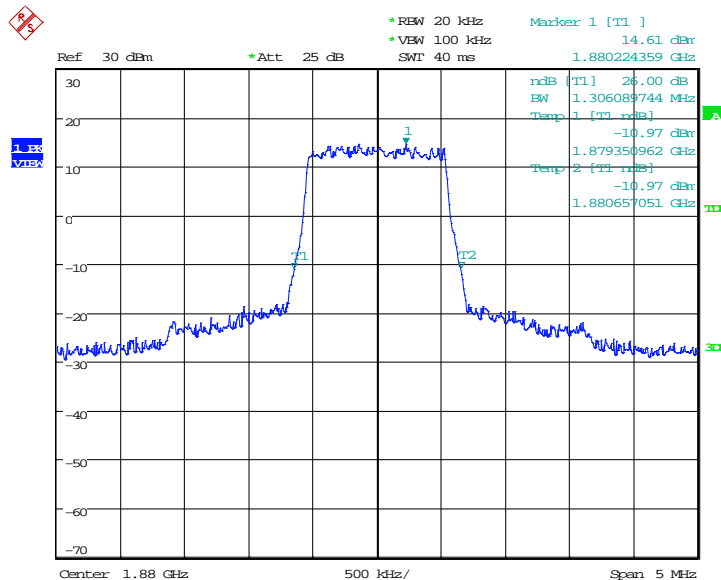
### A.5.1 Emission Bandwidth Results

The emission bandwidth is defined as the width of the signal between two points, one below the carrier center frequency and one above the carrier center frequency, outside of which all emissions are attenuated at least 26 dB below the transmitter power. Table below lists the measured -26dBc BW. Spectrum analyzer plots are included on the following pages.

#### LTE band 2, 1.4MHz (-26dBc)

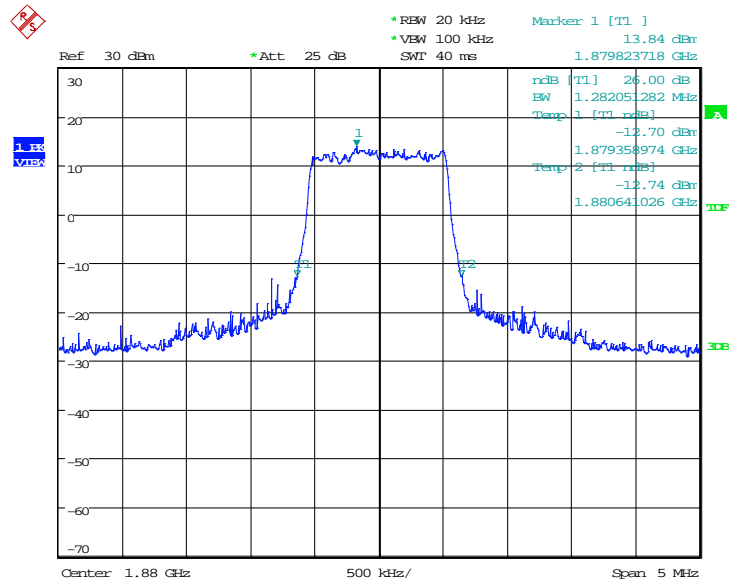
Frequency(MHz)	Occupied Bandwidth (-26dBc)( kHz)	
	1880.0	QPSK
	1306.09	1282.05

#### LTE band 2, 1.4MHz Bandwidth, QPSK (-26dBc BW)



Date: 15.MAR.2019 19:27:11

LTE band 2, 1.4MHz Bandwidth, 16QAM (-26dBc BW)

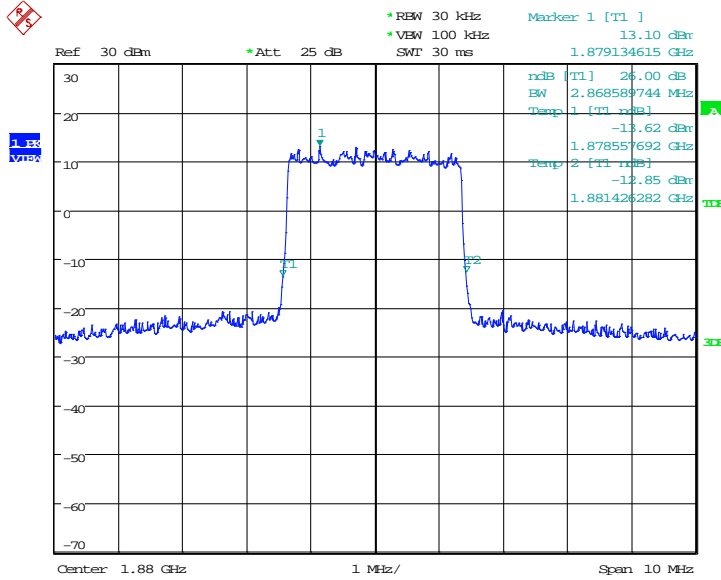


Date: 15.MAR.2019 19:27:27

**LTE band 2, 3MHz (-26dBc)**

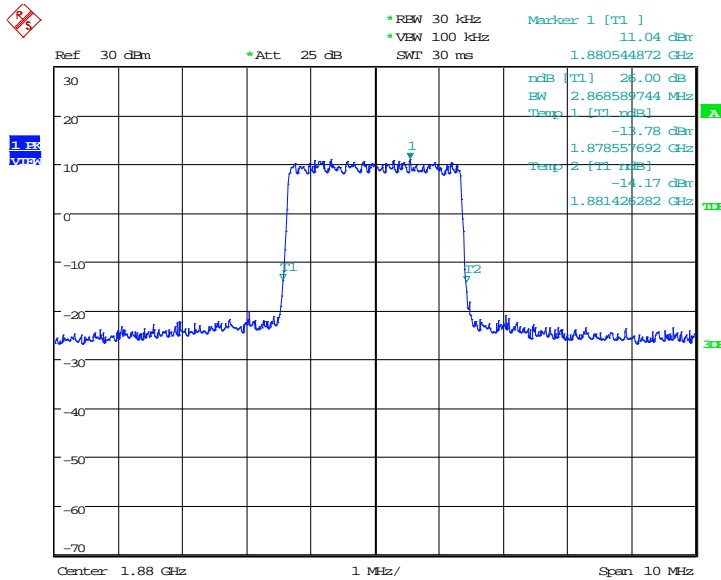
Frequency(MHz)	Occupied Bandwidth (-26dBc)( kHz)	
	1880.0	QPSK
2868.59		2868.59

**LTE band 2, 3MHz Bandwidth, QPSK (-26dBc BW)**



Date: 15.MAR.2019 19:31:31

**LTE band 2, 3MHz Bandwidth, 16QAM (-26dBc BW)**

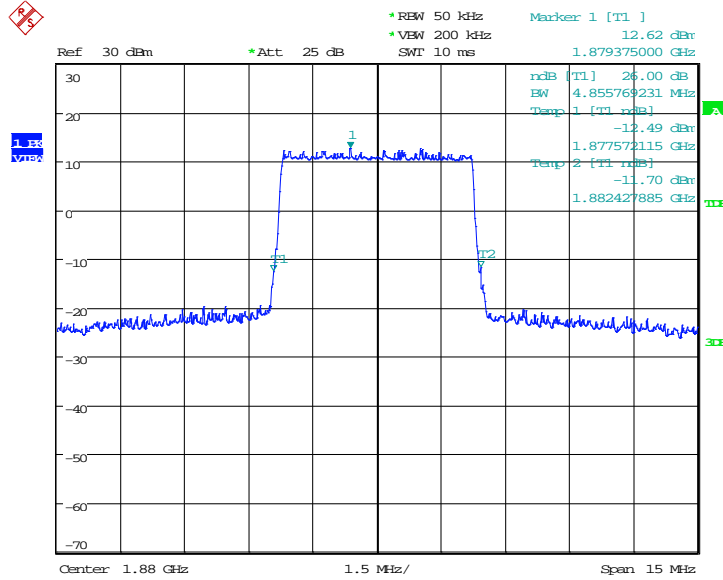


Date: 15.MAR.2019 19:31:47

**LTE band 2, 5MHz (-26dBc)**

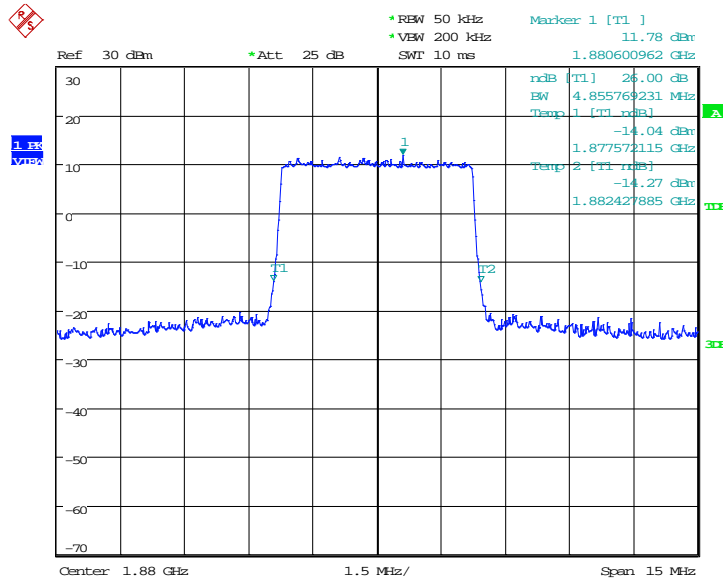
Frequency(MHz)	Occupied Bandwidth (-26dBc)( kHz)	
	1880.0	QPSK
4855.77		4855.77

**LTE band 2, 5MHz Bandwidth, QPSK (-26dBc BW)**



Date: 15.MAR.2019 19:35:51

**LTE band 2, 5MHz Bandwidth,16QAM (-26dBc BW)**



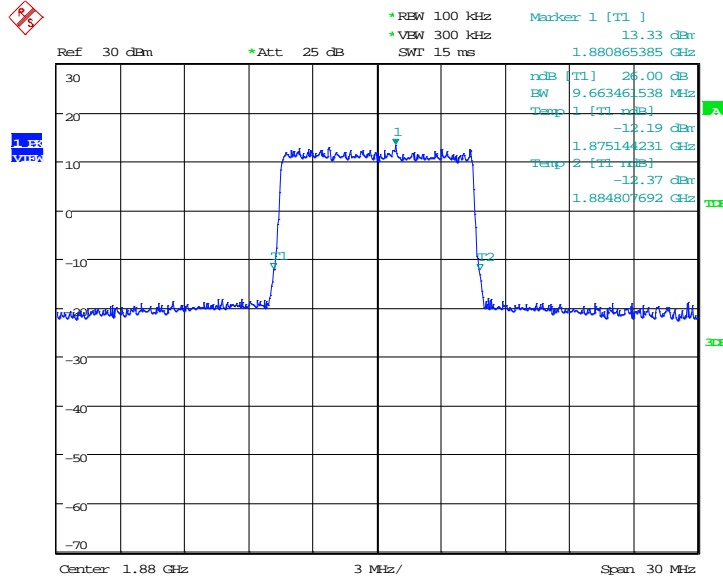
Date: 15.MAR.2019 19:36:07



**LTE band 2, 10MHz (-26dBc)**

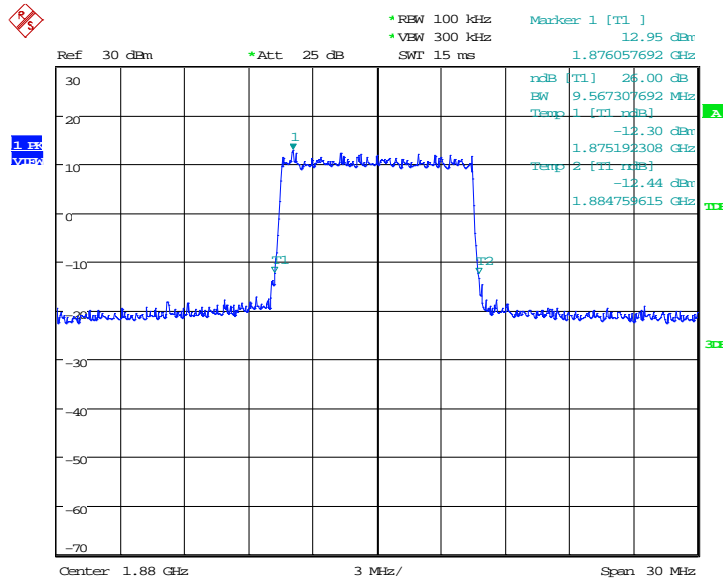
Frequency(MHz)	Occupied Bandwidth (-26dBc)( kHz)	
	1880.0	QPSK
9663.46		9567.31

**LTE band 2, 10MHz Bandwidth, QPSK (-26dBc BW)**



Date: 15.MAR.2019 19:40:09

**LTE band 2, 10MHz Bandwidth, 16QAM (-26dBc BW)**

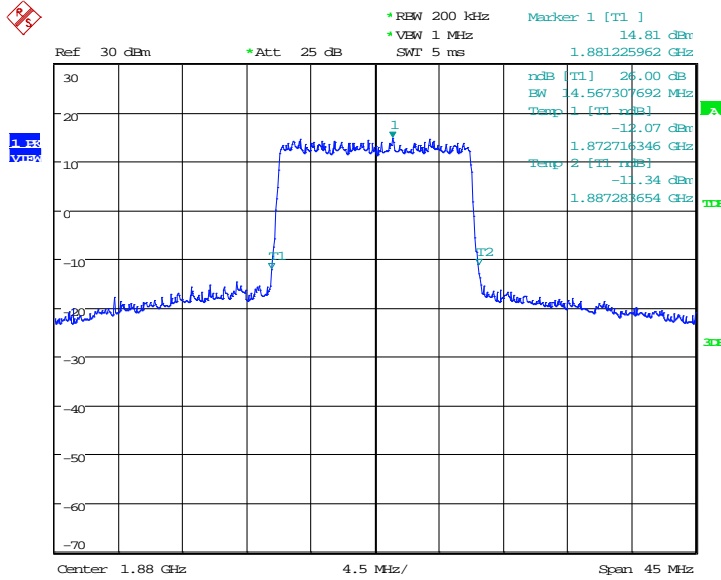


Date: 15.MAR.2019 19:40:25

**LTE band 2, 15MHz (-26dBc)**

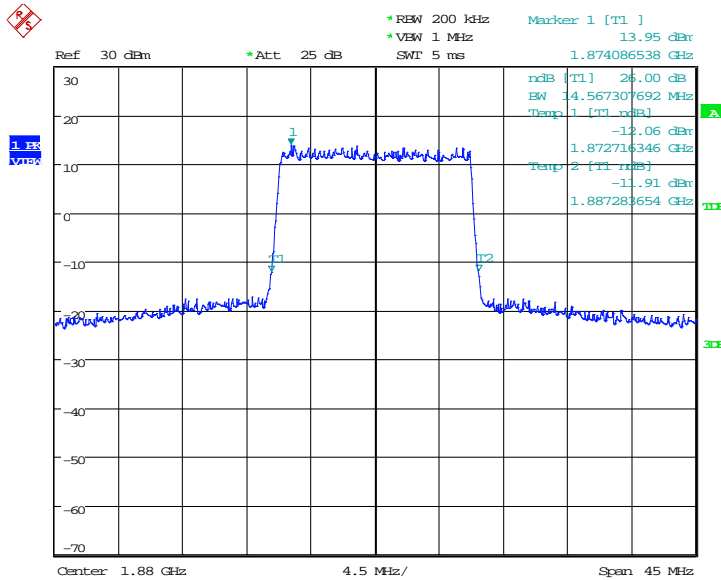
Frequency(MHz)	Occupied Bandwidth (-26dBc)( kHz)	
	1880.0	QPSK
	14567.31	14567.31

**LTE band 2, 15MHz Bandwidth, QPSK (-26dBc BW)**



Date: 15.MAR.2019 19:44:30

**LTE band 2, 15MHz Bandwidth, 16QAM (-26dBc BW)**

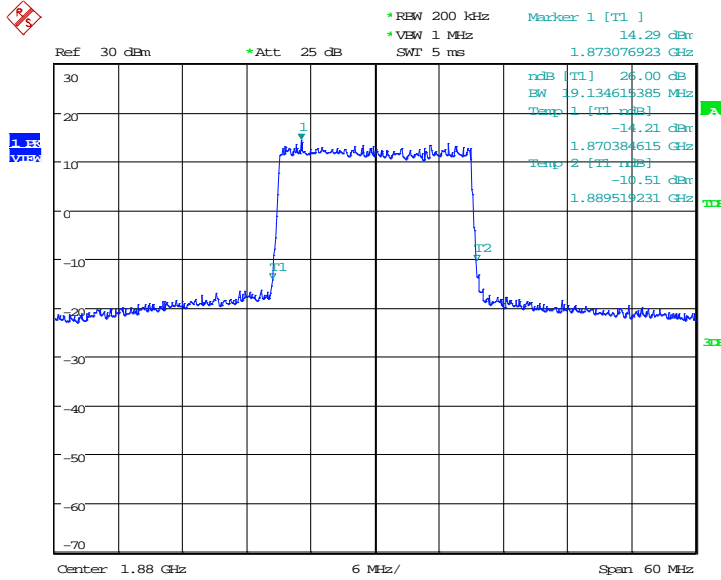


Date: 15.MAR.2019 19:44:45

**LTE band 2, 20MHz (-26dBc)**

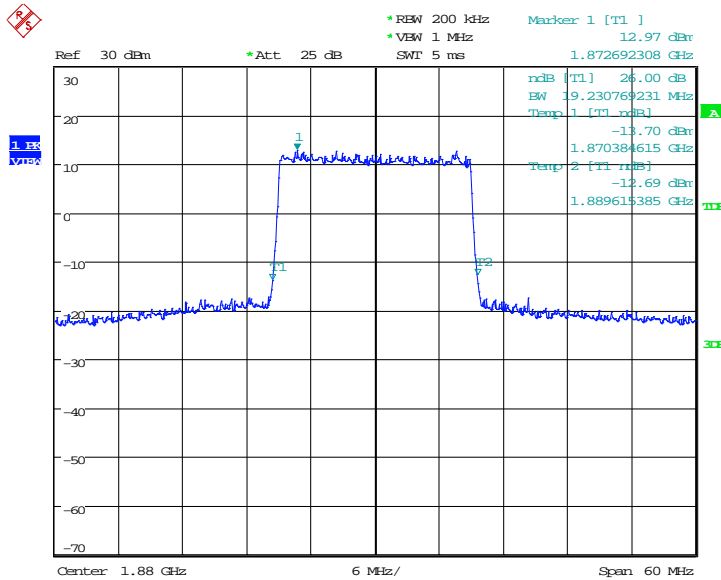
Frequency(MHz)	Occupied Bandwidth (-26dBc)( kHz)	
	1880.0	QPSK
19134.62		19230.77

**LTE band 2, 20MHz Bandwidth, QPSK (-26dBc BW)**



Date: 15.MAR.2019 19:48:48

**LTE band 2, 20MHz Bandwidth, 16QAM (-26dBc BW)**

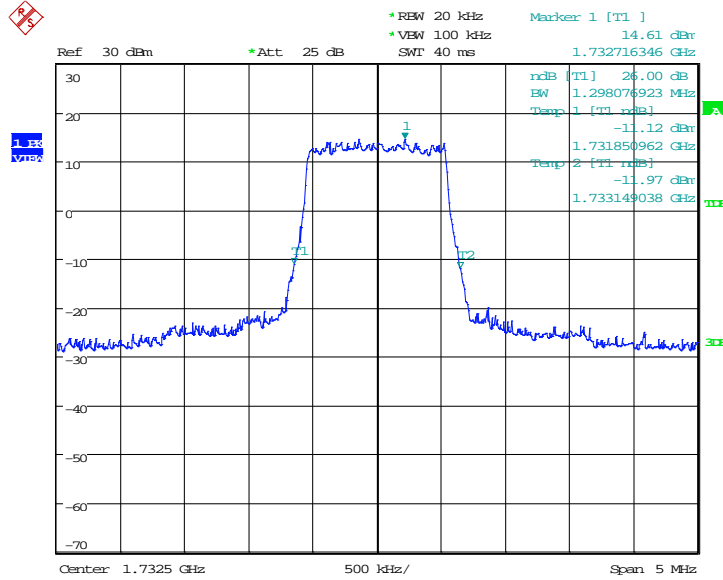


Date: 15.MAR.2019 19:49:04

**LTE band 4, 1.4MHz (-26dBc)**

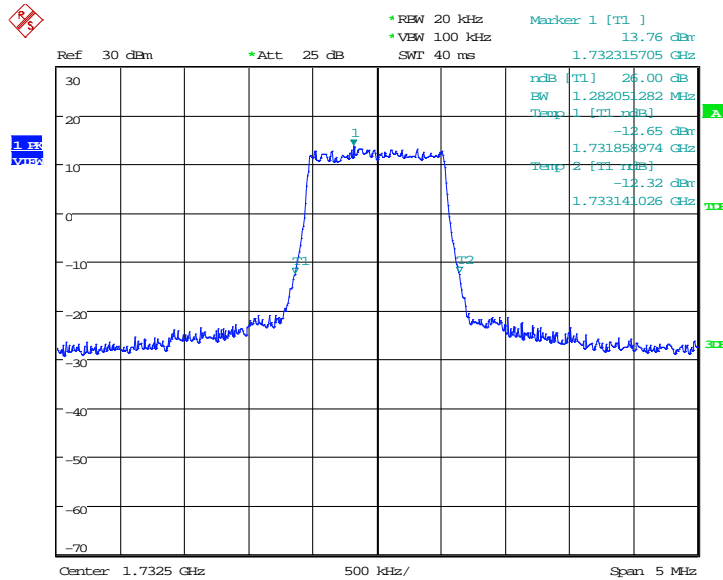
Frequency(MHz)	Occupied Bandwidth (-26dBc)( kHz)	
	1732.5	QPSK
	1298.08	1282.05

**LTE band 4, 1.4MHz Bandwidth, QPSK (-26dBc BW)**



Date: 15.MAR.2019 19:53:08

**LTE band 4, 1.4MHz Bandwidth, 16QAM (-26dBc BW)**

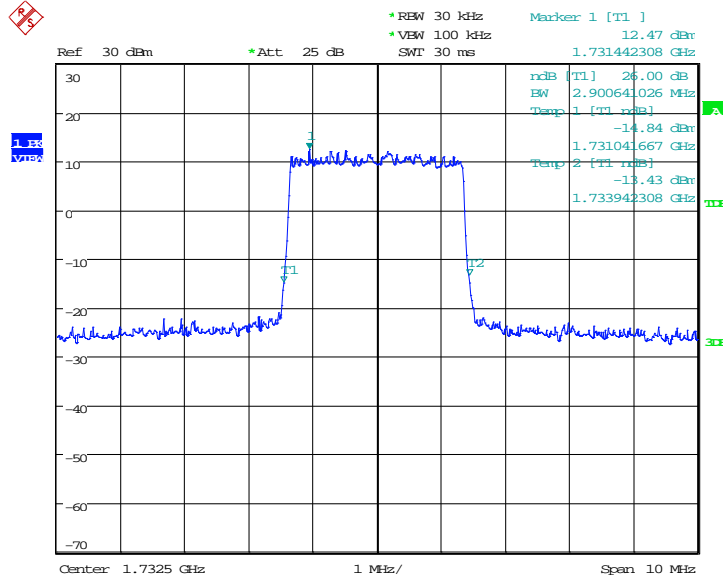


Date: 15.MAR.2019 19:53:24

**LTE band 4, 3MHz (-26dBc)**

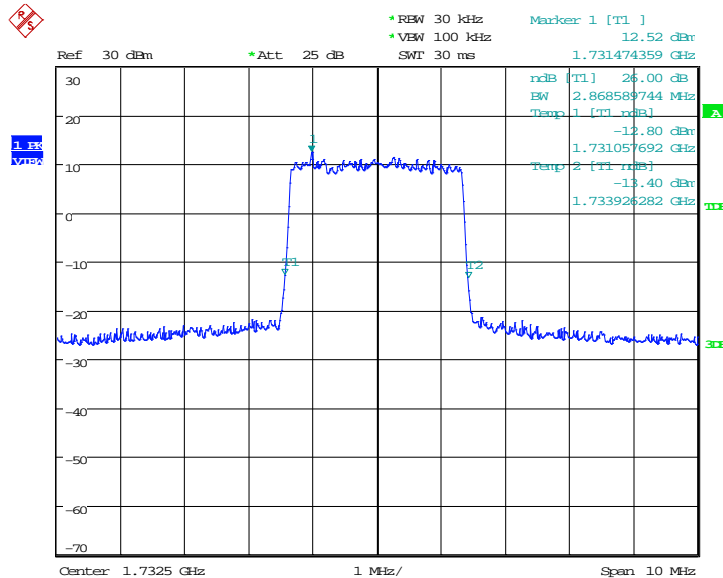
Frequency(MHz)	Occupied Bandwidth (-26dBc)( kHz)	
1732.5	QPSK	16QAM
	2900.64	2868.59

**LTE band 4, 3MHz Bandwidth, QPSK (-26dBc BW)**



Date: 15.MAR.2019 19:57:28

**LTE band 4, 3MHz Bandwidth, 16QAM (-26dBc BW)**

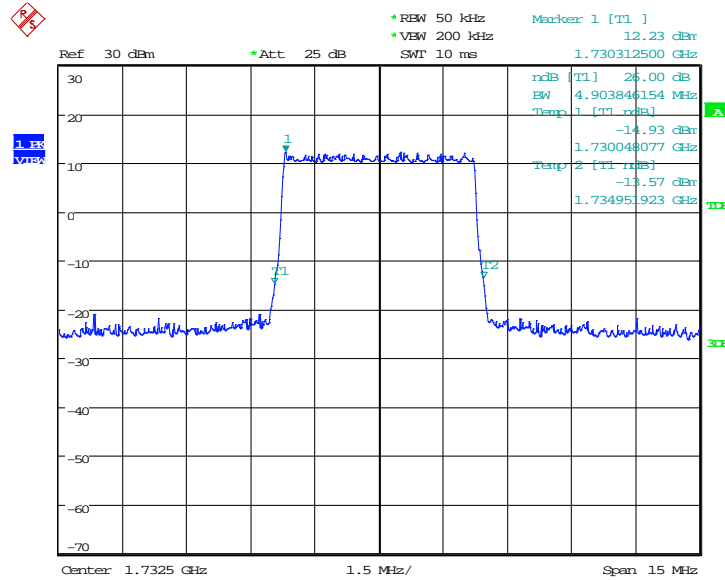


Date: 15.MAR.2019 19:57:44

**LTE band 4, 5MHz (-26dBc)**

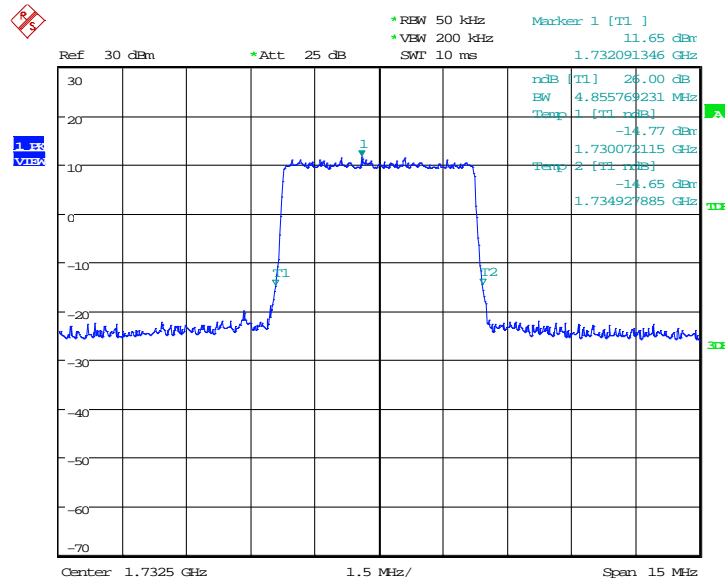
Frequency(MHz)	Occupied Bandwidth (-26dBc)( kHz)	
1732.5	QPSK	16QAM
	4903.85	4855.77

**LTE band 4, 5MHz Bandwidth, QPSK (-26dBc BW)**



Date: 15.MAR.2019 20:01:48

**LTE band 4, 5MHz Bandwidth, 16QAM (-26dBc BW)**

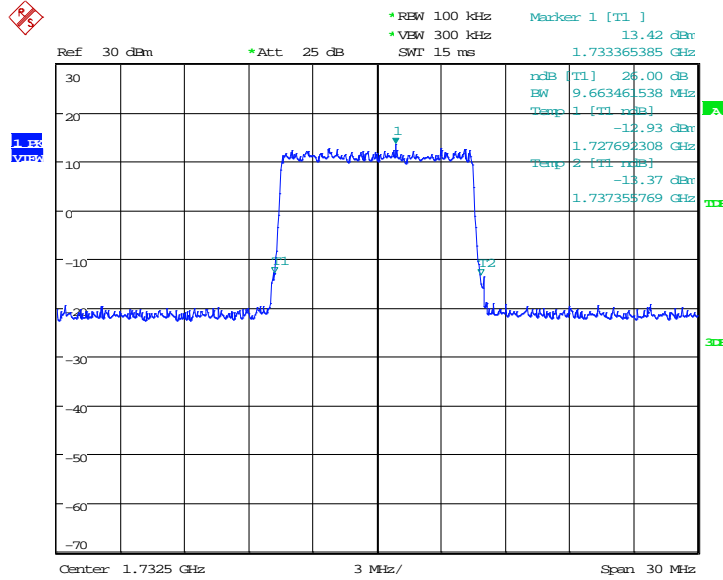


Date: 15.MAR.2019 20:02:04

**LTE band 4, 10MHz (-26dBc)**

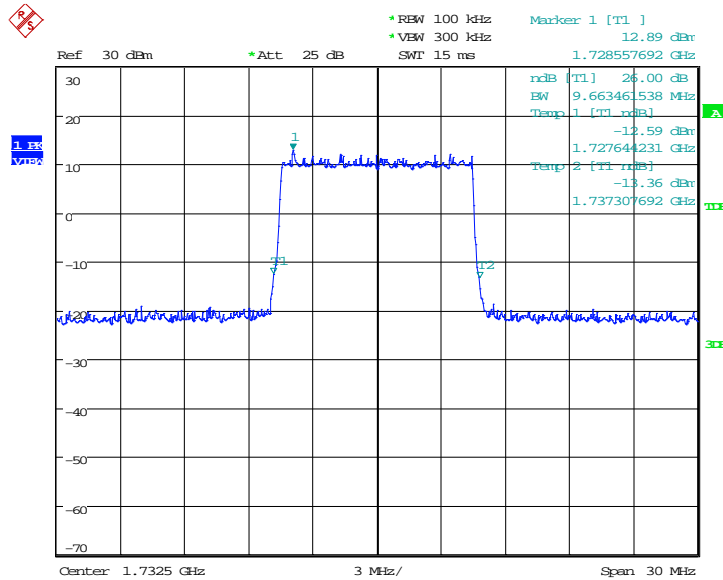
Frequency(MHz)	Occupied Bandwidth (-26dBc)( kHz)	
1732.5	QPSK	16QAM
	9663.46	9663.46

**LTE band 4, 10MHz Bandwidth, QPSK (-26dBc BW)**



Date: 15.MAR.2019 20:06:08

**LTE band 4, 10MHz Bandwidth, 16QAM (-26dBc BW)**

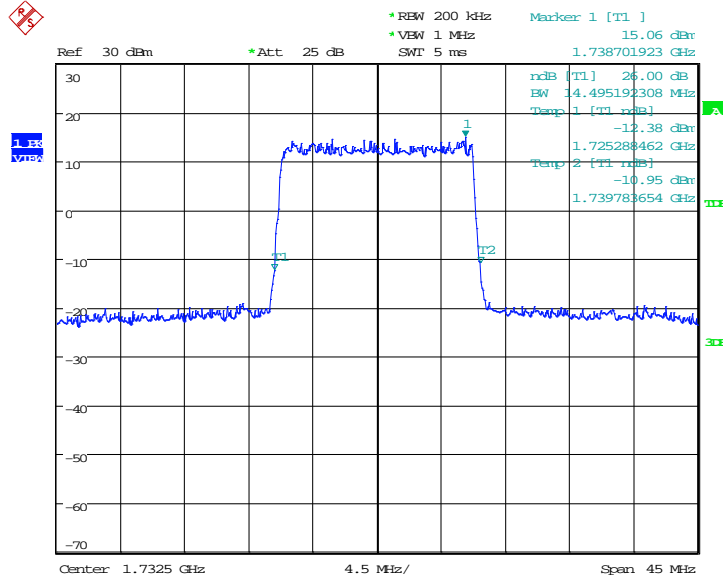


Date: 15.MAR.2019 20:06:24

**LTE band 4, 15MHz (-26dBc)**

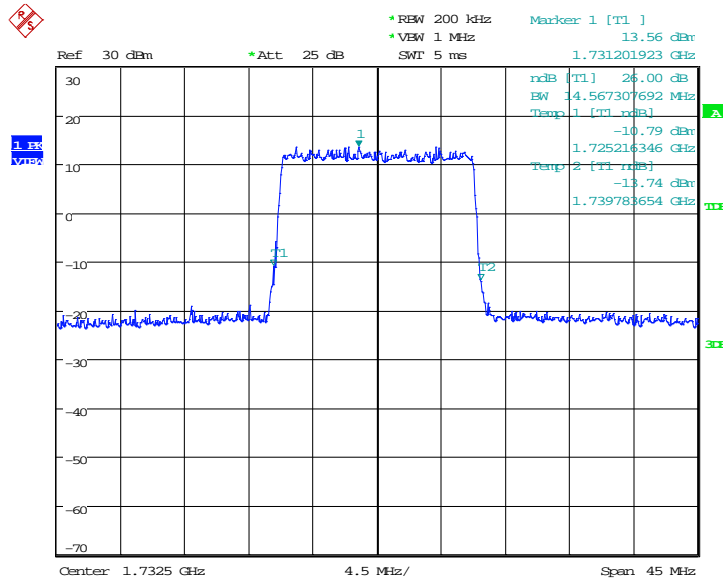
Frequency(MHz)	Occupied Bandwidth (-26dBc)( kHz)	
	1732.5	QPSK
14495.19		14567.31

**LTE band 4, 15MHz Bandwidth, QPSK (-26dBc BW)**



Date: 15.MAR.2019 20:10:28

**LTE band 4, 15MHz Bandwidth, 16QAM (-26dBc BW)**



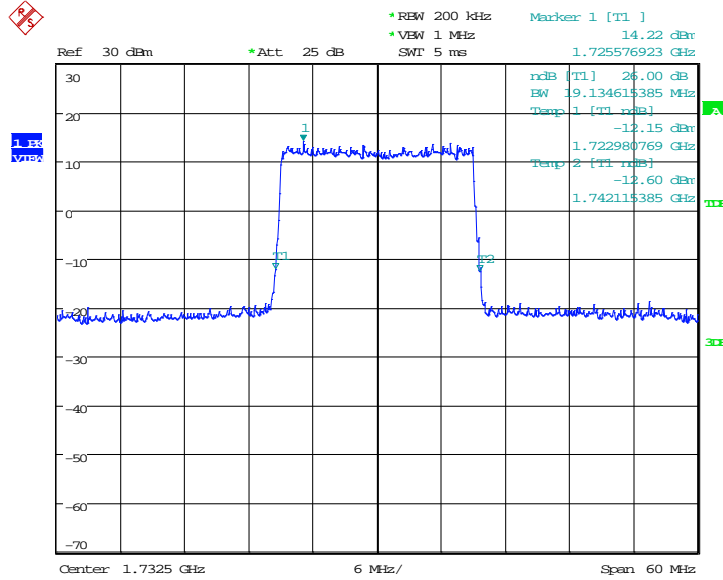
Date: 15.MAR.2019 20:10:44



**LTE band 4, 20MHz (-26dBc)**

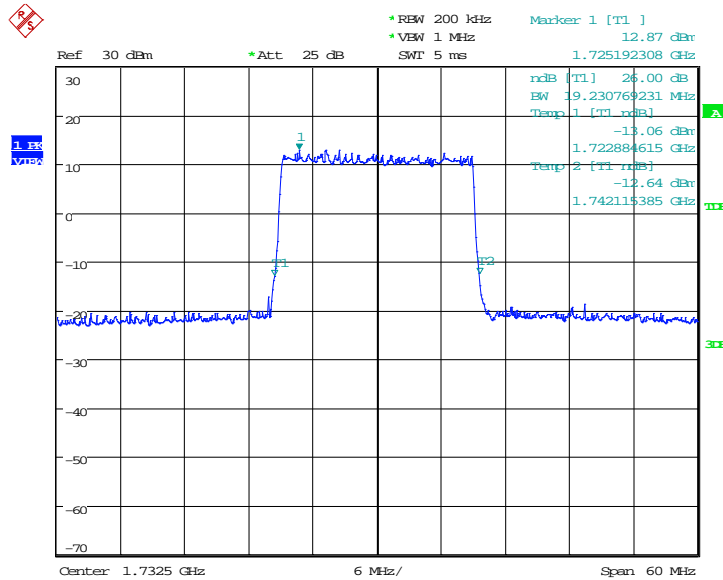
Frequency(MHz)	Occupied Bandwidth (-26dBc)( kHz)	
	1732.5	QPSK
	19134.62	19230.77

**LTE band 4, 20MHz Bandwidth, QPSK (-26dBc BW)**



Date: 15.MAR.2019 20:14:47

**LTE band 4, 20MHz Bandwidth, 16QAM (-26dBc BW)**

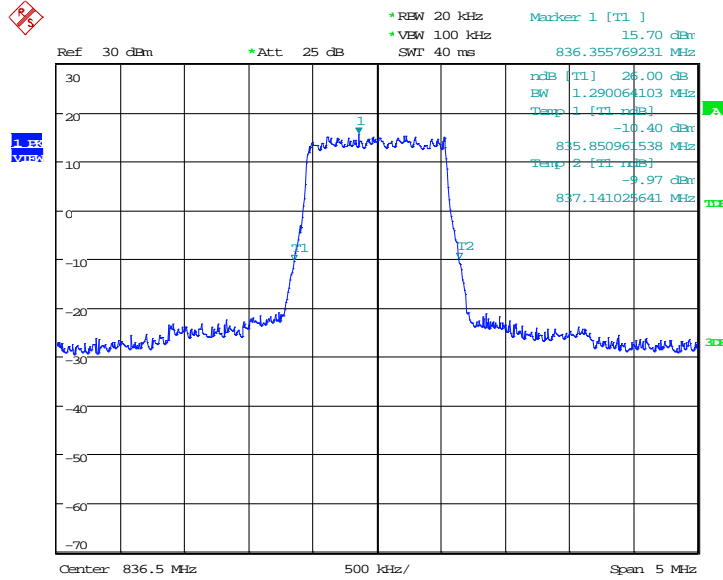


Date: 15.MAR.2019 20:15:02

**LTE band 5, 1.4MHz (-26dBc)**

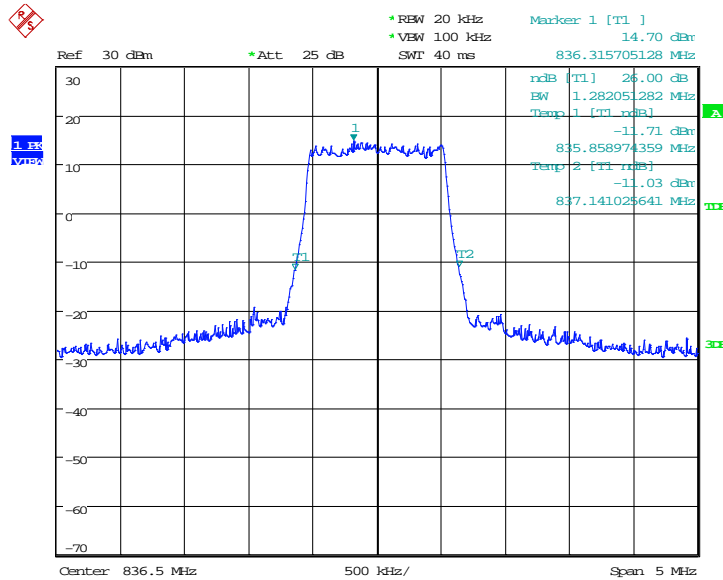
Frequency(MHz)	Occupied Bandwidth (-26dBc)( kHz)	
	836.5	QPSK
1290.06		1282.05

**LTE band 5, 1.4MHz Bandwidth, QPSK (-26dBc BW)**



Date: 15.MAR.2019 19:09:52

**LTE band 5, 1.4MHz Bandwidth, 16QAM (-26dBc BW)**

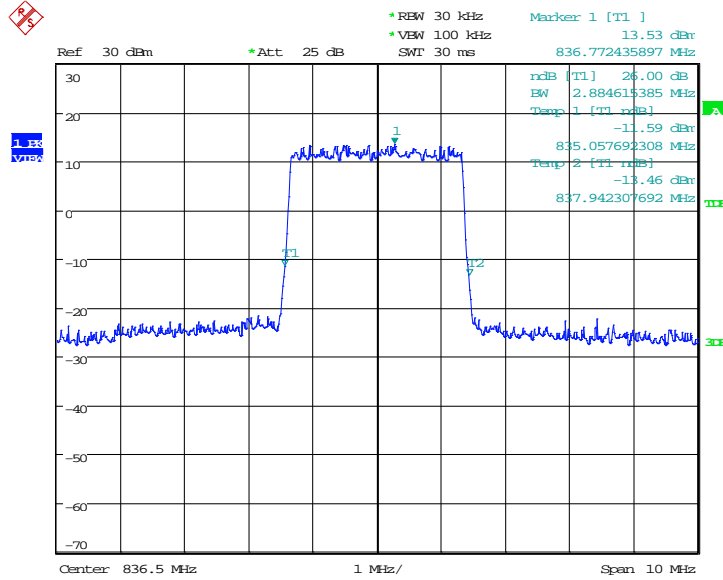


Date: 15.MAR.2019 19:10:08

**LTE band 5, 3MHz (-26dBc)**

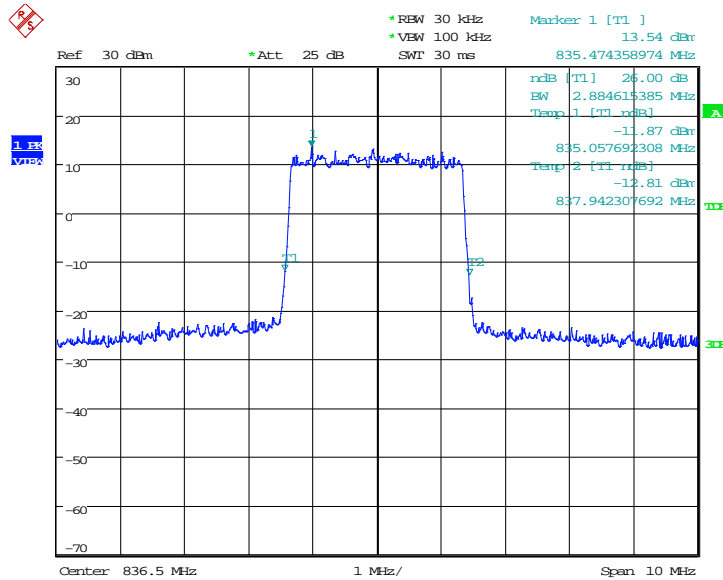
Frequency(MHz)	Occupied Bandwidth (-26dBc)( kHz)	
836.5	QPSK	16QAM
	2884.62	2884.62

**LTE band 5, 3MHz Bandwidth, QPSK (-26dBc BW)**



Date: 15.MAR.2019 19:14:10

**LTE band 5, 3MHz Bandwidth, 16QAM (-26dBc BW)**

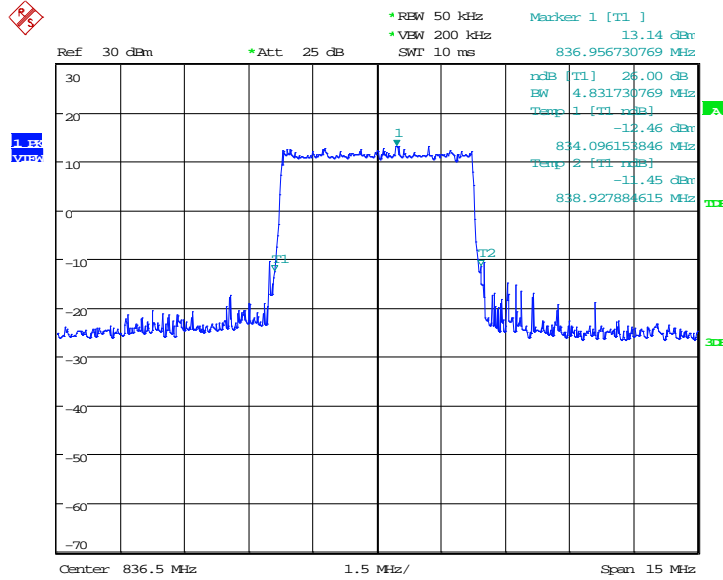


Date: 15.MAR.2019 19:14:26

**LTE band 5, 5MHz (-26dBc)**

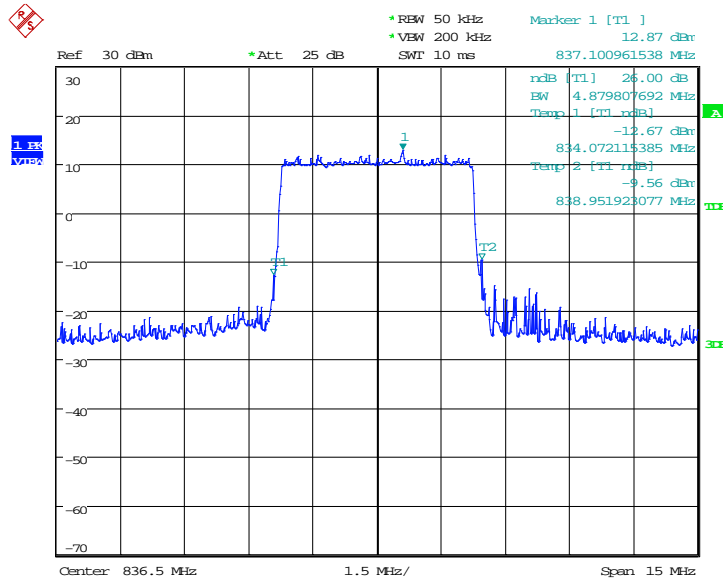
Frequency(MHz)	Occupied Bandwidth (-26dBc)( kHz)	
836.5	QPSK	16QAM
	4831.73	4879.81

**LTE band 5, 5MHz Bandwidth, QPSK (-26dBc BW)**



Date: 15.MAR.2019 19:18:29

**LTE band 5, 5MHz Bandwidth,16QAM (-26dBc BW)**

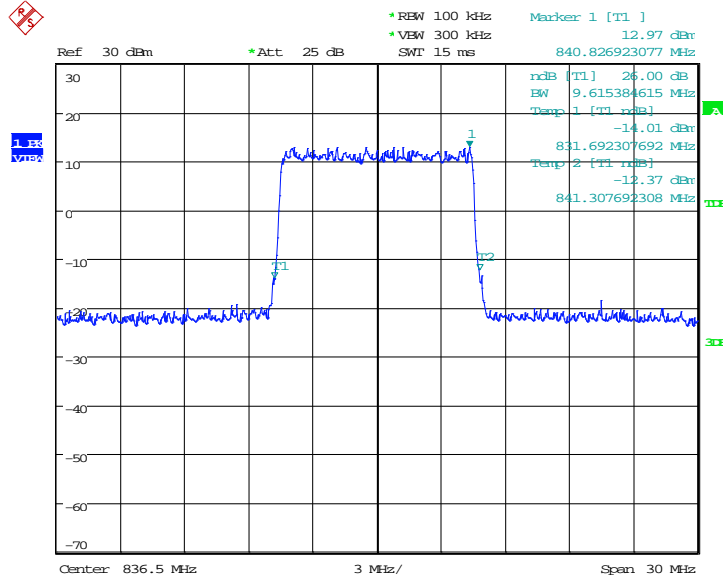


Date: 15.MAR.2019 19:18:45

**LTE band 5, 10MHz (-26dBc)**

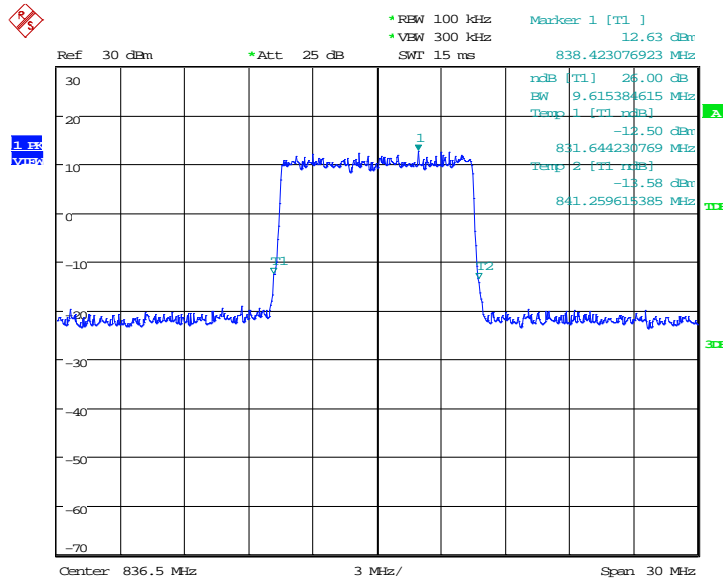
Frequency(MHz)	Occupied Bandwidth (-26dBc)( kHz)	
	836.5	QPSK
9615.38		9615.38

**LTE band 5, 10MHz Bandwidth, QPSK (-26dBc BW)**



Date: 15.MAR.2019 19:22:49

**LTE band 5, 10MHz Bandwidth, 16QAM (-26dBc BW)**

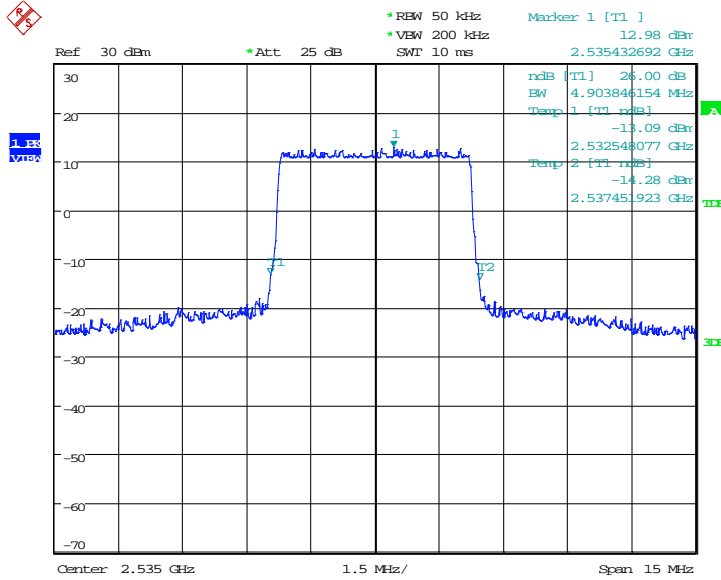


Date: 15.MAR.2019 19:23:05

**LTE band 7, 5MHz (-26dBc)**

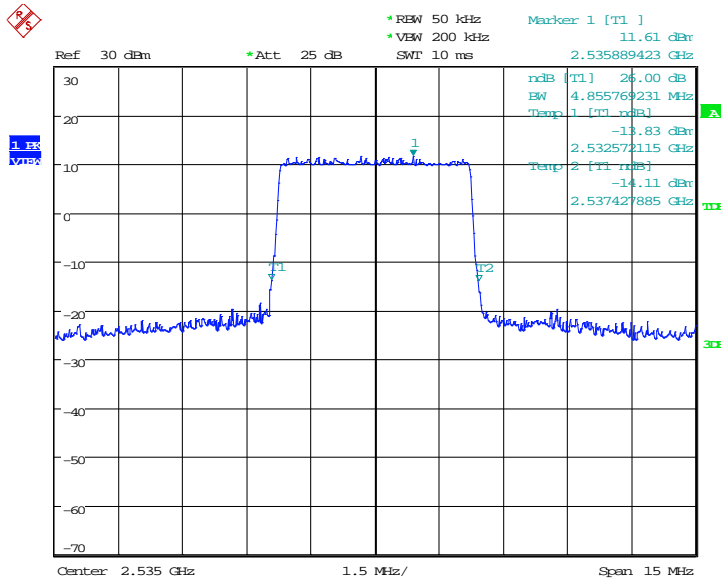
Frequency(MHz)	Occupied Bandwidth (-26dBc)( kHz)	
2535.0	QPSK	16QAM
	4903.85	4855.77

**LTE band 7, 5MHz Bandwidth, QPSK (-26dBc BW)**



Date: 15.MAR.2019 14:34:52

**LTE band 7, 5MHz Bandwidth,16QAM (-26dBc BW)**

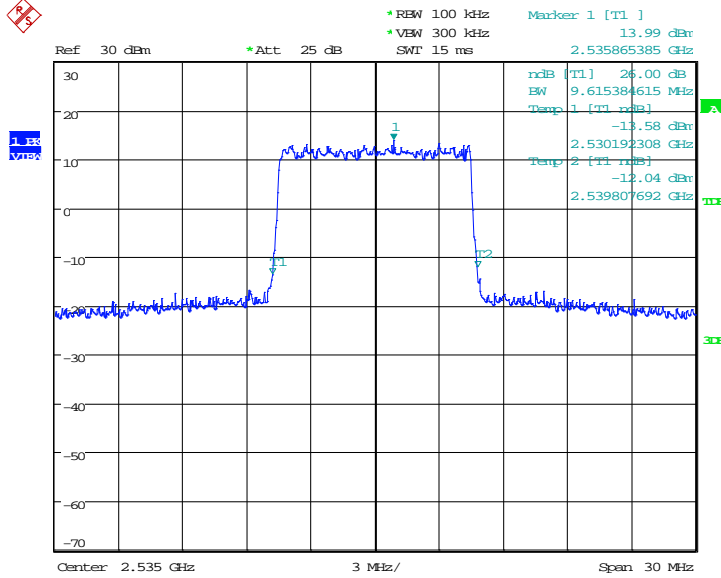


Date: 15.MAR.2019 14:35:08

**LTE band 7, 10MHz (-26dBc)**

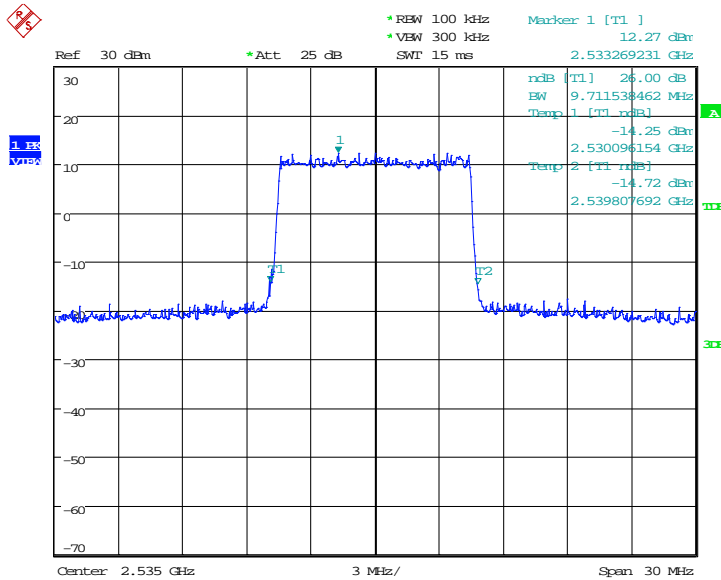
Frequency(MHz)	Occupied Bandwidth (-26dBc)( kHz)	
2535.0	QPSK	16QAM
	9615.38	9711.54

**LTE band 7, 10MHz Bandwidth, QPSK (-26dBc BW)**



Date: 15.MAR.2019 14:39:12

**LTE band 7, 10MHz Bandwidth, 16QAM (-26dBc BW)**

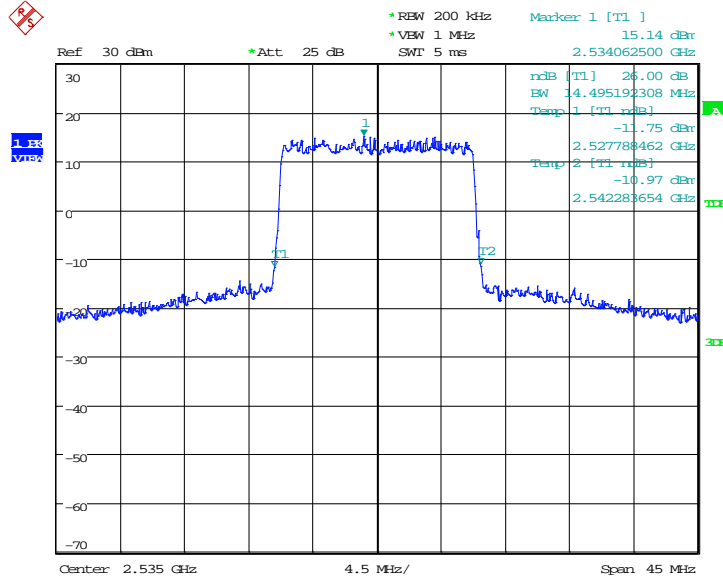


Date: 15.MAR.2019 14:39:28

**LTE band 7, 15MHz (-26dBc)**

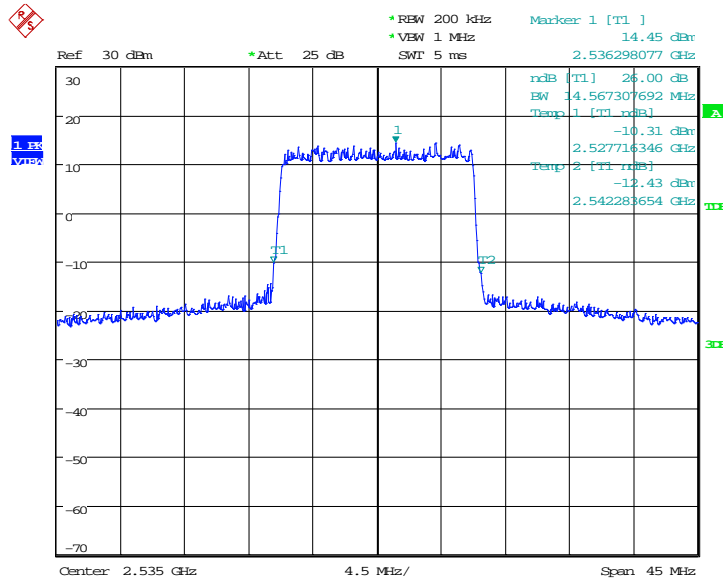
Frequency(MHz)	Occupied Bandwidth (-26dBc)( kHz)	
	2535.0	QPSK
	14495.19	14567.31

**LTE band 7, 15MHz Bandwidth, QPSK (-26dBc BW)**



Date: 15.MAR.2019 14:43:30

**LTE band 7, 15MHz Bandwidth, 16QAM (-26dBc BW)**



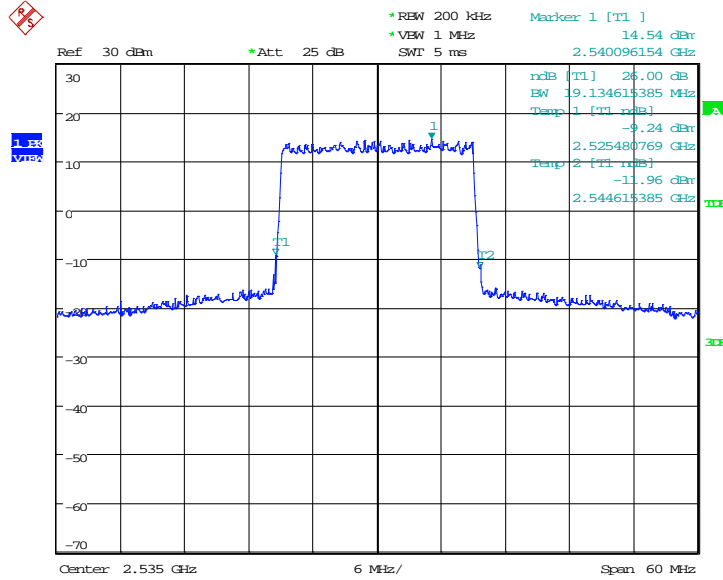
Date: 15.MAR.2019 14:43:46



**LTE band 7, 20MHz (-26dBc)**

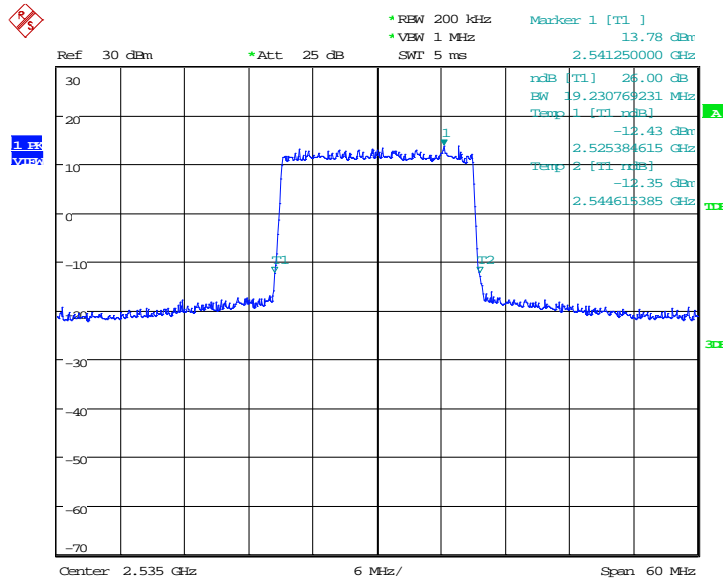
Frequency(MHz)	Occupied Bandwidth (-26dBc)( kHz)	
	2535.0	QPSK
19134.62		19230.77

**LTE band 7, 20MHz Bandwidth, QPSK (-26dBc BW)**



Date: 15.MAR.2019 16:39:33

**LTE band 7, 20MHz Bandwidth, 16QAM (-26dBc BW)**

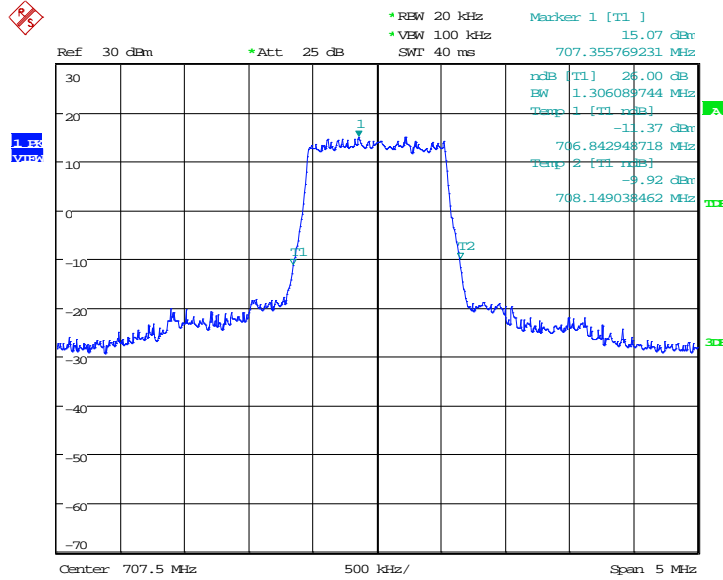


Date: 15.MAR.2019 16:39:49

**LTE band 12, 1.4MHz (-26dBc)**

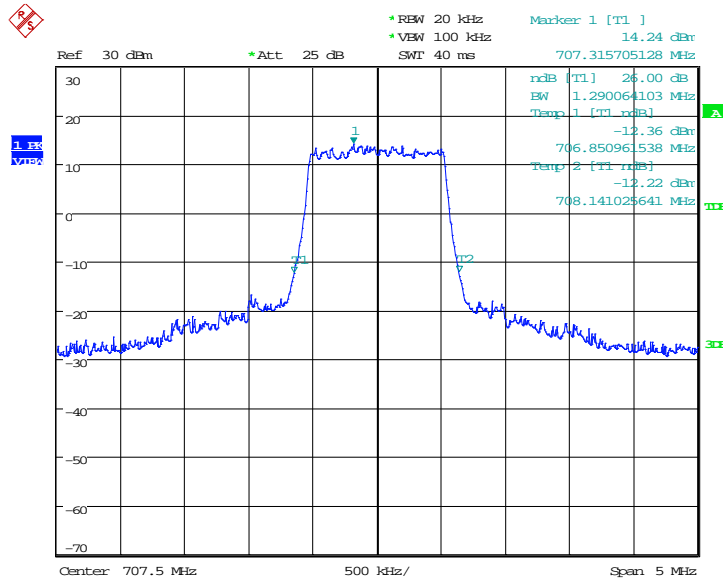
Frequency(MHz)	Occupied Bandwidth (-26dBc)( kHz)	
707.5	QPSK	16QAM
	1306.09	1290.06

**LTE band 12, 1.4MHz Bandwidth, QPSK (-26dBc BW)**



Date: 15.MAR.2019 20:19:07

**LTE band 12, 1.4MHz Bandwidth, 16QAM (-26dBc BW)**

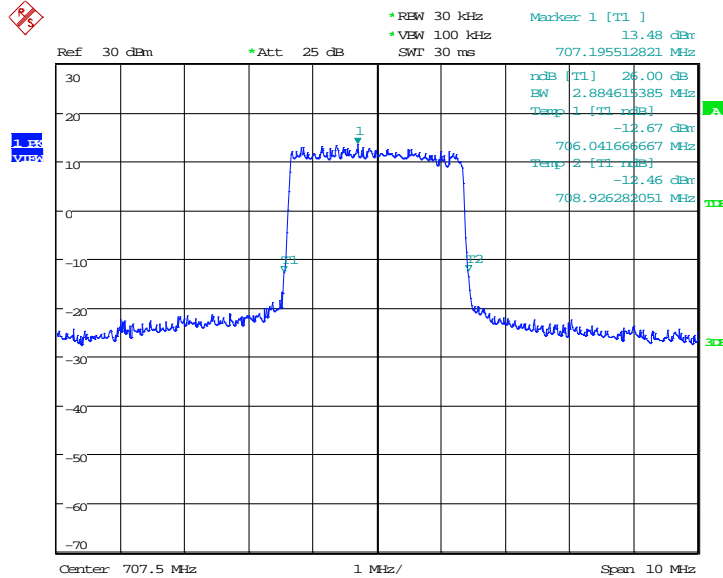


Date: 15.MAR.2019 20:19:22

**LTE band 12, 3MHz (-26dBc)**

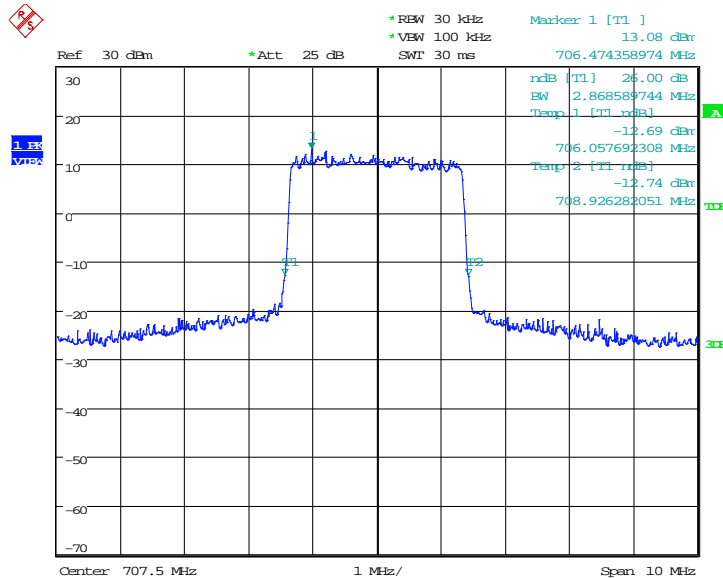
Frequency(MHz)	Occupied Bandwidth (-26dBc)( kHz)	
707.5	QPSK	16QAM
	2884.62	2868.59

**LTE band 12, 3MHz Bandwidth, QPSK (-26dBc BW)**



Date: 15.MAR.2019 20:23:26

**LTE band 12, 3MHz Bandwidth, 16QAM (-26dBc BW)**

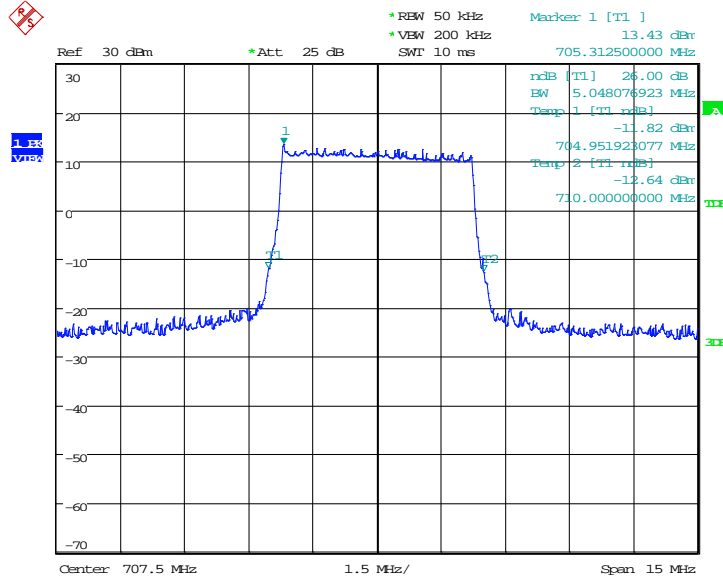


Date: 15.MAR.2019 20:23:42

**LTE band 12, 5MHz (-26dBc)**

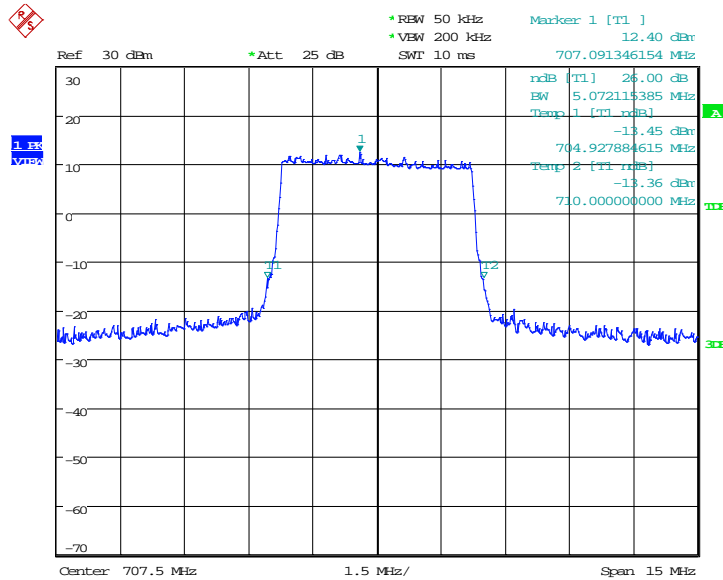
Frequency(MHz)	Occupied Bandwidth (-26dBc)( kHz)	
707.5	QPSK	16QAM
	5048.08	5072.12

**LTE band 12, 5MHz Bandwidth, QPSK (-26dBc BW)**



Date: 15.MAR.2019 20:27:44

**LTE band 12, 5MHz Bandwidth, 16QAM (-26dBc BW)**

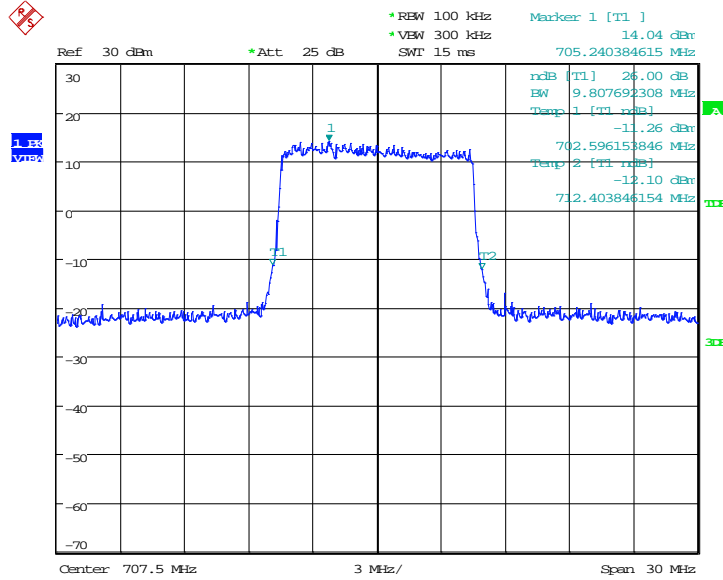


Date: 15.MAR.2019 20:28:00

**LTE band 12, 10MHz (-26dBc)**

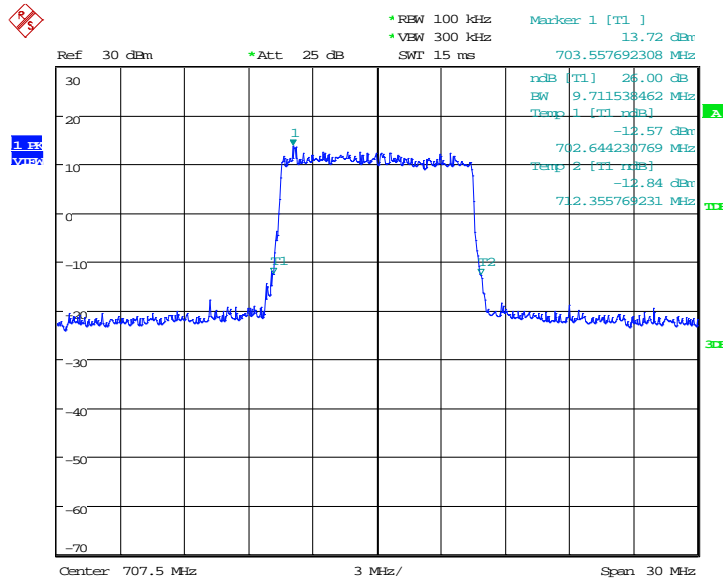
Frequency(MHz)	Occupied Bandwidth (-26dBc)( kHz)	
707.5	QPSK	16QAM
	9807.69	9711.54

**LTE band 12, 10MHz Bandwidth, QPSK (-26dBc BW)**



Date: 15.MAR.2019 21:32:45

**LTE band 12, 10MHz Bandwidth, 16QAM (-26dBc BW)**

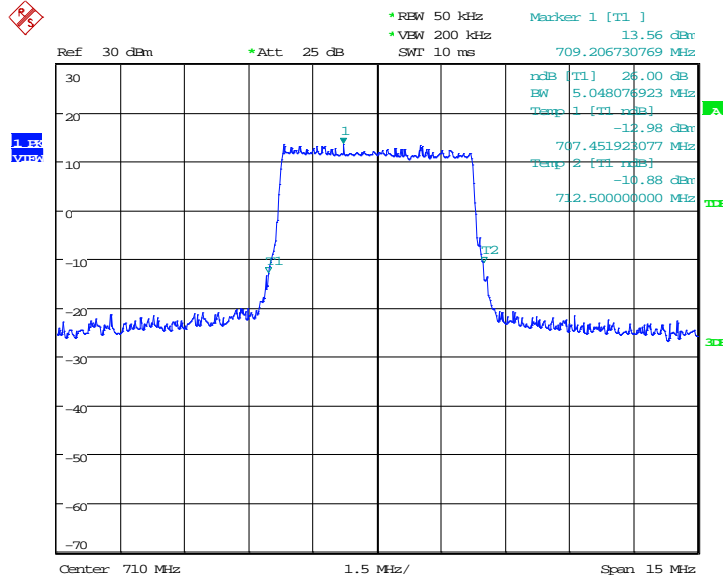


Date: 15.MAR.2019 21:33:00

**LTE band 17, 5MHz (-26dBc)**

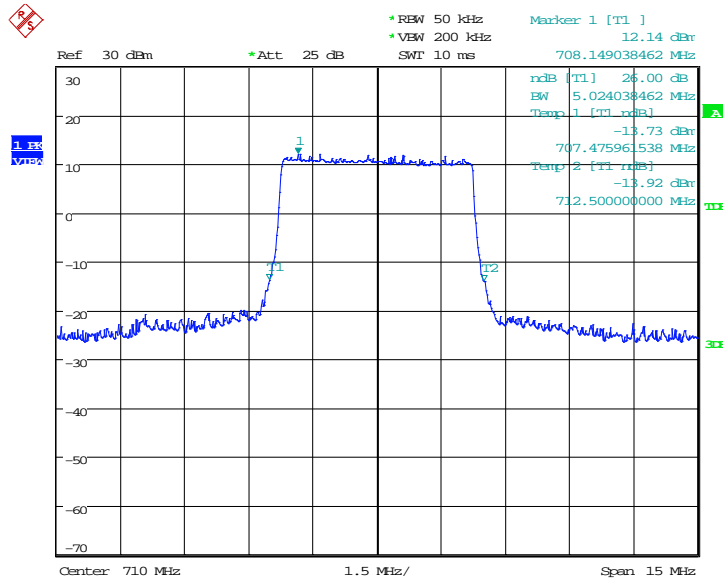
Frequency(MHz)	Occupied Bandwidth (-26dBc)( kHz)	
710.0	QPSK	16QAM
	5048.08	5024.04

**LTE band 17, 5MHz Bandwidth, QPSK (-26dBc BW)**



Date: 15.MAR.2019 22:37:18

**LTE band 17, 5MHz Bandwidth,16QAM (-26dBc BW)**

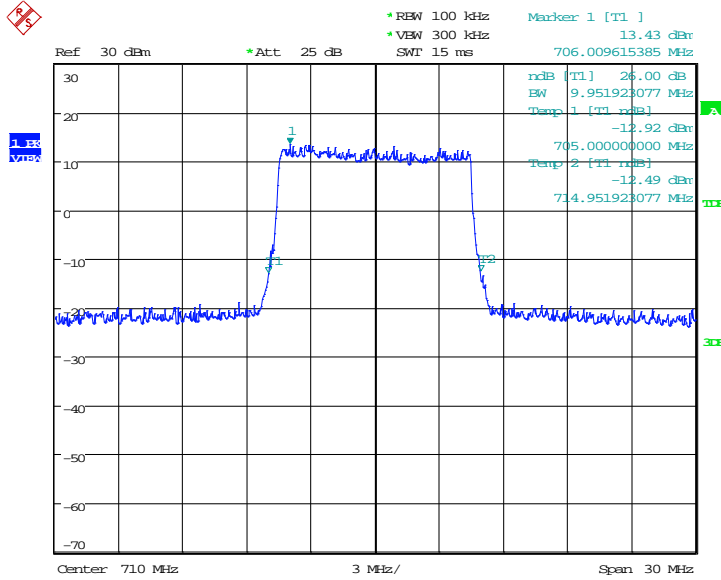


Date: 15.MAR.2019 22:37:34

**LTE band 17, 10MHz (-26dBc)**

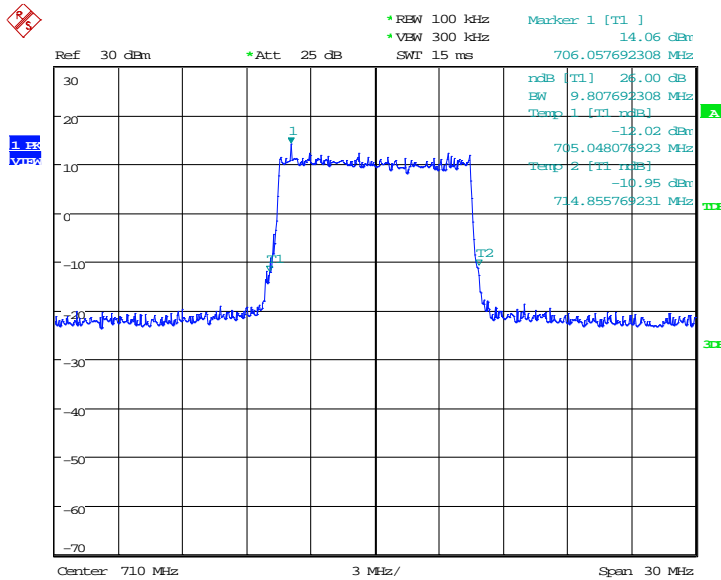
Frequency(MHz)	Occupied Bandwidth (-26dBc)( kHz)	
	710.0	QPSK
9951.92		9807.69

**LTE band 17, 10MHz Bandwidth, QPSK (-26dBc BW)**



Date: 15.MAR.2019 22:41:36

**LTE band 17, 10MHz Bandwidth, 16QAM (-26dBc BW)**

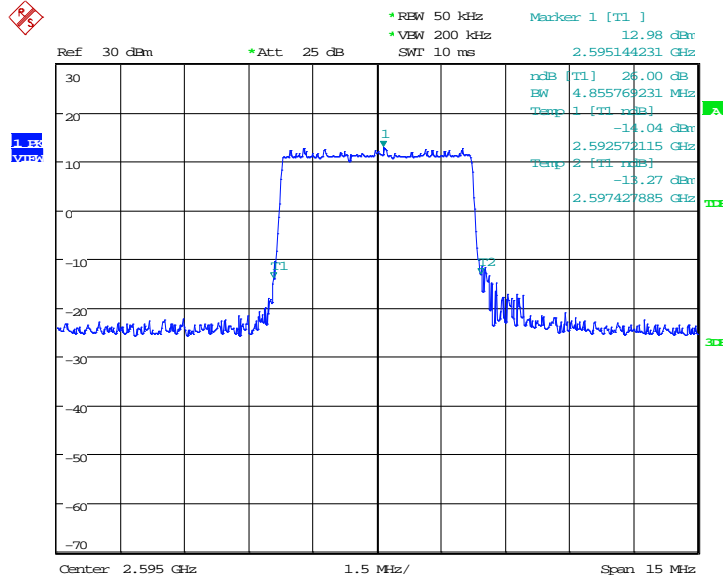


Date: 15.MAR.2019 22:41:52

**LTE band 38, 5MHz (-26dBc)**

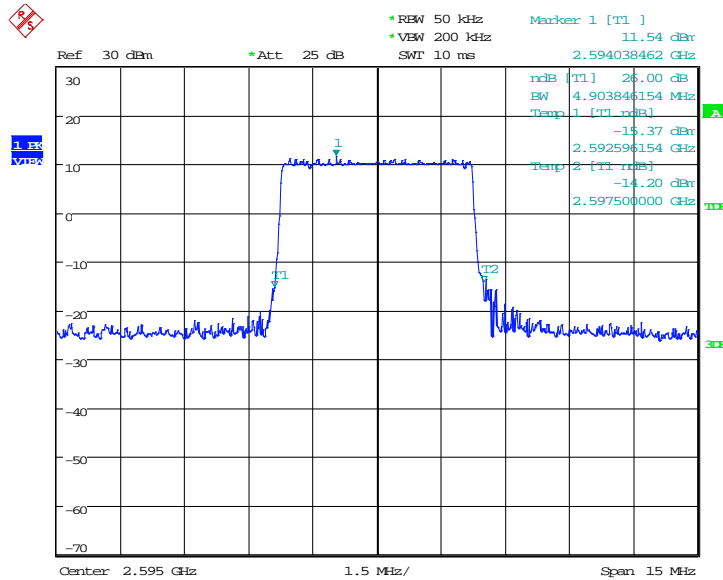
Frequency(MHz)	Occupied Bandwidth (-26dBc)( kHz)	
2595.0	QPSK	16QAM
	4855.77	4903.85

**LTE band 38, 5MHz Bandwidth, QPSK (-26dBc BW)**



Date: 15.MAR.2019 16:43:54

**LTE band 38, 5MHz Bandwidth,16QAM (-26dBc BW)**



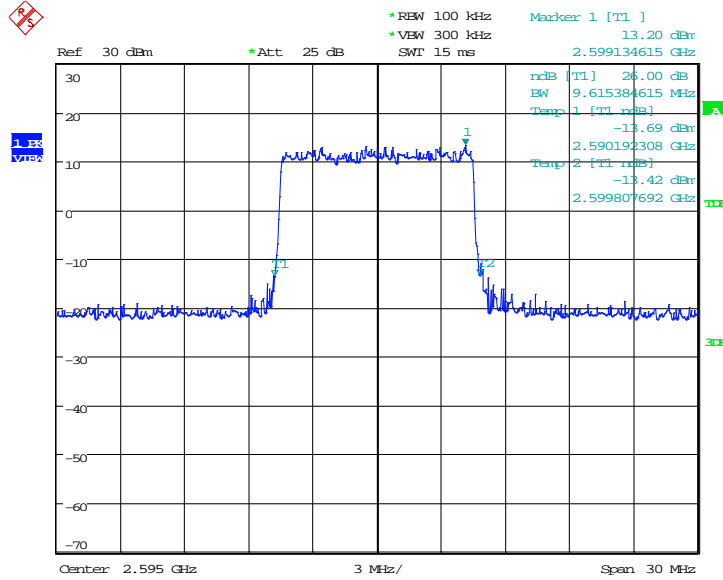
Date: 15.MAR.2019 16:44:10



**LTE band 38, 10MHz (-26dBc)**

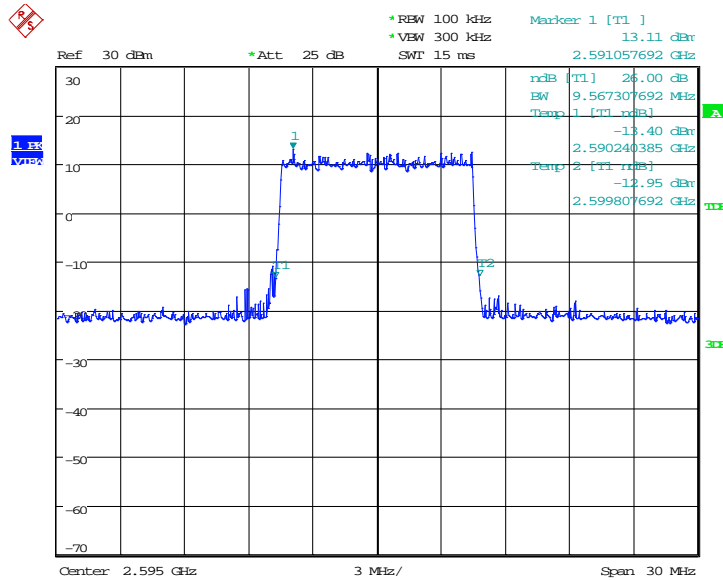
Frequency(MHz)	Occupied Bandwidth (-26dBc)( kHz)	
	2595.0	QPSK
	9615.38	9567.31

**LTE band 38, 10MHz Bandwidth, QPSK (-26dBc BW)**



Date: 15.MAR.2019 16:48:13

**LTE band 38, 10MHz Bandwidth, 16QAM (-26dBc BW)**

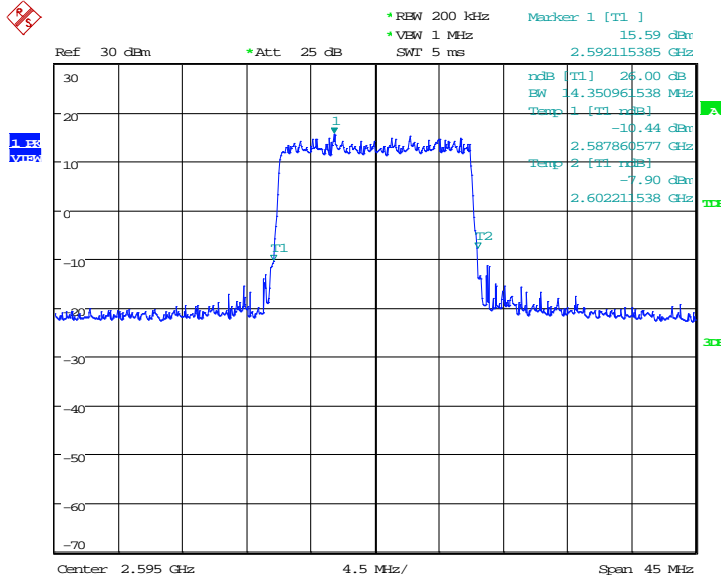


Date: 15.MAR.2019 16:48:29

**LTE band 38, 15MHz (-26dBc)**

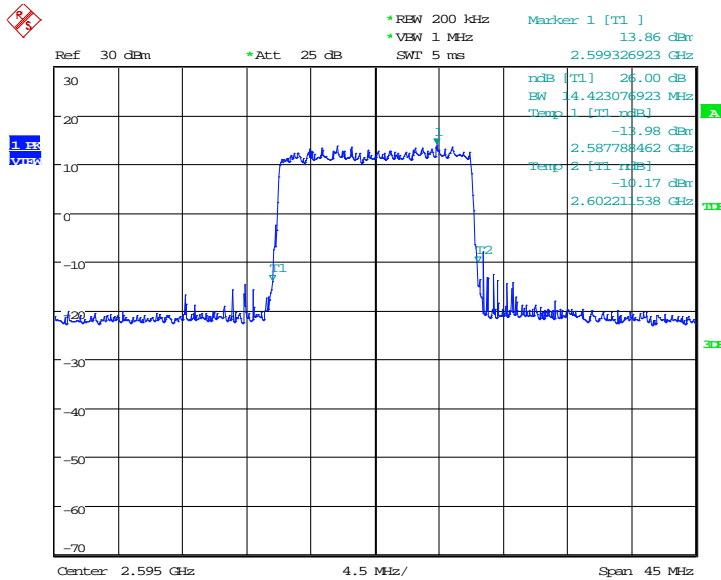
Frequency(MHz)	Occupied Bandwidth (-26dBc)( kHz)	
	2595.0	QPSK
14350.96		14423.08

**LTE band 38, 15MHz Bandwidth, QPSK (-26dBc BW)**



Date: 15.MAR.2019 16:52:31

**LTE band 38, 15MHz Bandwidth, 16QAM (-26dBc BW)**

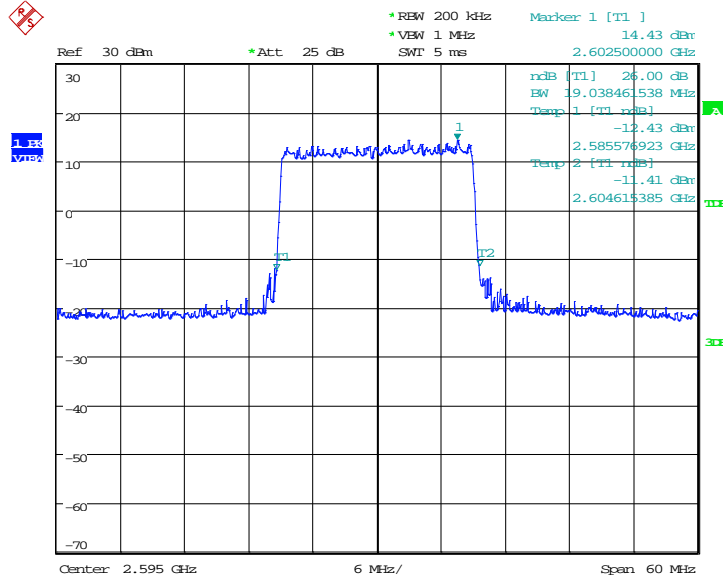


Date: 15.MAR.2019 16:52:47

**LTE band 38, 20MHz (-26dBc)**

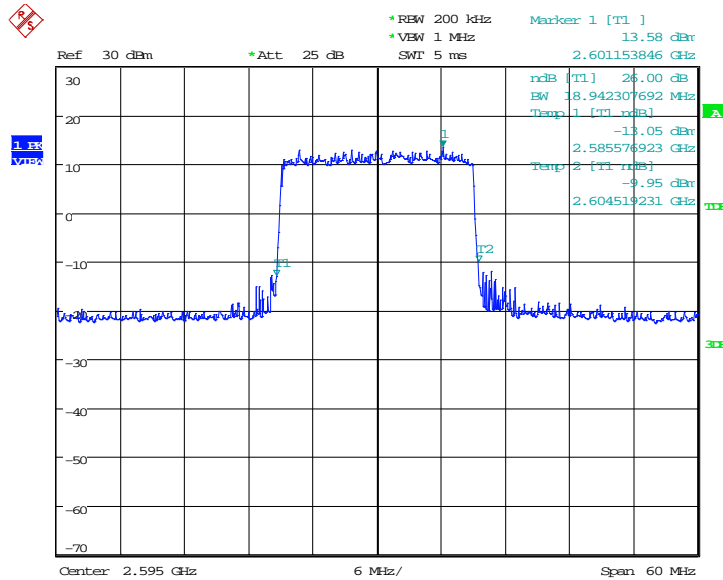
Frequency(MHz)	Occupied Bandwidth (-26dBc)( kHz)	
	2595.0	QPSK
	19038.46	18942.31

**LTE band 38, 20MHz Bandwidth, QPSK (-26dBc BW)**



Date: 15.MAR.2019 16:57:21

**LTE band 38, 20MHz Bandwidth, 16QAM (-26dBc BW)**

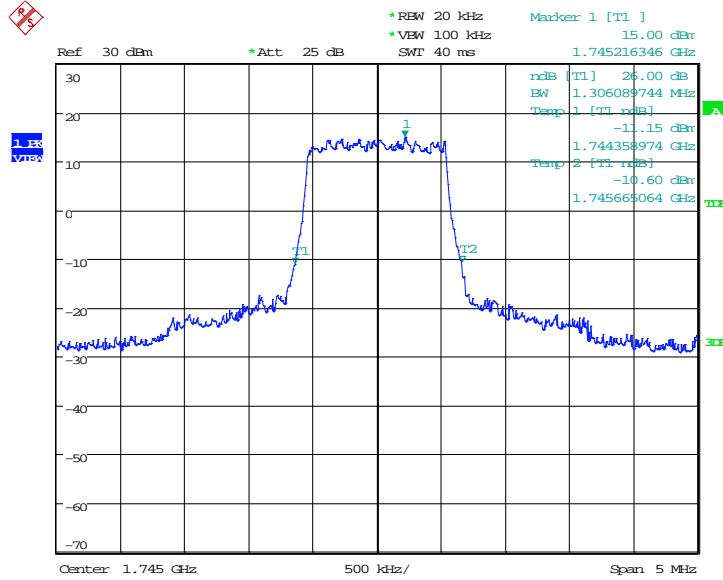


Date: 15.MAR.2019 16:57:37

**LTE band 66, 1.4MHz (-26dBc)**

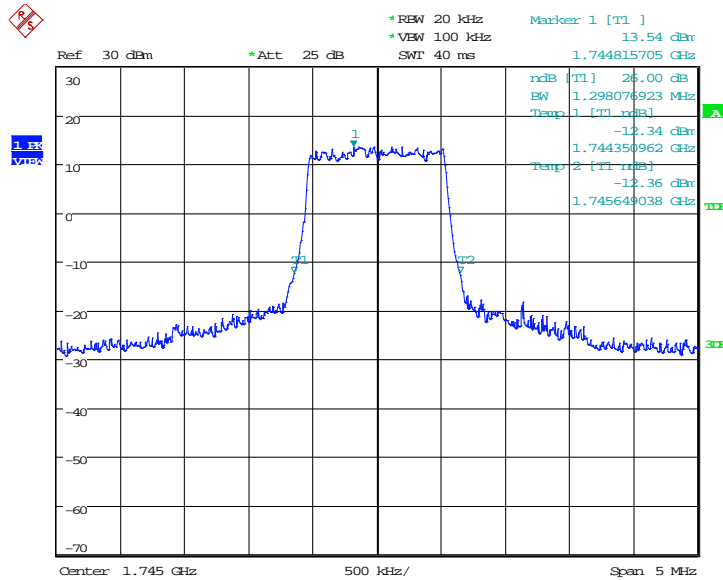
Frequency(MHz)	Occupied Bandwidth (-26dBc)( kHz)	
1745.0	QPSK	16QAM
	1306.09	1298.08

**LTE band 66, 1.4MHz Bandwidth, QPSK (-26dBc BW)**



Date: 15.MAR.2019 22:45:56

**LTE band 66, 1.4MHz Bandwidth, 16QAM (-26dBc BW)**

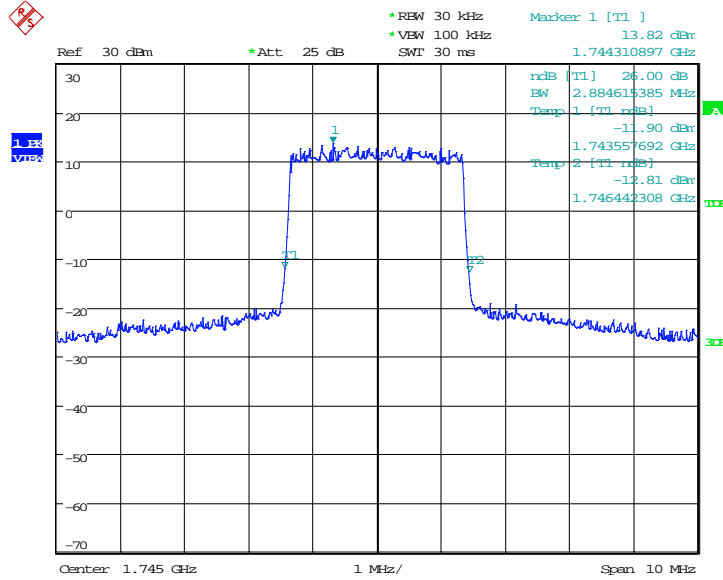


Date: 15.MAR.2019 22:46:12

**LTE band 66, 3MHz (-26dBc)**

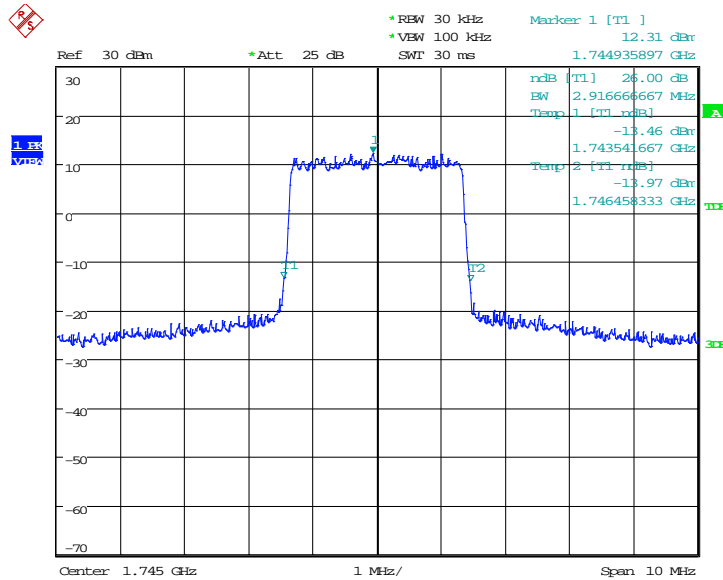
Frequency(MHz)	Occupied Bandwidth (-26dBc)( kHz)	
1745.0	QPSK	16QAM
	2884.62	2916.67

**LTE band 66, 3MHz Bandwidth, QPSK (-26dBc BW)**



Date: 15.MAR.2019 22:50:14

**LTE band 66, 3MHz Bandwidth, 16QAM (-26dBc BW)**

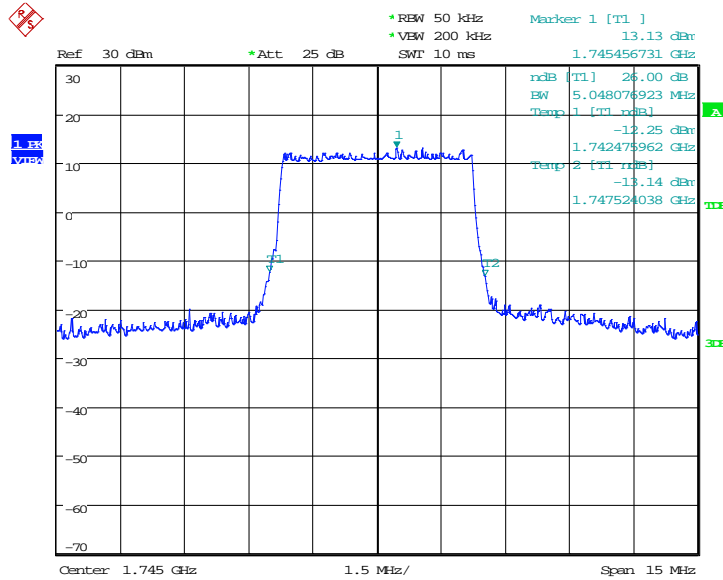


Date: 15.MAR.2019 22:50:30

**LTE band 66, 5MHz (-26dBc)**

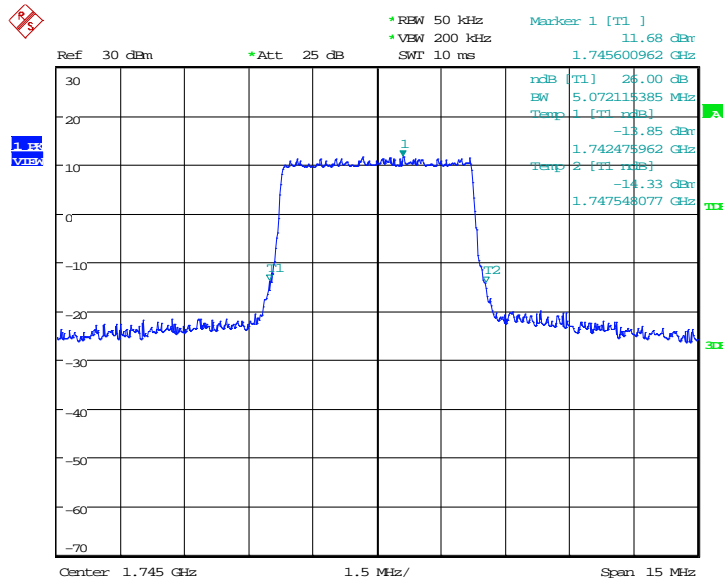
Frequency(MHz)	Occupied Bandwidth (-26dBc)( kHz)	
1745.0	QPSK	16QAM
	5048.08	5072.12

**LTE band 66, 5MHz Bandwidth, QPSK (-26dBc BW)**



Date: 15.MAR.2019 22:54:34

**LTE band 66, 5MHz Bandwidth,16QAM (-26dBc BW)**

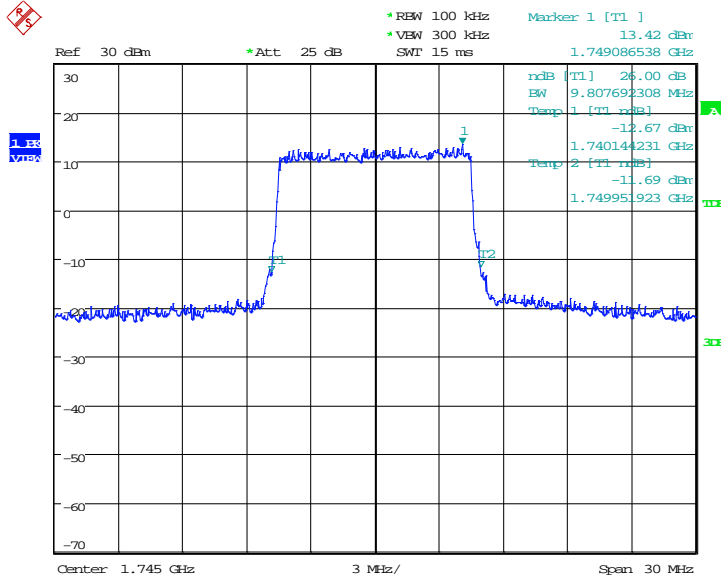


Date: 15.MAR.2019 22:54:50

**LTE band 66, 10MHz (-26dBc)**

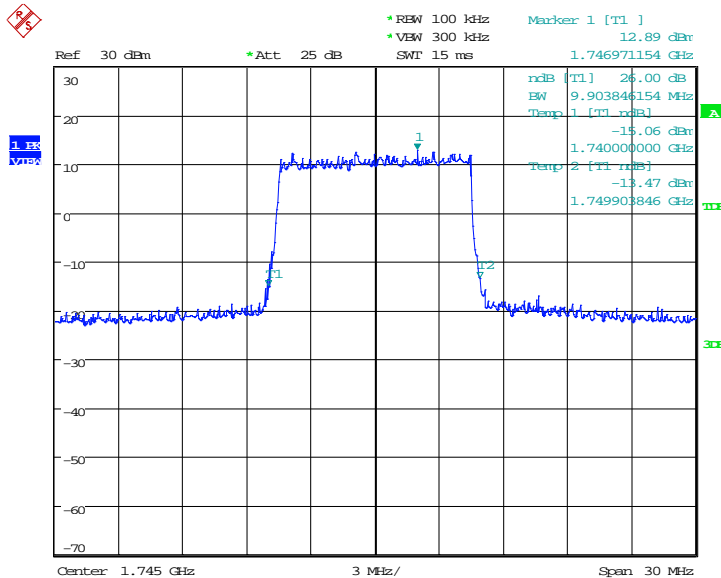
Frequency(MHz)	Occupied Bandwidth (-26dBc)( kHz)	
	1745.0	QPSK
9807.69		9903.85

**LTE band 66, 10MHz Bandwidth, QPSK (-26dBc BW)**



Date: 15.MAR.2019 22:58:52

**LTE band 66, 10MHz Bandwidth, 16QAM (-26dBc BW)**

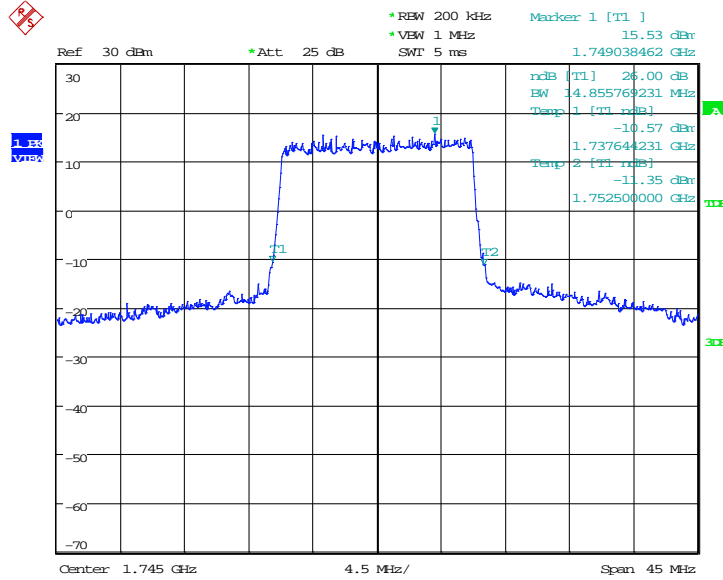


Date: 15.MAR.2019 22:59:07

**LTE band 66, 15MHz (-26dBc)**

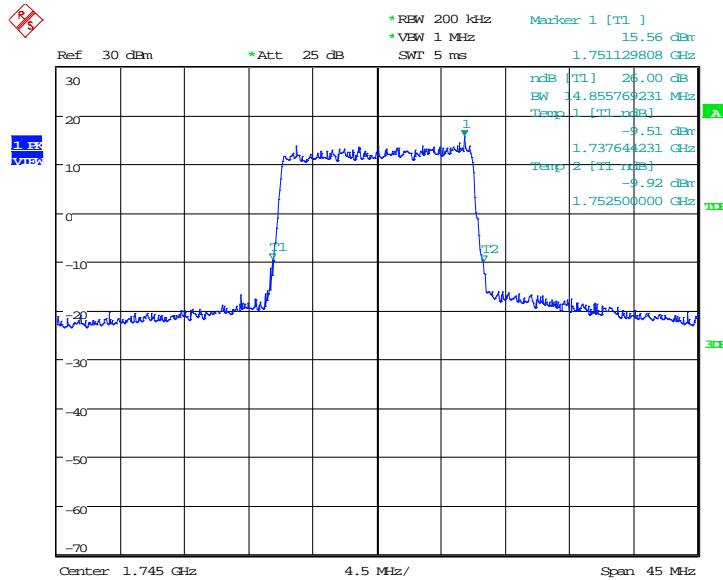
Frequency(MHz)	Occupied Bandwidth (-26dBc)( kHz)	
	1745.0	QPSK
14855.77		14855.77

**LTE band 66, 15MHz Bandwidth, QPSK (-26dBc BW)**



Date: 15.MAR.2019 23:03:10

**LTE band 66, 15MHz Bandwidth, 16QAM (-26dBc BW)**



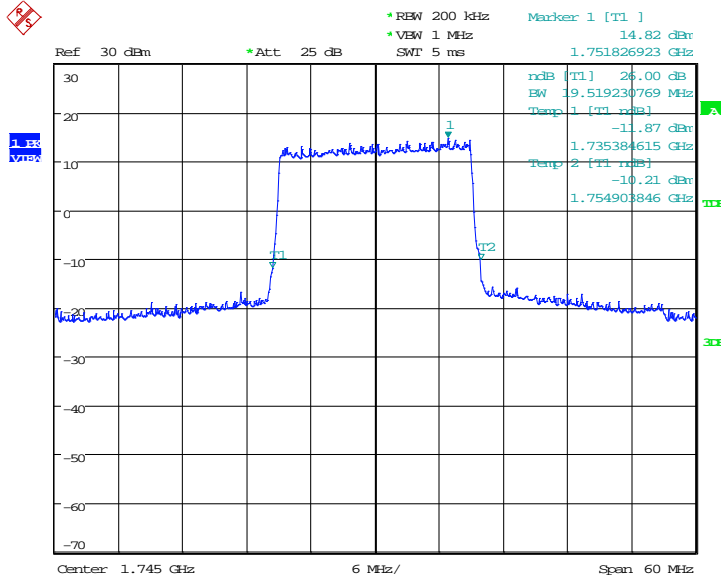
Date: 15.MAR.2019 23:03:26



**LTE band 66, 20MHz (-26dBc)**

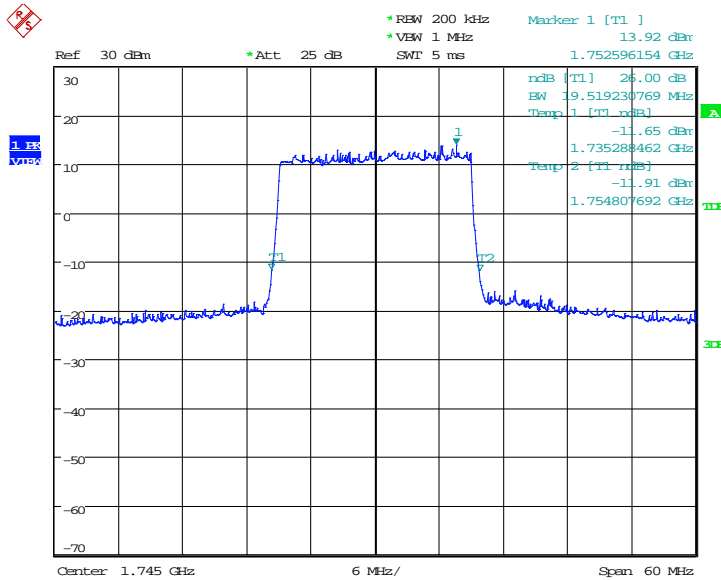
Frequency(MHz)	Occupied Bandwidth (-26dBc)( kHz)	
1745.0	QPSK	16QAM
	19519.23	19519.23

**LTE band 66, 20MHz Bandwidth, QPSK (-26dBc BW)**



Date: 15.MAR.2019 23:07:28

**LTE band 66, 20MHz Bandwidth, 16QAM (-26dBc BW)**



Date: 15.MAR.2019 23:07:44

Note: Expanded measurement uncertainty is  $U = 3428\text{Hz}$ ,  $k = 2$

## A.6 BAND EDGE COMPLIANCE

### Reference

FCC: CFR Part 2.1051, 22.917, 24.238, 27.53.

#### A.6.1 Measurement limit

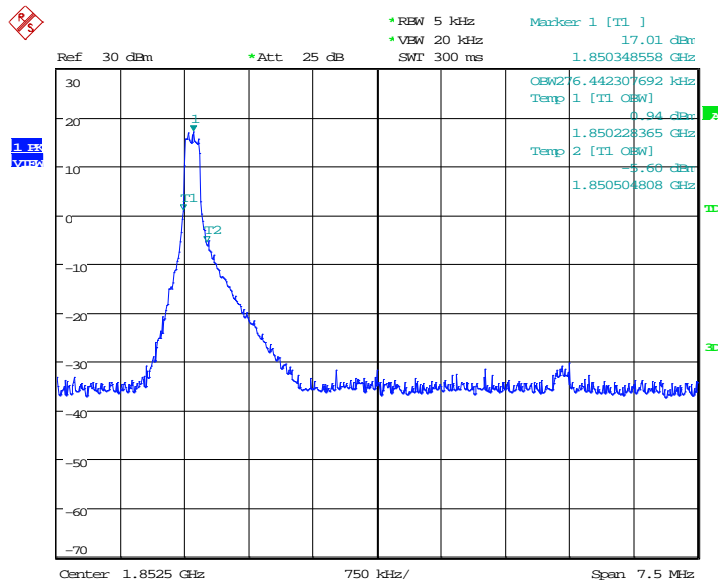
On any frequency outside frequency band of the US Cellular/PCS spectrum, the power of any emission shall be attenuated below the transmitter power (P, in Watts) by at least  $43+10\log(P)$  dB. For all power levels +30 dBm to 0 dBm, this becomes a constant specification limit of -13 dBm. A relaxation of the reference bandwidth is often provided for measurements within a specified frequency range at the edge of the authorized frequency block/band. This is often implemented by permitting the use of a narrower RBW (typically limited to a minimum RBW of 1% of the OBW) for measuring the out-of-band emissions without a requirement to integrate the result over the full reference bandwidth.

#### A.6.2 Measurement result

Only worst case result is given below

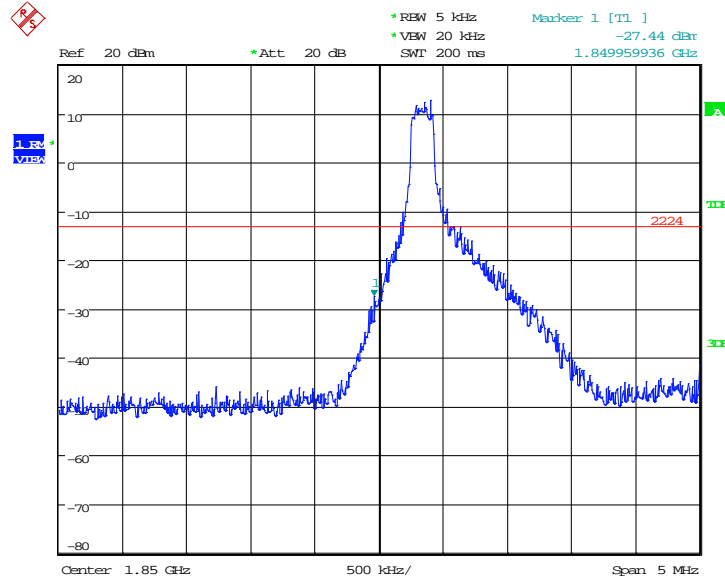
LTE band 2

OBW: 1RB-low\_offset



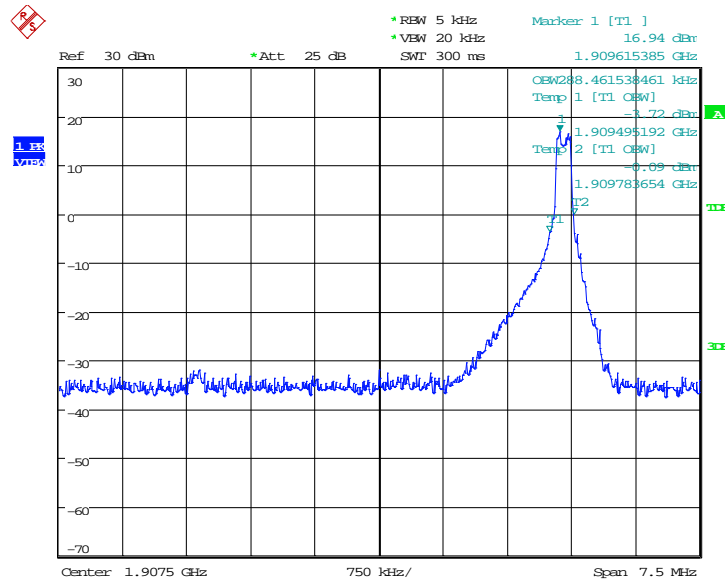
Date: 16.MAR.2019 02:38:11

**LOW BAND EDGE BLOCK-1RB-low\_offset**



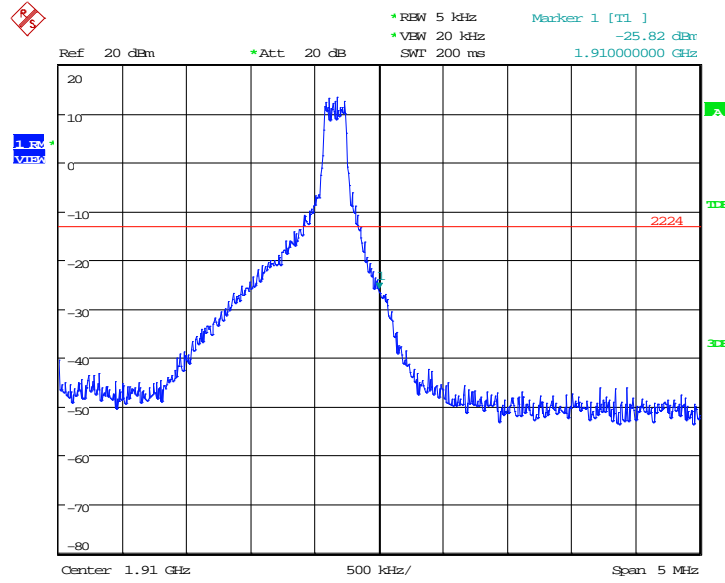
Date: 16.MAR.2019 02:38:55

**OBW: 1RB-high\_offset**



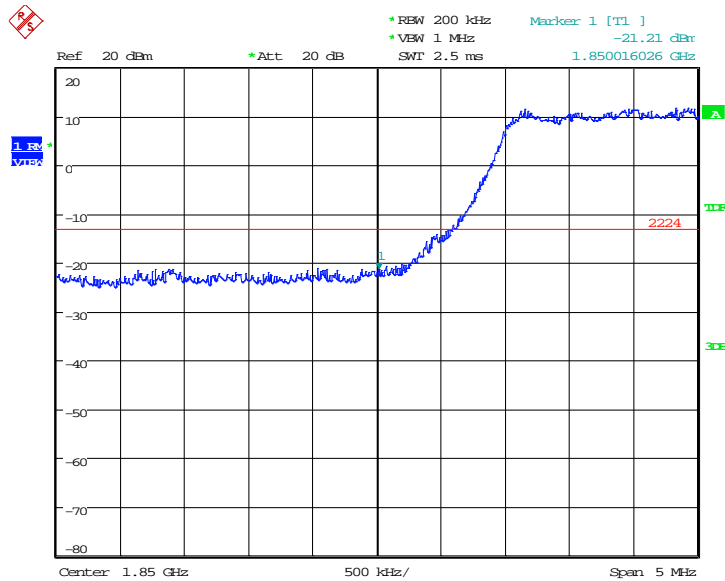
Date: 16.MAR.2019 02:55:06

### HIGH BAND EDGE BLOCK-1RB-high\_offset



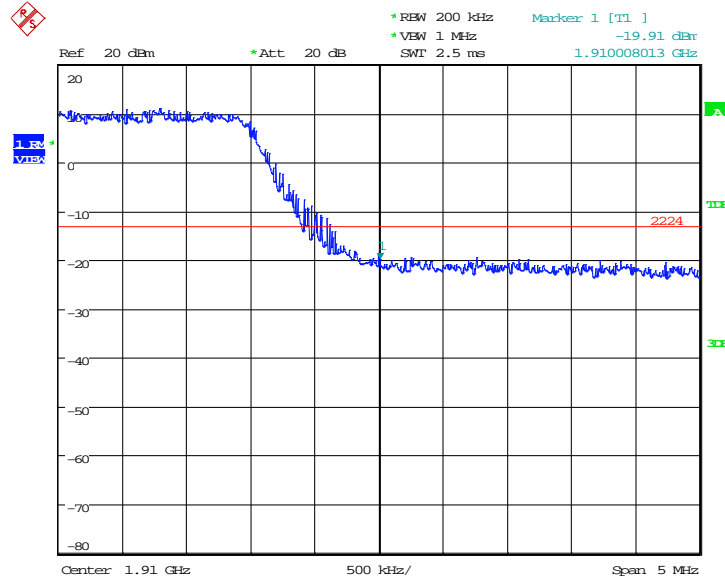
Date: 16.MAR.2019 02:55:50

### LOW BAND EDGE BLOCK-20MHz-100%RB



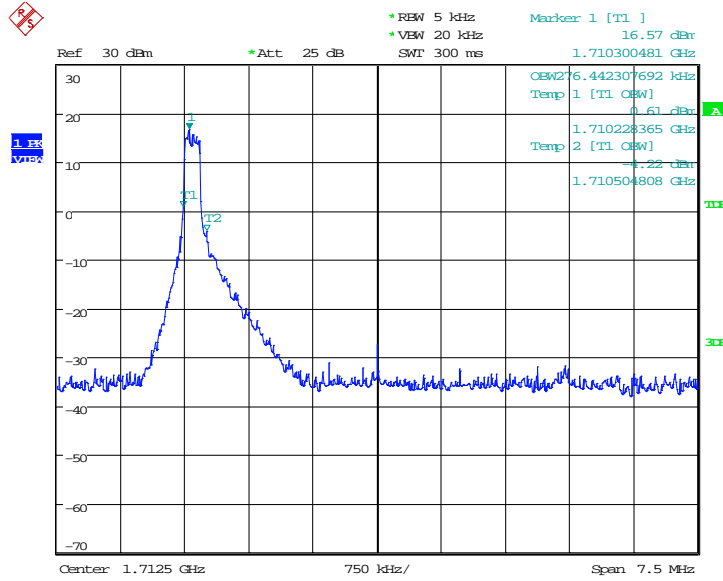
Date: 16.MAR.2019 04:08:14

HIGH BAND EDGE BLOCK-20MHz-100%RB



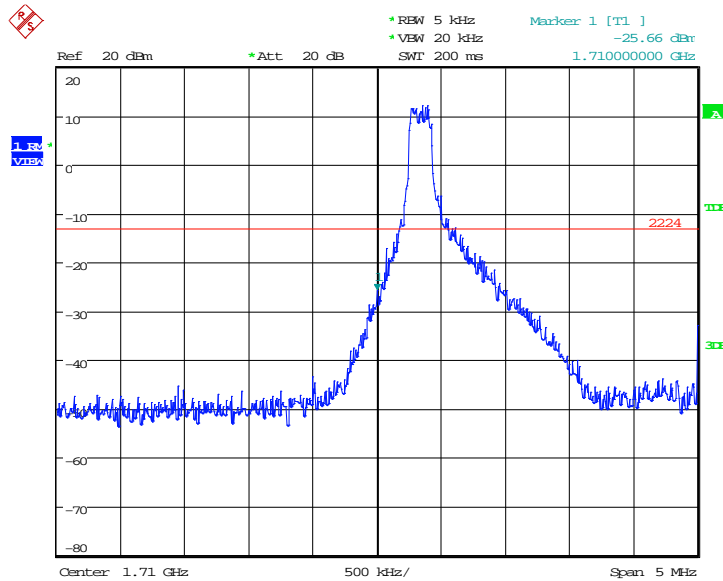
Date: 16.MAR.2019 04:06:53

**LTE band 4**  
**OBW: 1RB-low\_offset**



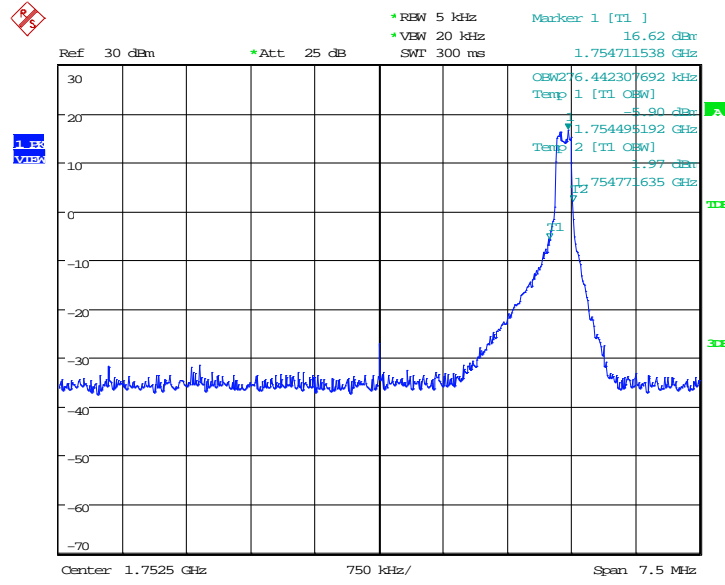
Date: 16.MAR.2019 02:39:51

**LOW BAND EDGE BLOCK-1RB-low\_offset**



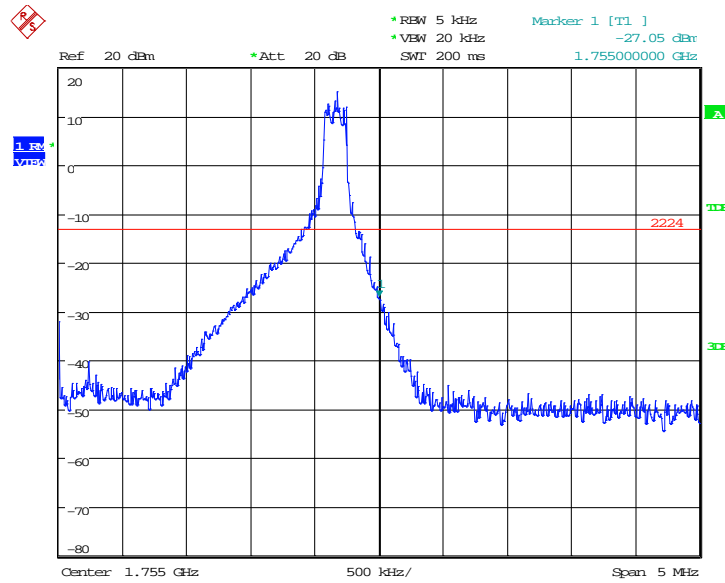
Date: 16.MAR.2019 02:40:35

**OBW: 1RB-high\_offset**



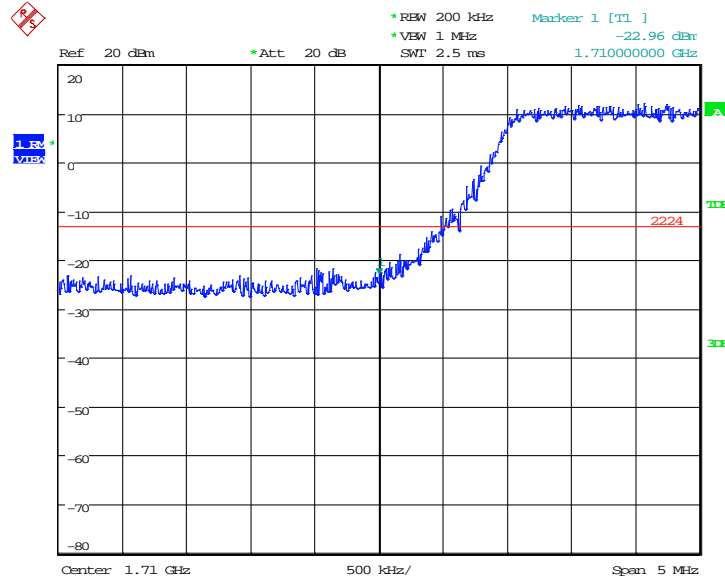
Date: 16.MAR.2019 02:56:46

**HIGH BAND EDGE BLOCK-1RB-high\_offset**



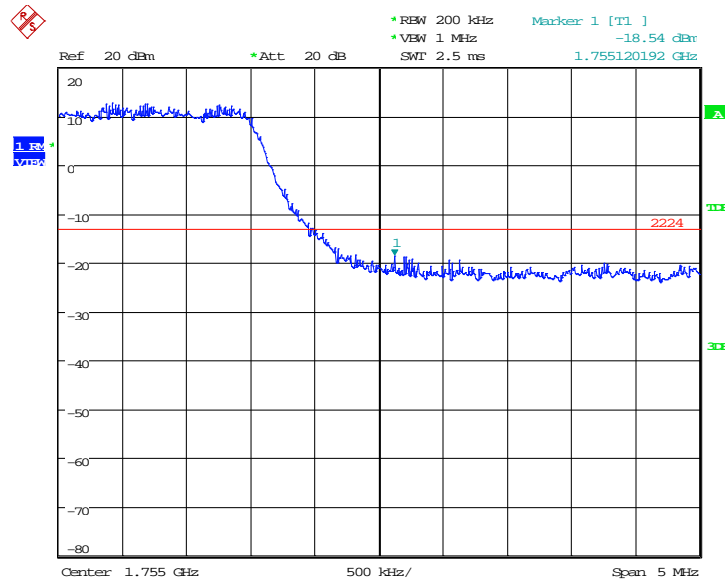
Date: 16.MAR.2019 02:57:30

**LOW BAND EDGE BLOCK-20MHz-100%RB**



Date: 16.MAR.2019 04:09:54

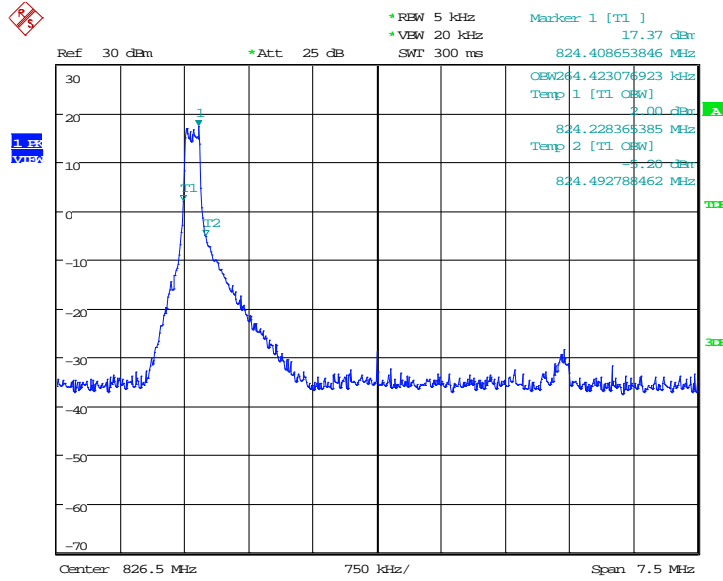
**HIGH BAND EDGE BLOCK-20MHz-100%RB**



Date: 16.MAR.2019 04:10:37

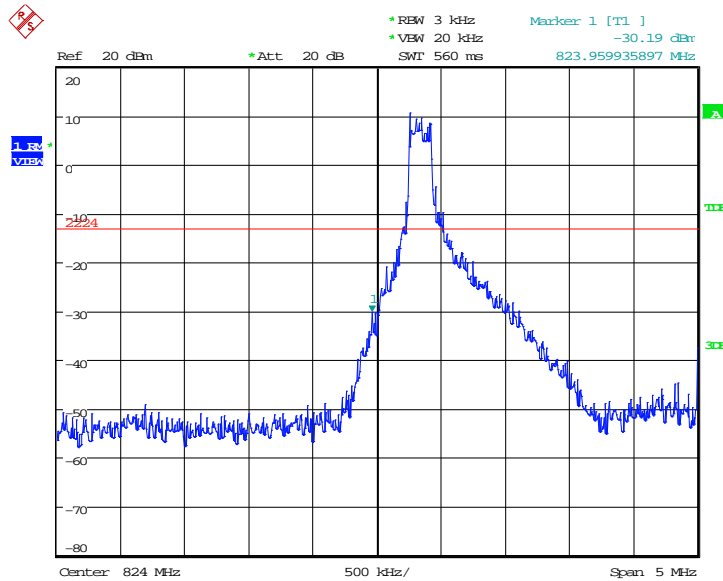


LTE band 5  
OBW: 1RB-low\_offset



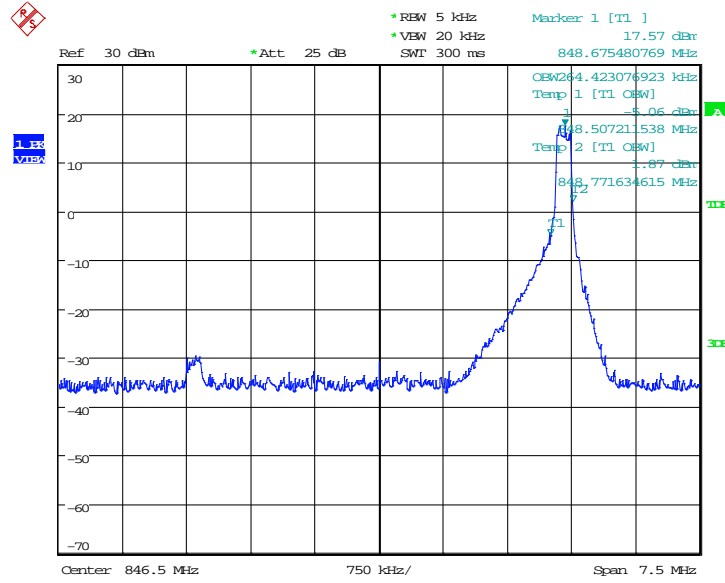
Date: 16.MAR.2019 02:36:31

LOW BAND EDGE BLOCK-1RB-low\_offset



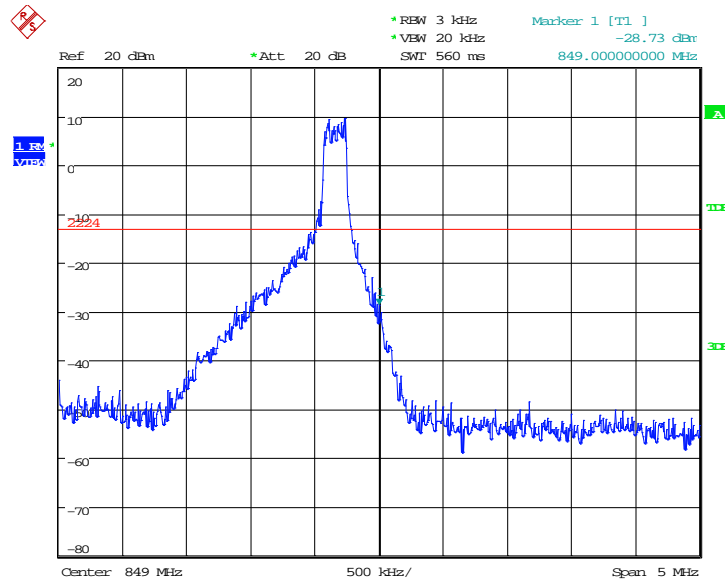
Date: 16.MAR.2019 02:37:15

**OBW: 1RB-high\_offset**



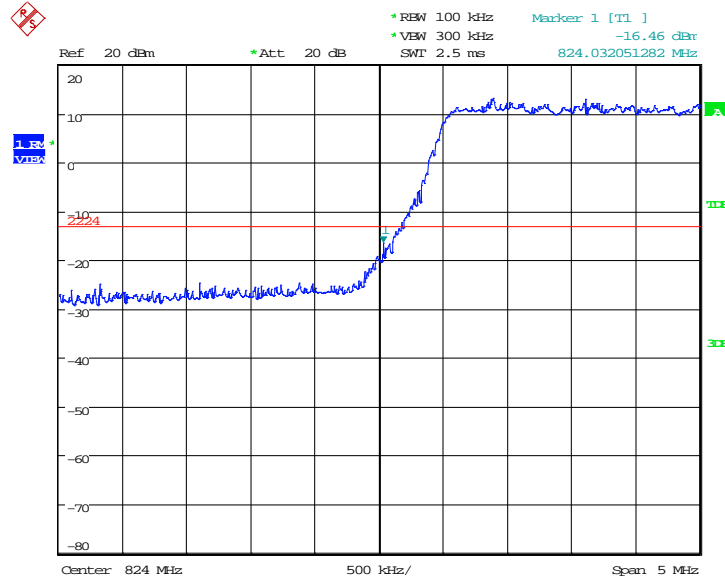
Date: 16.MAR.2019 02:53:25

**HIGH BAND EDGE BLOCK-1RB-high\_offset**



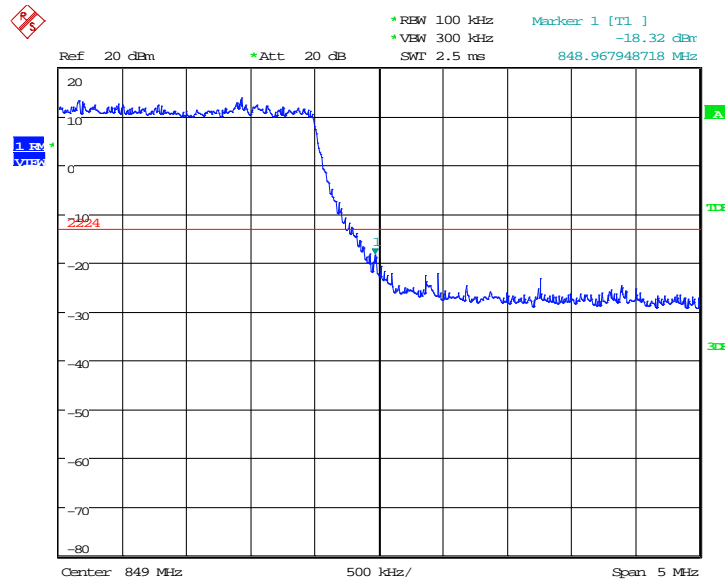
Date: 16.MAR.2019 02:54:10

**LOW BAND EDGE BLOCK-10MHz-100%RB**



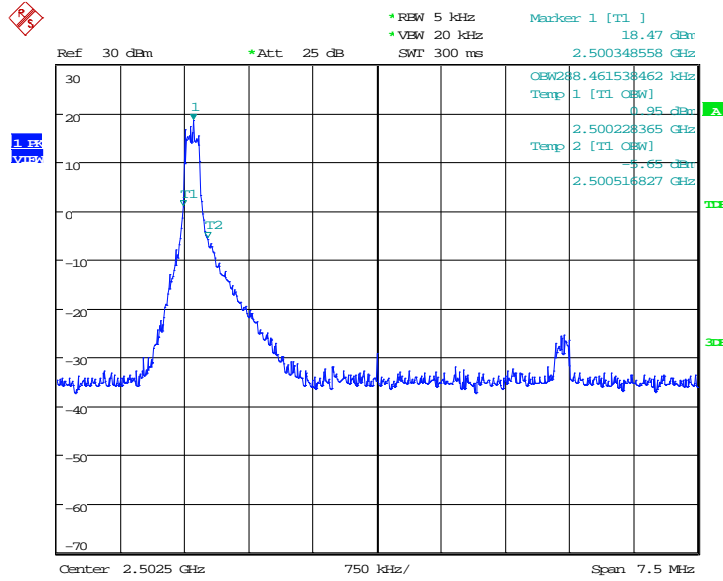
Date: 16.MAR.2019 03:57:14

**HIGH BAND EDGE BLOCK-10MHz-100%RB**



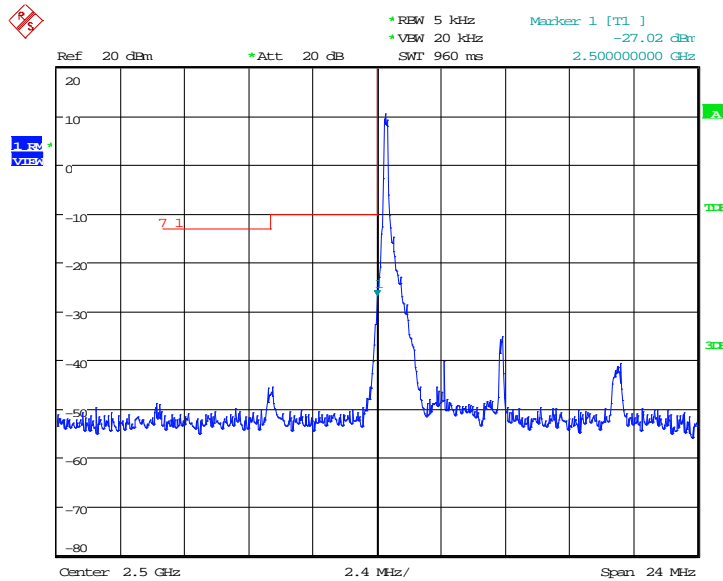
Date: 16.MAR.2019 03:58:30

LTE band 7  
OBW: 1RB-low\_offset



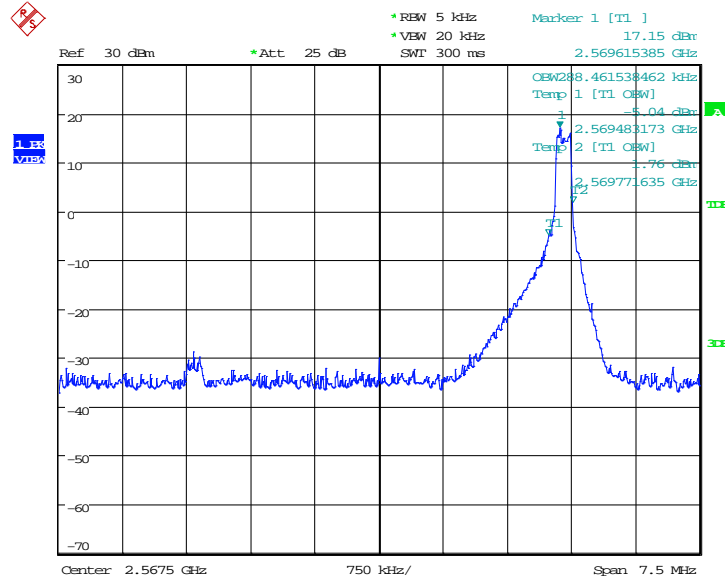
Date: 16.MAR.2019 02:33:08

LOW BAND EDGE BLOCK-1RB-low\_offset



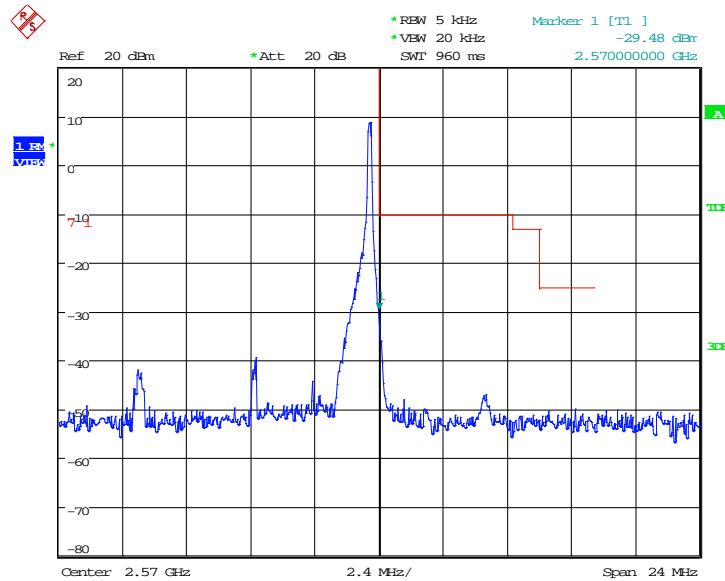
Date: 16.MAR.2019 02:33:52

**OBW: 1RB-high\_offset**



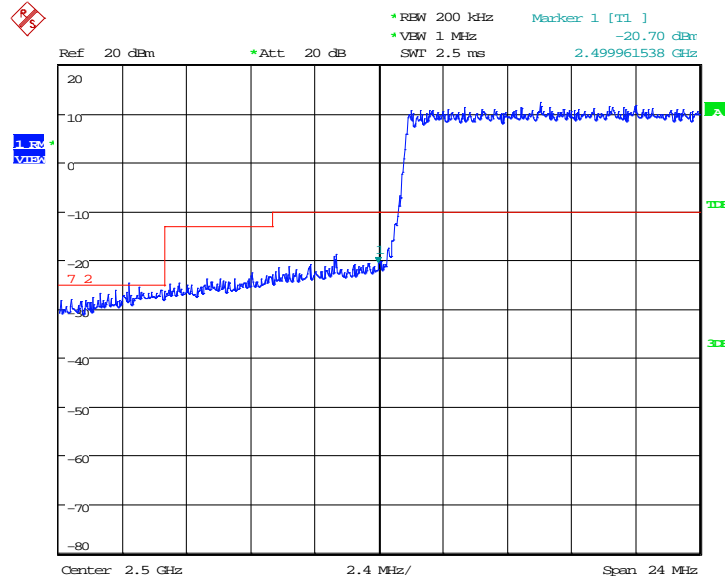
Date: 16.MAR.2019 02:50:06

**HIGH BAND EDGE BLOCK-1RB-high\_offset**



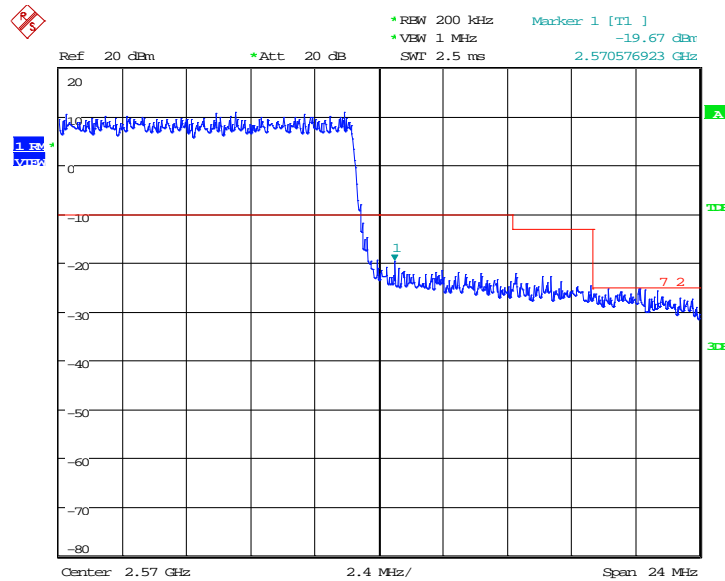
Date: 16.MAR.2019 02:50:50

### LOW BAND EDGE BLOCK-20MHz-100%RB



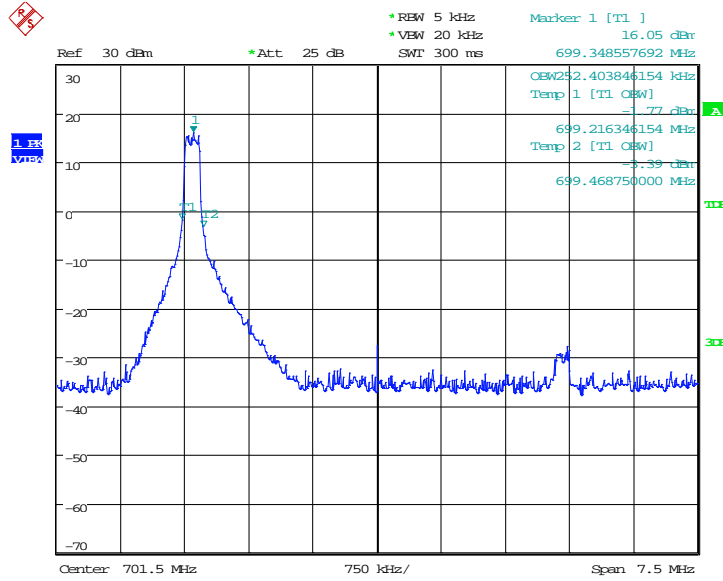
Date: 16.MAR.2019 04:15:10

### HIGH BAND EDGE BLOCK-20MHz-100%RB



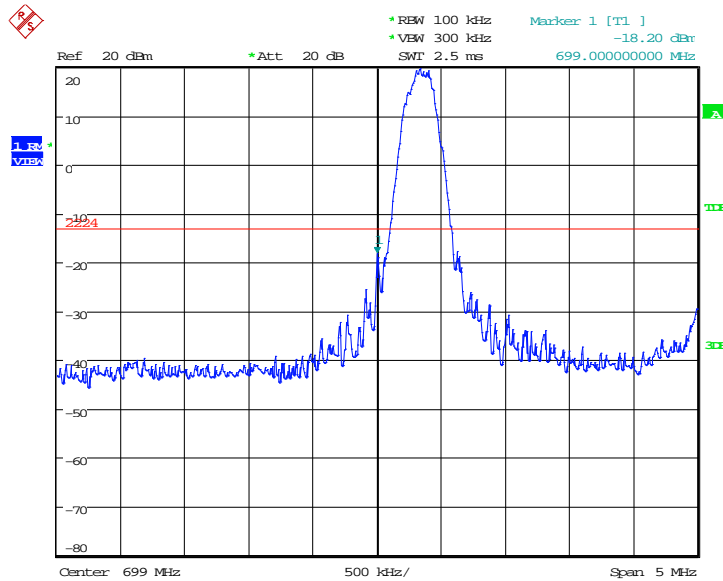
Date: 16.MAR.2019 04:14:10

LTE band 12  
OBW: 1RB-low\_offset



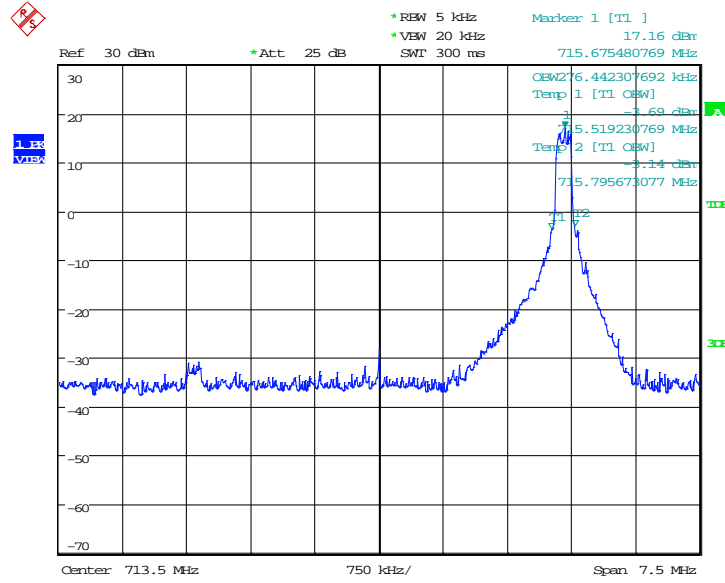
Date: 16.MAR.2019 02:41:32

LOW BAND EDGE BLOCK-1RB-low\_offset



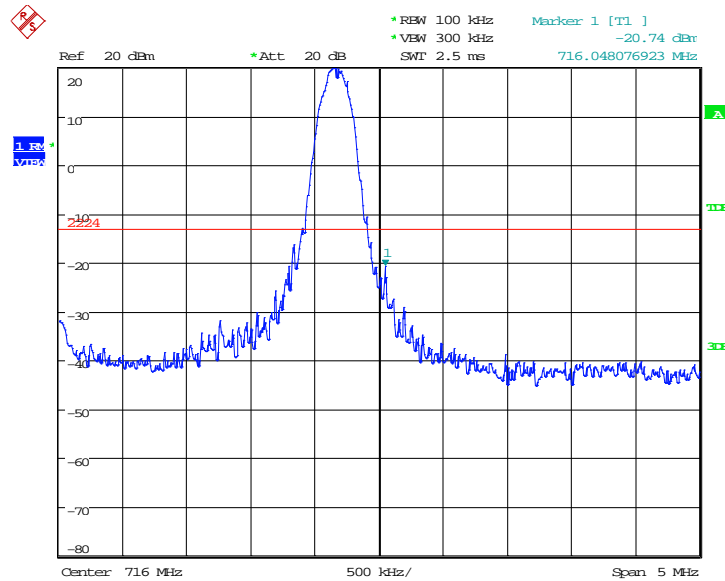
Date: 16.MAR.2019 02:42:16

**OBW: 1RB-high\_offset**



Date: 16.MAR.2019 02:58:26

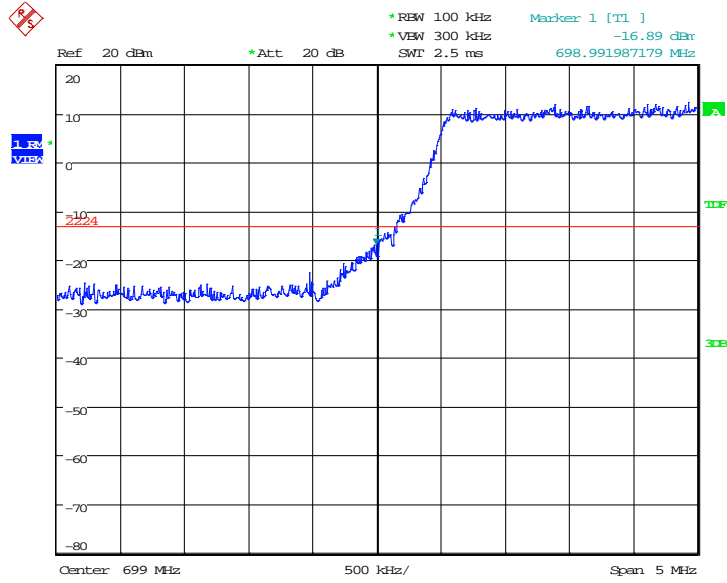
**HIGH BAND EDGE BLOCK-1RB-high\_offset**



Date: 16.MAR.2019 02:59:10

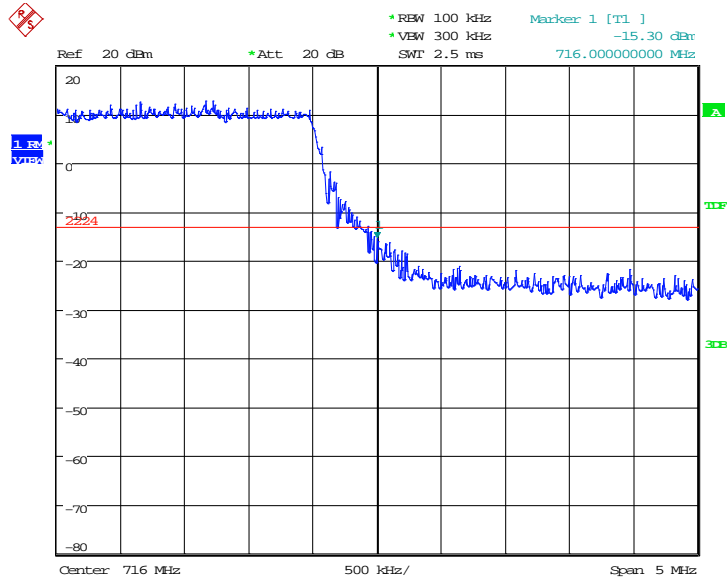


**LOW BAND EDGE BLOCK-10MHz-100%RB**



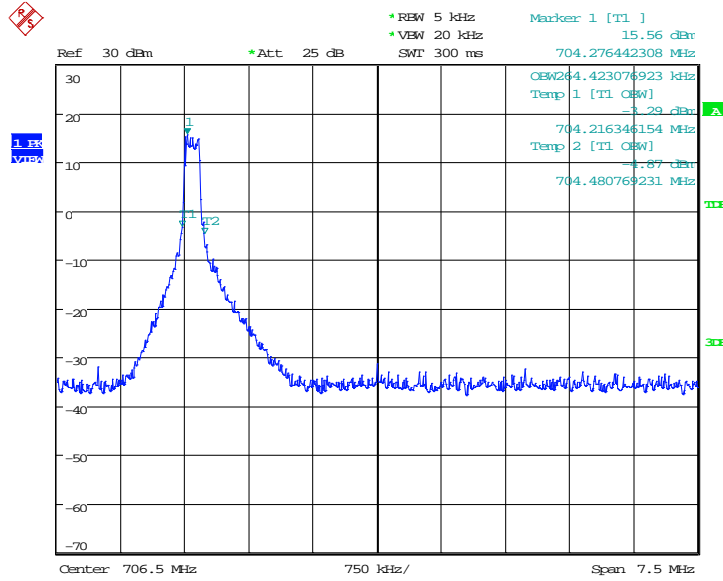
Date: 16.MAR.2019 04:48:45

**HIGH BAND EDGE BLOCK-10MHz-100%RB**



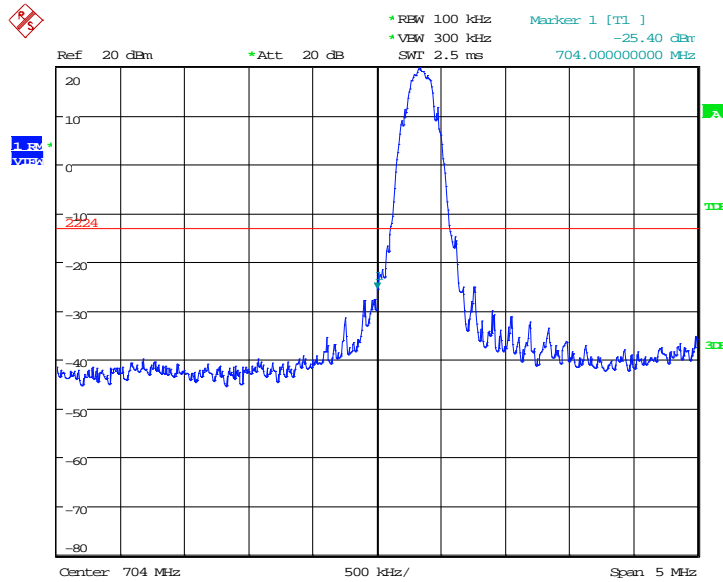
Date: 16.MAR.2019 03:53:41

LTE band 17  
OBW: 1RB-low\_offset



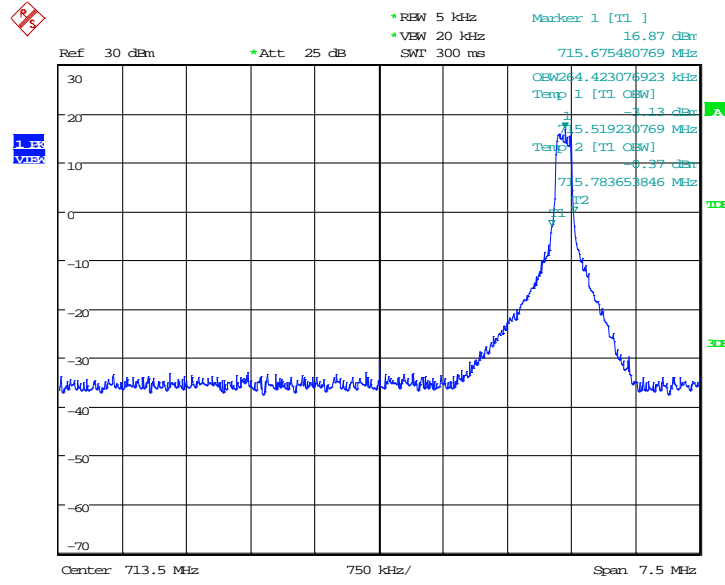
Date: 16.MAR.2019 02:43:14

LOW BAND EDGE BLOCK-1RB-low\_offset



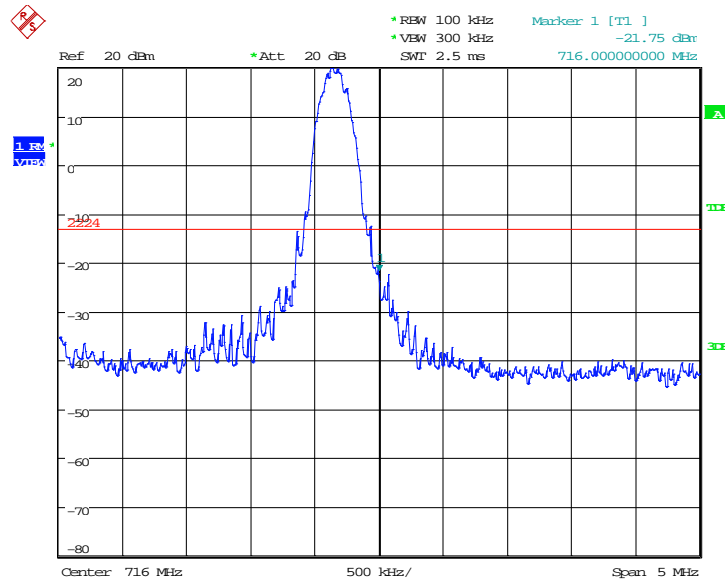
Date: 16.MAR.2019 02:43:58

**OBW: 1RB-high\_offset**



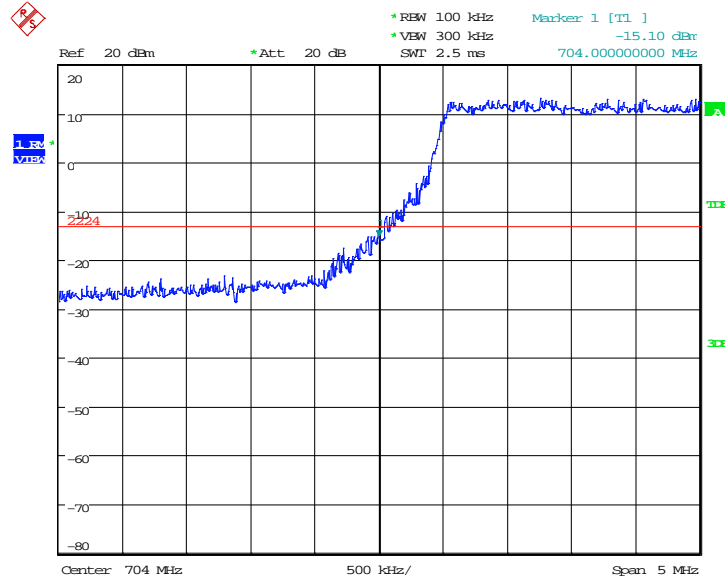
Date: 16.MAR.2019 03:00:08

**HIGH BAND EDGE BLOCK-1RB-high\_offset**



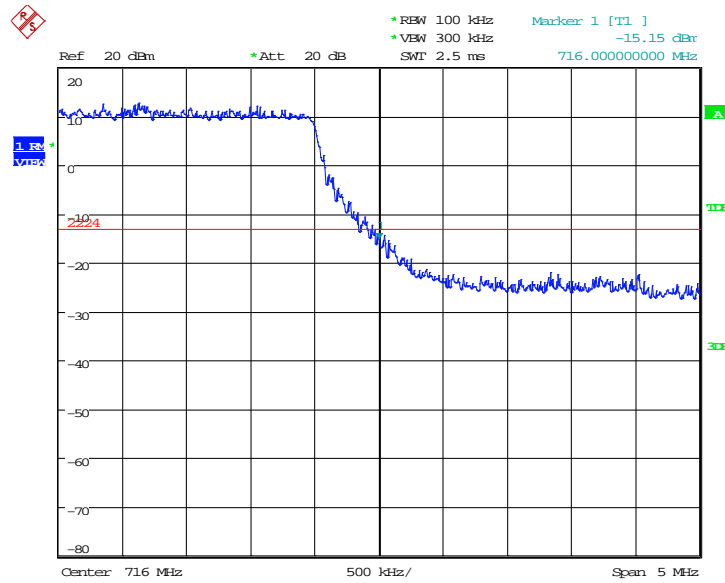
Date: 16.MAR.2019 03:00:52

**LOW BAND EDGE BLOCK-10MHz-100%RB**



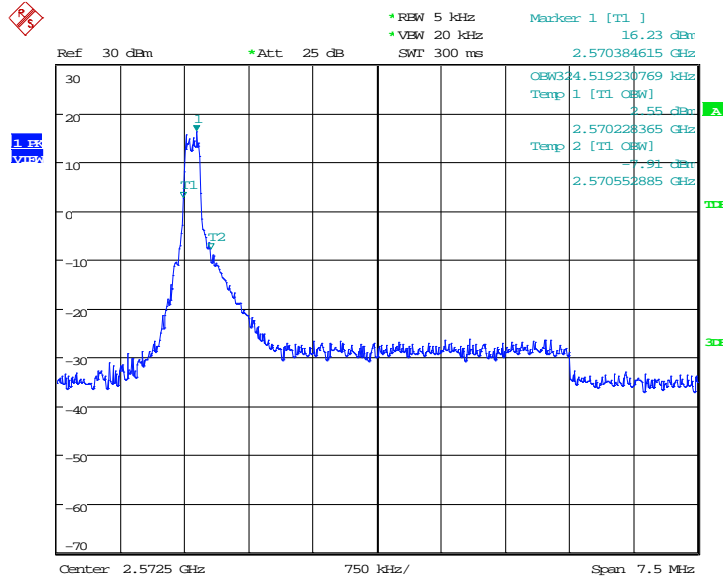
Date: 16.MAR.2019 04:53:27

**HIGH BAND EDGE BLOCK-10MHz-100%RB**



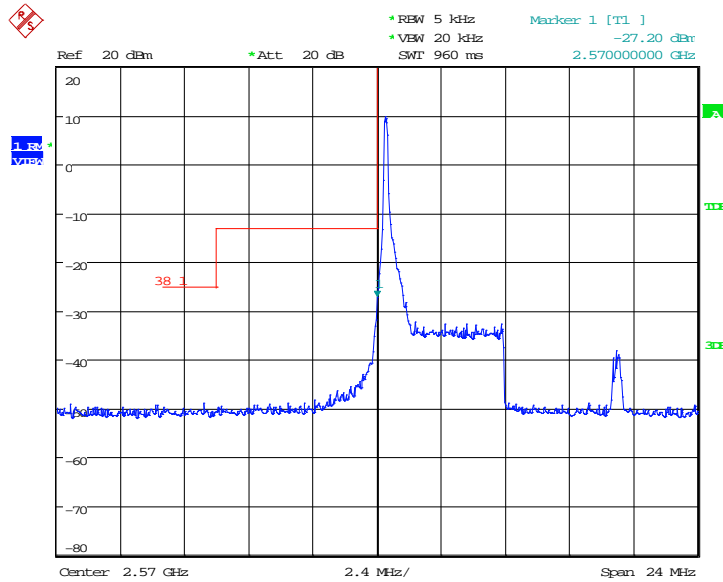
Date: 16.MAR.2019 04:04:13

LTE band 38  
OBW: 1RB-low\_offset



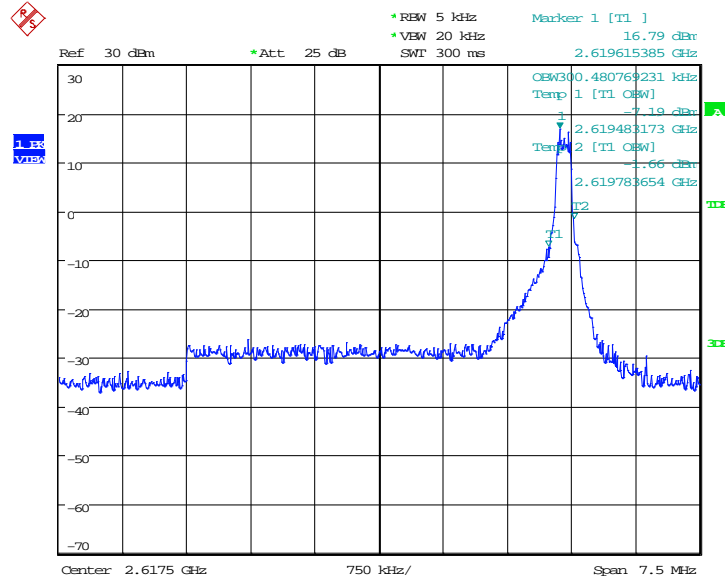
Date: 16.MAR.2019 02:34:49

LOW BAND EDGE BLOCK-1RB-low\_offset



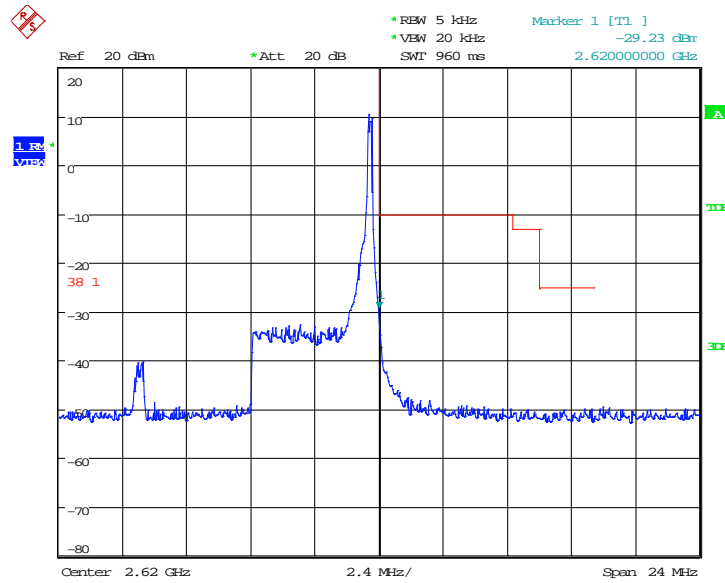
Date: 16.MAR.2019 04:37:17

**OBW: 1RB-high\_offset**



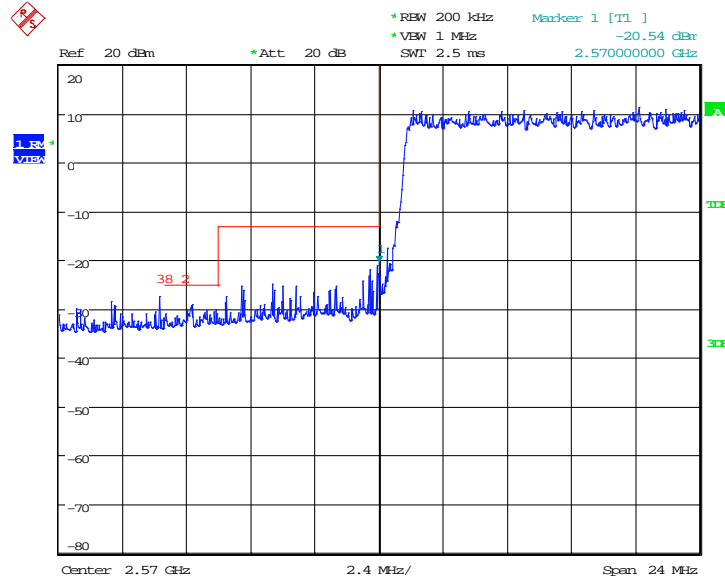
Date: 16.MAR.2019 02:51:45

**HIGH BAND EDGE BLOCK-1RB-high\_offset**



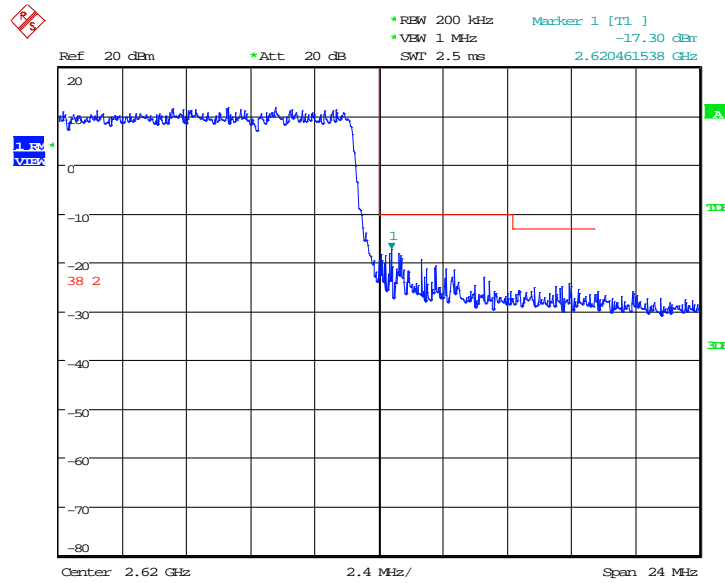
Date: 16.MAR.2019 04:38:25

**LOW BAND EDGE BLOCK-20MHz-100%RB**



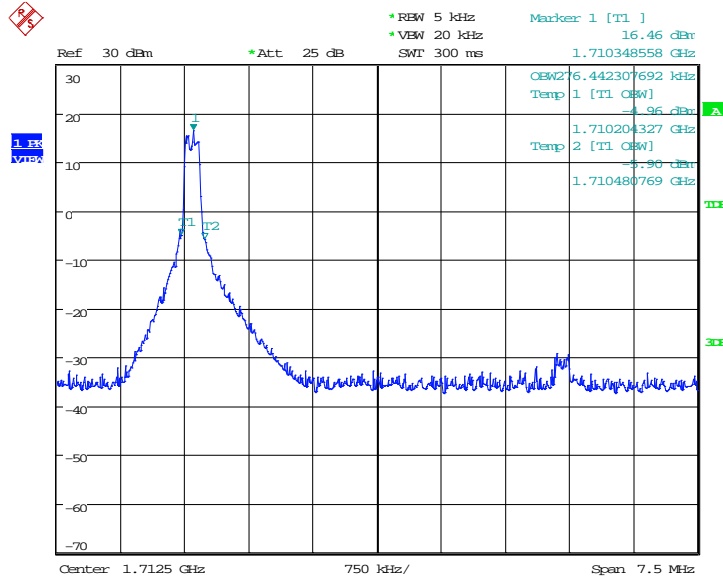
Date: 16.MAR.2019 04:32:17

**HIGH BAND EDGE BLOCK-20MHz-100%RB**



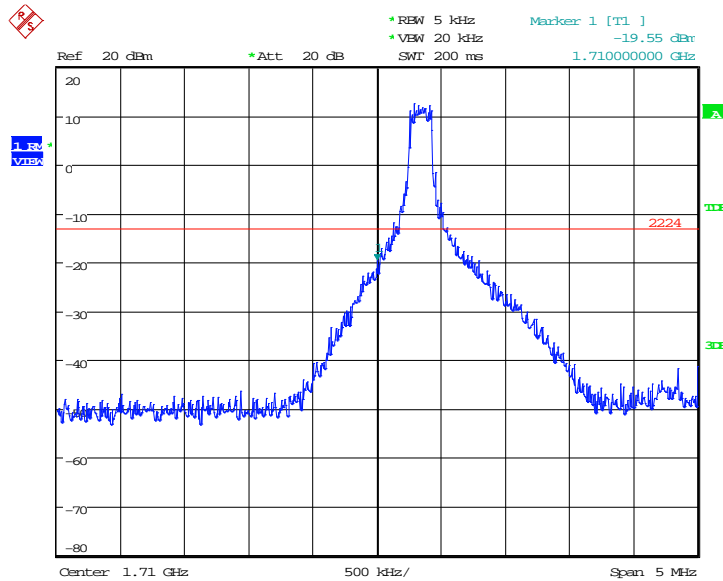
Date: 16.MAR.2019 04:33:39

LTE band 66  
OBW: 1RB-low\_offset



Date: 16.MAR.2019 02:44:54

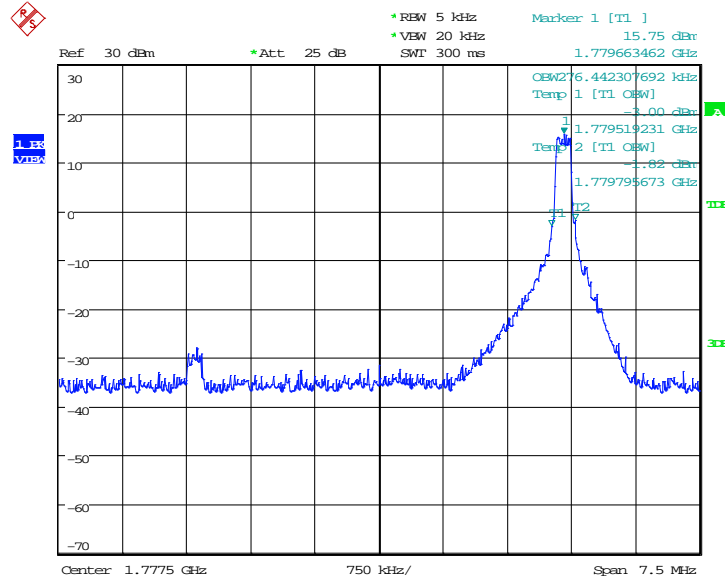
LOW BAND EDGE BLOCK-1RB-low\_offset



Date: 16.MAR.2019 02:45:38

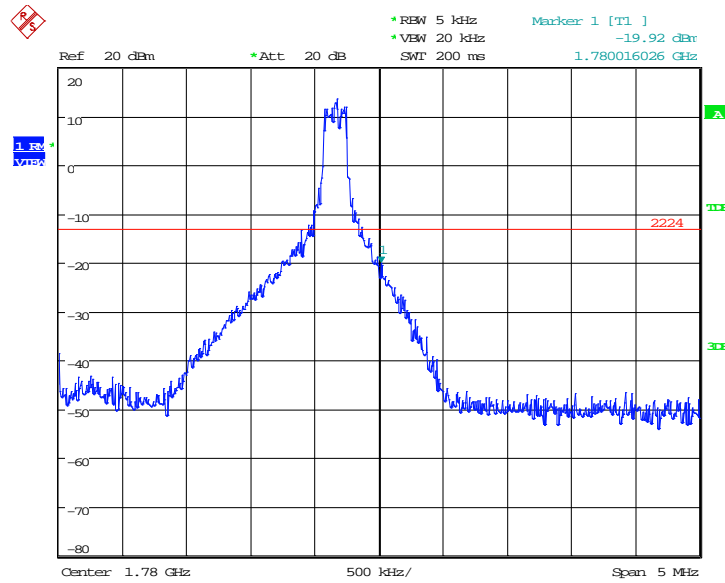


**OBW: 1RB-high\_offset**



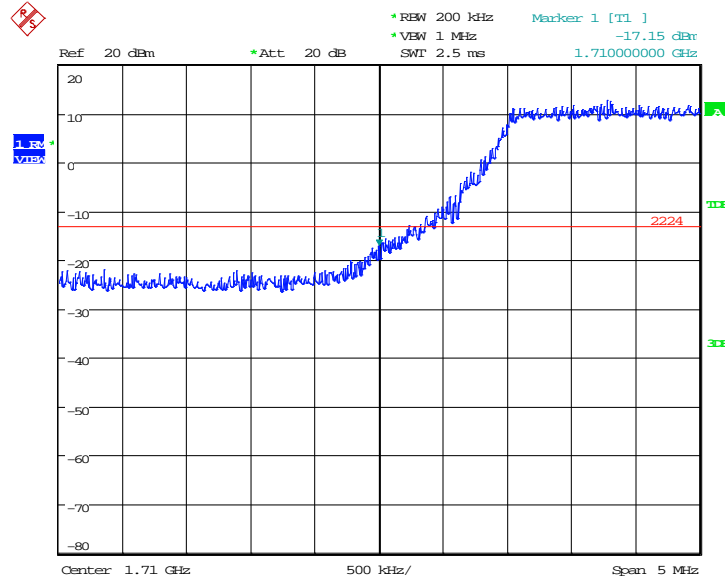
Date: 16.MAR.2019 03:01:50

**HIGH BAND EDGE BLOCK-1RB-high\_offset**



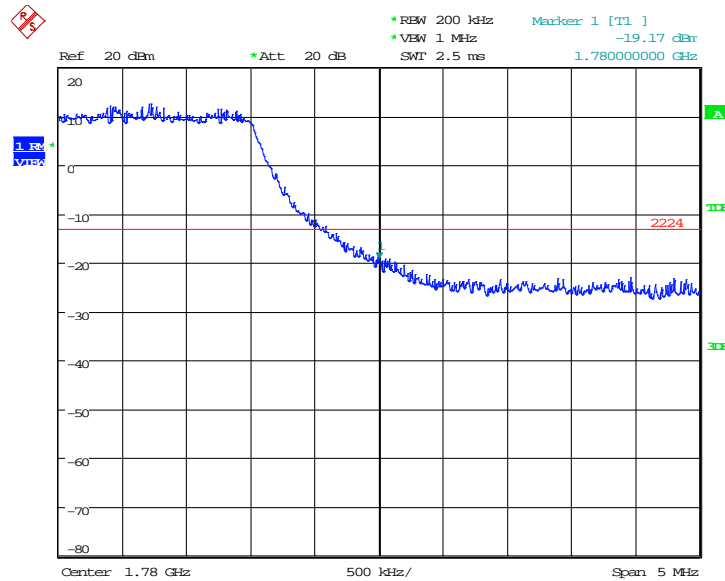
Date: 16.MAR.2019 03:02:34

**LOW BAND EDGE BLOCK-20MHz-100%RB**



Date: 16.MAR.2019 04:22:56

**HIGH BAND EDGE BLOCK-20MHz-100%RB**



Date: 16.MAR.2019 04:24:04

Note: Expanded measurement uncertainty is  $U = 0.488\text{dB}(100\text{KHz}-2\text{GHz})/1.211\text{dB}(2\text{GHz}-26.5\text{GHz})$ ,  $k = 1.96$

## **A.7 CONDUCTED SPURIOUS EMISSION**

### **Reference**

FCC: CFR Part 2.1051, 22.917, 24.238, 27.53.

### **A.7.1 Measurement Method**

The following steps outline the procedure used to measure the conducted emissions from the EUT.

1. Determine frequency range for measurements: From CFR 2.1051 the spectrum should be investigated from the lowest radio frequency generated in the equipment up to at least the 10th harmonic of the carrier frequency. For the mobile station equipment tested, this equates to a frequency range of 13 MHz to 9 GHz, data taken from 10 MHz to 25 GHz.
2. Determine EUT transmit frequencies: below outlines the band edge frequencies pertinent to conducted emissions testing.
3. The number of sweep points of spectrum analyzer is set to 30001 which is greater than span/RBW.

### **A. 7.2 Measurement Limit**

Part 22.917, Part 24.238 and Part 27.53(h) specify that the power of any emission outside of the authorized operating frequency ranges must be attenuated below the transmitting power (P) by a factor of at least  $43 + 10 \log(P)$  dB.

The specification that emissions shall be attenuated below the transmitter power (P) by at least  $43 + 10 \log (P)$  dB, translates in the relevant power range (1 to 0.001 W) to -13 dBm. At 1 W the specified minimum attenuation becomes 43 dB and relative to a 30 dBm (1 W) carrier becomes a limit of -13 dBm. At 0.001 W (0 dBm) the minimum attenuation is 13 dB, which again yields a limit of -13 dBm. In this way a translation of the specification from relative to absolute terms is carried out.

Part 27.53(m)(4) specifies for mobile digital stations, the attenuation factor shall be not less than  $40 + 10 \log (P)$  dB on all frequencies between the channel edge and 5 megahertz from the channel edge,  $43 + 10 \log (P)$  dB on all frequencies between 5 megahertz and X megahertz from the channel edge, and  $55 + 10 \log (P)$  dB on all frequencies more than X megahertz from the channel edge, where X is the greater of 6 megahertz or the actual emission bandwidth as defined in paragraph (m)(6) of this section. In addition, the attenuation factor shall not be less that  $43 + 10 \log (P)$  dB on all frequencies between 2490.5 MHz and 2496 MHz and  $55 + 10 \log (P)$  dB at or below 2490.5 MHz. Mobile Satellite Service licensees operating on frequencies below 2495 MHz may also submit a documented interference complaint against BRS licensees operating on channel BRS Channel 1 on the same terms and conditions as adjacent channel BRS or EBS licensees.

Part 27.53(a) states for mobile and portable stations operating in the 2305–2315 MHz and 2350–2360 MHz bands: By a factor of not less than:  $43 + 10 \log (P)$  dB on all frequencies between 2305 and 2320 MHz and on all frequencies between 2345 and 2360 MHz that are outside the licensed band(s) of operation, not less than  $55 + 10 \log (P)$  dB on all frequencies between 2320 and 2324 MHz and on all frequencies between 2341 and 2345 MHz, not less than  $61 + 10 \log (P)$  dB on all frequencies between 2324 and 2328 MHz and on all frequencies between 2337 and 2341 MHz, and not less than  $67 + 10 \log (P)$  dB on all frequencies between 2328 and 2337MHz;

By a factor of not less than  $43 + 10 \log (P)$  dB on all frequencies between 2300 and 2305 MHz,  $55 + 10 \log (P)$  dB on all frequencies between 2296 and 2300MHz,  $61 + 10 \log (P)$  dB on all frequencies between 2292 and 2296 MHz,  $67 + 10 \log (P)$  dB on all frequencies between 2288 and 2292 MHz, and  $70 + 10 \log (P)$  dB below 2288 MHz; By a factor of not less than  $43 + 10 \log (P)$  dB on all frequencies between 2360 and 2365 MHz, and not less than  $70 + 10 \log (P)$  dB above 2365 MHz.

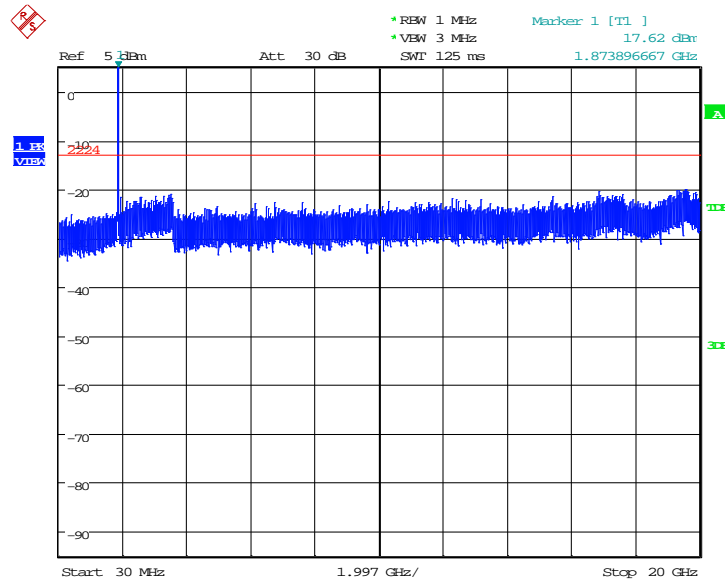
**A. 7.3 Measurement result**

**Only worst case result is given below**

**LTE band 2 : 30MHz – 20GHz**

Spurious emission limit –13dBm.

**NOTE: peak above the limit line is the carrier frequency.**

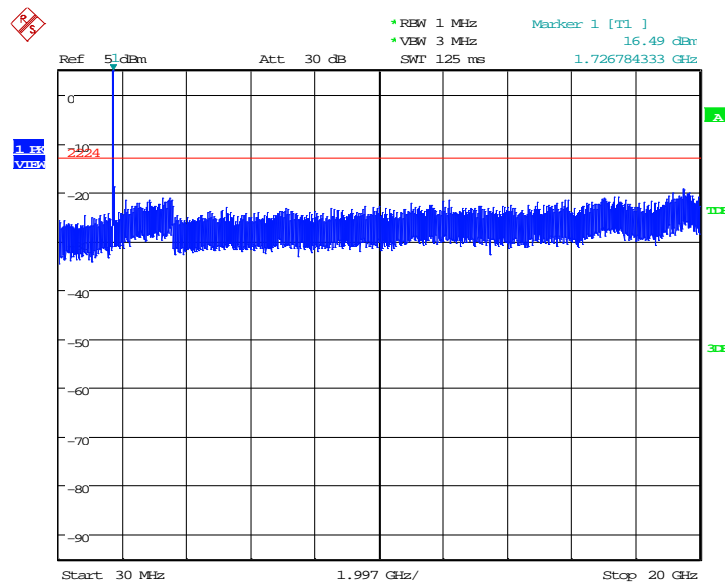


Date: 15.MAR.2019 19:49:58

**LTE band 4 : 30MHz – 20GHz**

Spurious emission limit –13dBm.

**NOTE: peak above the limit line is the carrier frequency.**

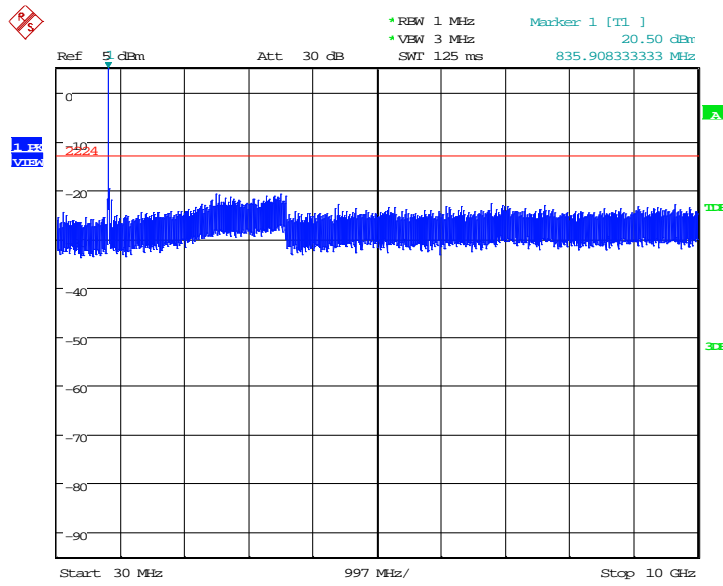


Date: 15.MAR.2019 20:15:57

**LTE band 5 : 30MHz – 10GHz**

Spurious emission limit –13dBm.

**NOTE: peak above the limit line is the carrier frequency.**

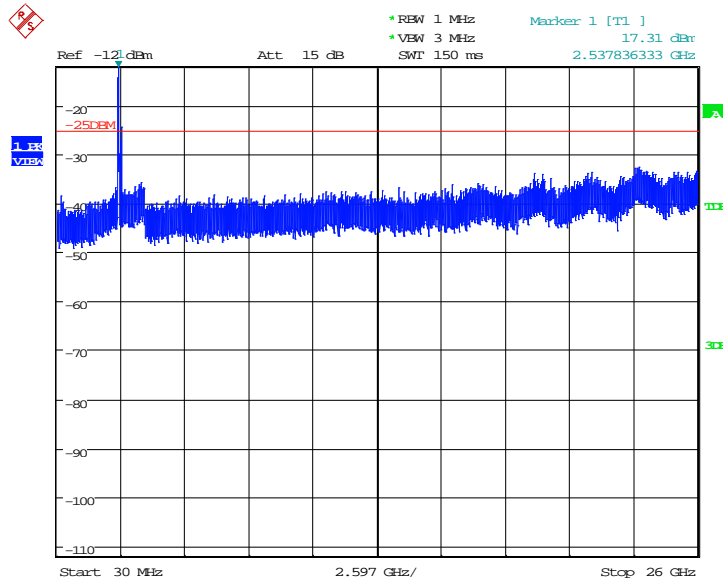


Date: 15.MAR.2019 19:24:00

**LTE band 7: 30MHz – 26GHz**

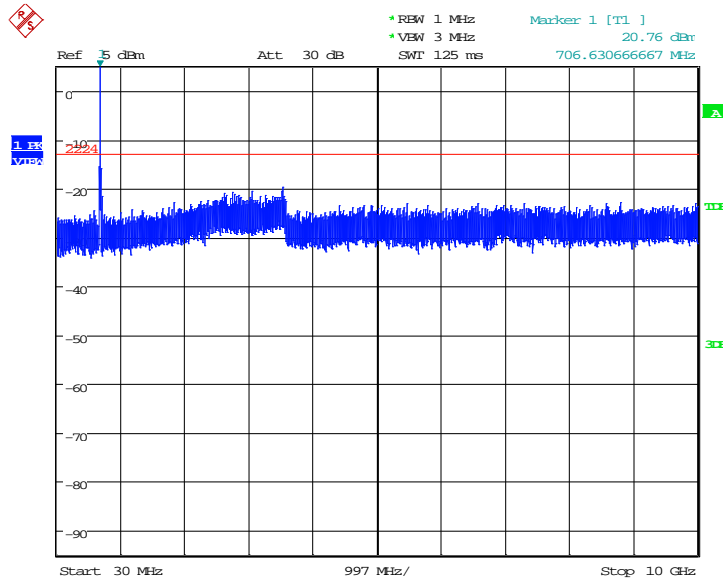
Spurious emission limit –13dBm.

**NOTE: peak above the limit line is the carrier frequency.**



Date: 15.MAR.2019 16:40:43

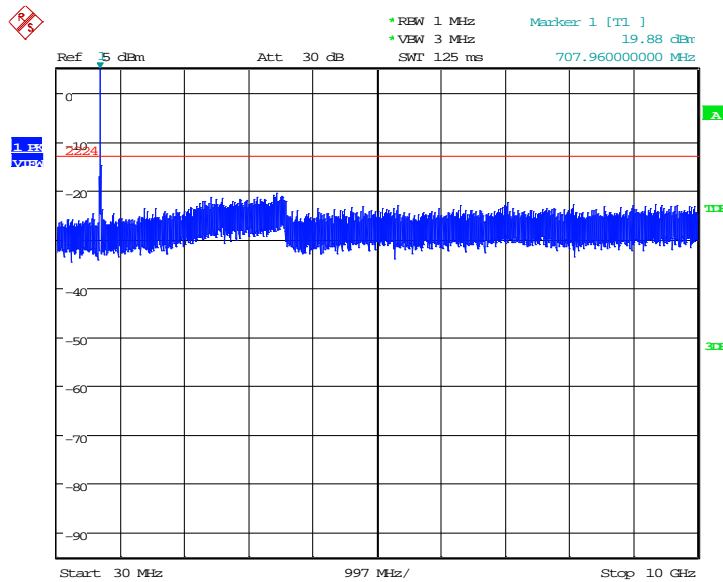
**LTE band 12: 30MHz – 10GHz**  
Spurious emission limit –13dBm.



Date: 15.MAR.2019 22:34:05

**LTE band 17: 30MHz – 10GHz**  
Spurious emission limit –13dBm.

**NOTE: peak above the limit line is the carrier frequency.**

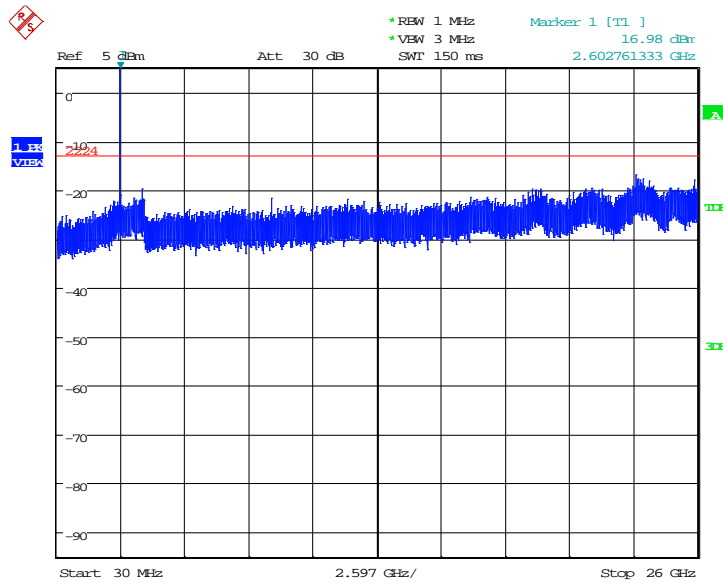


Date: 15.MAR.2019 22:42:46

**LTE band 38: 30MHz – 26GHz**

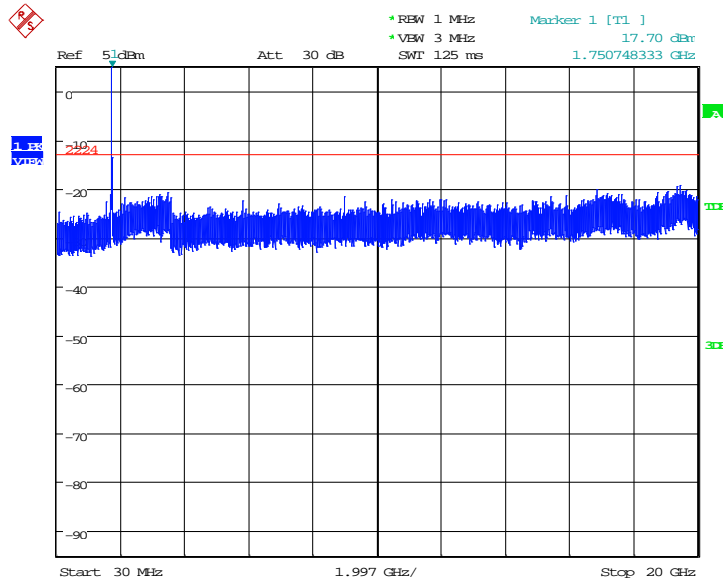
Spurious emission limit –13dBm.

**NOTE: peak above the limit line is the carrier frequency.**



Date: 15.MAR.2019 16:58:31

**LTE band 66: 30MHz – 20GHz**



Date: 15.MAR.2019 23:08:38

Note: Expanded measurement uncertainty is  $U = 0.488\text{dB}(100\text{KHz}-2\text{GHz})/1.211\text{dB}(2\text{GHz}-26.5\text{GHz}), k = 1.96$



## **A.8 PEAK-TO-AVERAGE POWER RATIO**

### **Reference**

FCC: CFR Part 24.232, 27.50(d)

The peak-to-average power ratio (PAPR) of the transmitter output power must not exceed 13 dB. The PAPR measurements should be made using either an instrument with complementary cumulative distribution function (CCDF) capabilities to determine that PAPR will not exceed 13 dB for more than 0.1 percent of the time or other Commission approved procedure. The measurement must be performed using a signal corresponding to the highest PAPR expected during periods of continuous transmission.

- a) Refer to instrument's analyzer instruction manual for details on how to use the power statistics/CCDF function;
- b) Set resolution/measurement bandwidth  $\geq$  signal's occupied bandwidth;
- c) Set the number of counts to a value that stabilizes the measured CCDF curve;
- d) Set the measurement interval to 1 ms
- e) Record the maximum PAPR level associated with a probability of 0.1%

### **A.8.1 Measurement limit**

not exceed 13 dB

### **A.8.2 Measurement results**

#### **LTE band 2**

Frequency(MHz)	Bandwidth(MHz)	PAPR(dB)	
		QPSK	16QAM
1880.0	20	7.02	7.53
	15	6.54	7.12
	10	5.74	6.51
	5	5.67	6.22
	3	5.42	6.22
	1.4	5.38	6.12

#### **LTE band 4**

Frequency(MHz)	Bandwidth(MHz)	PAPR(dB)	
		QPSK	16QAM
1732.5	20	6.92	7.60
	15	6.44	7.12
	10	5.90	6.70
	5	5.87	6.60
	3	5.87	6.67
	1.4	5.96	6.51

**LTE band 7**

Frequency(MHz)	Bandwidth(MHz)	PAPR(dB)	
		QPSK	16QAM
2510.0	20	7.18	7.56
	15	6.57	7.21
	10	6.03	6.67
	5	5.87	6.31

**LTE band 12**

Frequency(MHz)	Bandwidth(MHz)	PAPR(dB)	
		QPSK	16QAM
707.5	10	5.64	6.54
	5	5.87	6.57
	3	5.77	6.67
	1.4	5.77	6.41

**LTE band 17**

Frequency(MHz)	Bandwidth(MHz)	PAPR(dB)	
		QPSK	16QAM
710.0	10	5.77	6.63
	5	5.74	6.57

**LTE band 38**

Frequency(MHz)	Bandwidth(MHz)	PAPR(dB)	
		QPSK	16QAM
2595.0	20	8.21	10.45
	15	7.63	9.29
	10	7.21	8.01
	5	7.15	7.95

**LTE band 66**

Frequency(MHz)	Bandwidth(MHz)	PAPR(dB)	
		QPSK	16QAM
1745.0	20	6.92	7.50
	15	6.41	7.15
	10	5.71	6.44
	5	5.54	6.12
	3	5.26	5.99
	1.4	5.26	5.90

Note: Expanded measurement uncertainty is  $U = 0.483$ ,  $k = 2$

**\*\*\*END OF REPORT\*\*\***