

FCC Test Report

Applicant : **D2G Group LLC**

Address : **81 Commerce Drive, Fall River,
Massachusetts, 02720, United States**

Product Name : **75inch Floor Standing Digital Signage**

Report Date : **Jan. 12, 2024**



Shenzhen Anbotek Compliance Laboratory Limited

Shenzhen Anbotek Compliance Laboratory Limited

Address: 1/F., Building D, Sogood Science and Technology Park, Sanwei Community,
Hangcheng Street, Bao'an District, Shenzhen, Guangdong, China.
Tel: (86) 0755-26066440 Fax: (86) 0755-26014772 Email: service@anbotek.com

Code: AB-RF-05-b



Hotline

400-003-0500

www.anbotek.com.cn



Contents

1. General Information	6
1.1. Client Information	6
1.2. Description of Device (EUT)	6
1.3. Auxiliary Equipment Used During Test	8
1.4. Description of Test Modes	8
1.5. Description Of Test Setup	9
1.6. Test Equipment List	10
1.7. Measurement Uncertainty	11
1.8. Description of Test Facility	11
1.9. Disclaimer	12
2. Summary of Test Results	13
3. Conducted Emission Test	14
3.1. Test Standard and Limit	14
3.2. Test Setup	14
3.3. Test Procedure	14
3.4. Test Data	15
4. Radiation Spurious Emission and Band Edge	18
4.1. Test Standard and Limit	18
4.2. Test Setup	19
4.3. Test Procedure	21
4.4. Test Data	21
5. Maximum conducted output power Test	33
5.1. Test Standard and Limit	33
5.2. Test Setup	33
5.3. Test Procedure	34
5.4. Test Data	34
6. 26dB Bandwidth & 99% Occupied Bandwidth Test	35
6.1. Test Standard	35
6.2. Test Setup	35
6.3. Test Procedure	35
6.4. Test Data	35
7. Minimum 6dB bandwidth Test	36
7.1. Test Standard	36
7.2. Test Setup	36
7.3. Test Procedure	36
7.4. Test Data	36
8. Power Spectral Density Test	37
8.1. Test Standard and Limit	37
8.2. Test Setup	37



8.3. Test Procedure.....	37
8.4. Test Data.....	38
9. Frequency Stability.....	39
9.1. Test Standard and Limit.....	39
9.2. Test Setup.....	39
9.3. Test Procedure.....	39
9.4. Test Data.....	39
10. Antenna Requirement.....	61
10.1. Test Standard and Requirement.....	61
10.2. Antenna Connected Construction.....	61
APPENDIX I -- TEST SETUP PHOTOGRAPH.....	62
APPENDIX II -- EXTERNAL PHOTOGRAPH.....	62
APPENDIX III -- INTERNAL PHOTOGRAPH.....	62



TEST REPORT

Applicant : D2G Group LLC
Manufacturer : Shenzhen I-Pivot Intelligent Technology Co., Ltd
Product Name : 75inch Floor Standing Digital Signage
Test Model No. : DF075NLB
Reference Model No. : N/A
Trade Mark : Displays2go
Rating(s) :
Rated Voltage: AC 100-240V
Rated Current: 0.65-1.8A
Rated Frequency: 50/60Hz
Max Power Consumption:160W
Test Standard(s) : **FCC Part15 Subpart E, Paragraph 15.407**
Test Method(s) : **ANSI C63.10: 2020**
KDB 789033 D02 General UNII Test Procedures New Rules v02r01

The device described above is tested by Shenzhen Anbotek Compliance Laboratory Limited to determine the maximum emission levels emanating from the device and the severe levels of the device can endure and its performance criterion. The measurement results are contained in this test report and Shenzhen Anbotek Compliance Laboratory Limited is assumed full of responsibility for the accuracy and completeness of these measurements. Also, this report shows that the EUT (Equipment Under Test) is technically compliant with the FCC Part 15 Subpart E requirements.

This report applies to above tested sample only and shall not be reproduced in part without written approval of Shenzhen Anbotek Compliance Laboratory Limited.

Date of Receipt

Nov. 20, 2023

Date of Test

Nov. 20 ~ Dec. 06, 2023

Prepared By

Nian xiu Chen

(Nianxiu Chen)

Approved & Authorized Signer

Edward Pan

(Edward Pan)



Revision History

Report Version	Description	Issued Date
R00	Original Issue.	Jan. 12, 2024



1. General Information

1.1. Client Information

Applicant	:	D2G Group LLC
Address	:	81 Commerce Drive, Fall River, Massachusetts, 02720, United States
Manufacturer	:	Shenzhen I-Pivot Intelligent Technology Co., Ltd
Address	:	2nd Floor, Building 2A, Dacheng Industrial Zone, No. 357 Jihua Rd, Longgang District, Shenzhen, Guangdong, China
Factory	:	Shenzhen I-Pivot Intelligent Technology Co., Ltd
Address	:	2nd Floor, Building 2A, Dacheng Industrial Zone, No. 357 Jihua Rd, Longgang District, Shenzhen, Guangdong, China

1.2. Description of Device (EUT)

Product Name	:	75inch Floor Standing Digital Signage			
Test Model No.	:	DF075NLB			
Reference Model No.	:	N/A			
Trade Mark	:	Displays2go			
Test Power Supply	:	AC 120V, 60Hz			
Test Sample No.	:	1-2-1(Normal Sample), 1-2-2(Engineering Sample)			
Adapter	:	N/A			
RF Specification					
Operation Mode	:	<input checked="" type="checkbox"/> a	<input checked="" type="checkbox"/> n(HT20)	<input checked="" type="checkbox"/> n(HT40)	<input checked="" type="checkbox"/> ac(VHT20)
		<input checked="" type="checkbox"/> ac(VHT40)	<input type="checkbox"/> ac(VHT80)	<input type="checkbox"/> ac(VHT160)	<input checked="" type="checkbox"/> ax(HEW20)
		<input checked="" type="checkbox"/> ax(HEW40)	<input type="checkbox"/> ax(HEW80)	<input type="checkbox"/> ax(HEW160)	
Device Type	:	<input type="checkbox"/> Outdoor AP	<input type="checkbox"/> Indoor AP	<input type="checkbox"/> Point-to-point AP	
		<input checked="" type="checkbox"/> Client			
TPC Function	:	<input type="checkbox"/> With TPC		<input checked="" type="checkbox"/> Without TPC	
DFS Type	:	<input checked="" type="checkbox"/> Slave without radar detection		<input type="checkbox"/> Slave with radar detection	
		<input type="checkbox"/> Master			
Operation Frequency	:	<input checked="" type="checkbox"/> Wi-Fi 5.2G: 5150~5250MHz		<input checked="" type="checkbox"/> Wi-Fi 5.3G: 5250~5350MHz	
		<input checked="" type="checkbox"/> Wi-Fi 5.6G: 5470~5725MHz		<input checked="" type="checkbox"/> Wi-Fi 5.8G: 5725~5850MHz	
Number of Channel	:	Wi-Fi 5.2G:			
		<input checked="" type="checkbox"/> 4 Channels for 20MHz bandwidth (5180-5240MHz)			



	<input checked="" type="checkbox"/> 2 Channels for 40MHz bandwidth (5190-5230MHz) <input type="checkbox"/> 1 Channels for 80MHz bandwidth (5210MHz) Wi-Fi 5.3G: <input checked="" type="checkbox"/> 4 Channels for 20MHz bandwidth (5260-5320MHz) <input checked="" type="checkbox"/> 2 Channels for 40MHz bandwidth (5270-5310MHz) <input type="checkbox"/> 1 Channels for 80MHz bandwidth (5290MHz) Wi-Fi 5.6G: <input checked="" type="checkbox"/> 11 Channels for 20MHz bandwidth (5500-5700MHz) <input checked="" type="checkbox"/> 5 Channels for 40MHz bandwidth (5510-5670MHz) <input type="checkbox"/> 2 Channels for 80MHz bandwidth (5530~5610MHz) Wi-Fi 5.8G: <input checked="" type="checkbox"/> 5 Channels for 20MHz bandwidth (5745MHz ~ 5825MHz) <input checked="" type="checkbox"/> 2 Channels for 40MHz bandwidth (5755MHz ~ 5795MHz) <input type="checkbox"/> 1 Channels for 80MHz bandwidth (5775MHz)
Modulation Type	<input checked="" type="checkbox"/> 802.11a: OFDM (64QAM, 16QAM, QPSK, BPSK) <input checked="" type="checkbox"/> 802.11n: OFDM (BPSK, QPSK, 16QAM, 64QAM) <input checked="" type="checkbox"/> 802.11ac: OFDM (BPSK, QPSK, 16QAM, 64QAM, 256QAM) <input checked="" type="checkbox"/> 802.11ax: OFDMA(BPSK, QPSK, 16QAM, 64QAM, 256QAM, 1024QAM)
Antenna Type	Rod Antenna
Antenna Gain(Peak)	Wi-Fi 5.2G: 5.06dBi Wi-Fi 5.3G: 5.17dBi Wi-Fi 5.6G: 5.21dBi Wi-Fi 5.8G: 5.28dBi
Remark: 1) All of the RF specification are provided by customer. 2) For a more detailed features description, please refer to the manufacturer's specifications or the User's Manual.	



1.3. Auxiliary Equipment Used During Test

Description	Rating(s)
--	--

1.4. Description of Test Modes

To investigate the maximum EMI emission characteristics generates from EUT, the test system was pre-scanning tested base on the consideration of following EUT operation mode or test configuration mode which possible have effect on EMI emission level. Each of these EUT operation mode(s) or test configuration mode(s) mentioned above was evaluated respectively.

Frequency Band	Mode	Test channel	Frequency (MHz)
5.2GHz	OFDM for 802.11a/n(HT20) /ac(VHT20) OFDMA for 802.11ax(HEW20)	CH 36	5180MHz
		CH 40	5200MHz
		CH 48	5240MHz
	OFDM for 802.11n(HT40)/ac(HT40) OFDMA for 802.11ax(HEW40)	CH 38	5190MHz
CH 46		5230MHz	
5.3GHz	OFDM for 802.11a/n(HT20) /ac(VHT20) OFDMA for 802.11ax(HEW20)	CH 52	5260MHz
		CH 60	5300MHz
		CH 64	5320MHz
	OFDM for 802.11n(HT40)/ac(HT40) OFDMA for 802.11ax(HEW40)	CH 54	5270MHz
CH 62		5310MHz	
5.6GHz	OFDM for 802.11a/n(HT20) /ac(VHT20) OFDMA for 802.11ax(HEW20)	CH 100	5500MHz
		CH 120	5600MHz
		CH 140	5700MHz
	OFDM for 802.11n(HT40)/ac(HT40) OFDMA for 802.11ax(HEW40)	CH 102	5510MHz
		CH 118	5590MHz
CH 134	5670MHz		
5.8GHz	OFDM for 802.11a/n(HT20) /ac(VHT20) OFDMA for 802.11ax(HEW20)	CH 149	5745MHz
		CH 157	5785MHz
		CH 165	5825MHz
	OFDM for 802.11n(HT40)/ac(HT40) OFDMA for 802.11ax(HEW40)	CH 151	5755MHz
		CH 159	5795MHz

Note:

1. The measurements are performed at the highest, middle, lowest available channels.
2. The EUT has been tested as an independent unit. And Continual Transmitting in maximum power.
3. For the relevant Conducted Measurement, the temporary antenna connector is used during the measurement. Antenna Connector Impedance: 50Ω, Cable Loss: 1.0 dB
4. The EUT was programmed to be in continuously transmitting mode.

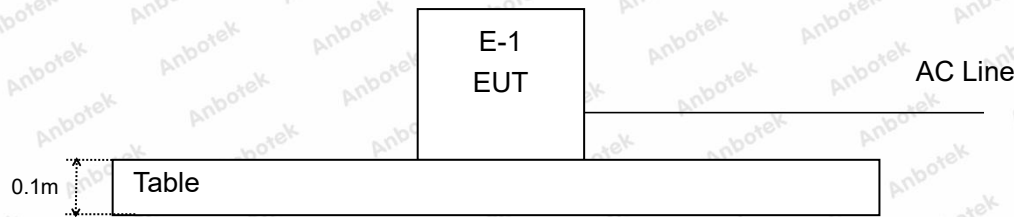


1.5. Description Of Test Setup

CE



RE



1.6. Test Equipment List

Item	Equipment	Manufacturer	Model No.	Serial No.	Last Cal.	Cal. Interval
1.	L.I.S.N. Artificial Mains Network	Rohde & Schwarz	ENV216	100055	Oct. 12, 2023	1 Year
2.	Three Phase V-type Artificial Power Network	CYBERTEK	EM5040DT	E215040DT001	Jul. 05, 2023	1 Year
3.	EMI Test Receiver	Rohde & Schwarz	ESCI	100627	Oct. 12, 2023	1 Year
4.	EMI Test Receiver	Rohde & Schwarz	ESR26	101481	Oct. 12, 2023	1 Year
5.	MXA Spectrum Analysis	Agilent	N9020A	MY51170037	Oct. 12, 2023	1 Year
6.	EMI Preamplifier	SKET Electronic	LNPA-0118G -45	SKET-PA-002	Oct. 12, 2023	1 Year
7.	Double Ridged Horn Antenna	SCHWARZBECK	BBHA 9120D	02555	Oct. 16, 2022	3 Year
8.	Bilog Broadband Antenna	Schwarzbeck	VULB9163	345	Oct. 23, 2022	3 Year
9.	Loop Antenna	Schwarzbeck	FMZB1519B	00053	Oct. 12, 2023	1 Year
10.	Horn Antenna	A-INFO	LB-180400- KF	J211060628	Oct. 12, 2023	1 Year
11.	Pre-amplifier	SONOMA	310N	186860	Oct. 12, 2023	1 Year
12.	EMI Test Software EZ-EMC	SHURPLE	N/A	N/A	N/A	N/A
13.	MXA Spectrum Analysis	KEYSIGHT	N9020A	MY53280032	Oct. 12, 2023	1 Year
14.	MXG RF Vector Signal Generator	Agilent	N5182A	MY48180656	Oct. 12, 2023	1 Year
15.	Signal Generator	Agilent	E4421B	MY41000743	Oct. 12, 2023	1 Year
16.	DC Power Supply	IVYTECH	IV3605	1804D360510	Oct. 20, 2023	1 Year
17.	Constant Temperature Humidity Chamber	ZHONGJIAN	ZJ-KHWS80 B	N/A	Oct. 16, 2023	1 Year
18.	Spectrum Analyzer	Rohde & Schwarz	FSV40-N	101792	May. 26, 2023	1 Year
19.	Power Meter	Agilent	N1914A	MY50001102	Oct. 20, 2023	1 Year



1.7. Measurement Uncertainty

Parameter	Uncertainty
Conducted emissions (AMN 150kHz~30MHz)	3.8dB
Occupied Bandwidth	925Hz
Conducted Output Power	0.76dB
Power Spectral Density	0.76dB
Conducted Spurious Emission	1.24dB
Radiated spurious emissions (Below 30MHz)	3.53dB
Radiated spurious emissions (30MHz~1GHz)	Horizontal: 3.92dB; Vertical: 4.52dB
Radiated spurious emissions (above 1GHz)	1G-6GHz: 4.78dB; 6G-18GHz: 4.88dB 18G-40GHz: 5.68dB
The measurement uncertainty and decision risk evaluated according to AB/WI-RF-F-032. This uncertainty represents an expanded uncertainty expressed at approximately the 95% confidence level using a coverage factor of k=2.	

1.8. Description of Test Facility

The test facility is recognized, certified, or accredited by the following organizations:

FCC-Registration No.: 434132

Shenzhen Anbotek Compliance Laboratory Limited, EMC Laboratory has been registered and fully described in a report filed with the (FCC) Federal Communications Commission. The acceptance letter from the FCC is maintained in our files. Registration No. 434132.

ISED-Registration No.: 8058A

Shenzhen Anbotek Compliance Laboratory Limited, EMC Laboratory has been registered and fully described in a report filed with the (ISED) Innovation, Science and Economic Development Canada. The acceptance letter from the ISED is maintained in our files. Registration 8058A.

Test Location

Shenzhen Anbotek Compliance Laboratory Limited.

1/F, Building D, Sogood Science and Technology Park, Sanwei community, Hangcheng Street, Bao'an District, Shenzhen, Guangdong, China.



1.9. Disclaimer

1. The test report is invalid if not marked with the signatures of the persons responsible for preparing and approving the test report.
2. The test report is invalid if there is any evidence and/or falsification.
3. The results documented in this report apply only to the tested sample, under the conditions and modes of operation as described herein.
4. This document may not be altered or revised in any way unless done so by Anbotek and all revisions are duly noted in the revisions section.
5. Content of the test report, in part or in full, cannot be used for publicity and/or promotional purposes without prior written approval from the laboratory.
6. The authenticity of the information provided by the customer is the responsibility of the customer and the laboratory is not responsible for its authenticity.

The laboratory is only responsible for the data released by the laboratory, except for the part provided by the applicant.



2. Summary of Test Results

Standard	Test Type	Result
15.207 & 15.407(b)	Conducted Emission	PASS
15.205 & 15.209	Spurious Emission	PASS
15.407(b)	Band Edge	PASS
15.407(a) & 2.1049	26dB Bandwidth & 99% Occupied Bandwidth	PASS
15.407(e)	Minimum 6dB bandwidth (5.725-5.85GHz band)	PASS
15.407(a)	Maximum Conducted Output Power	PASS
15.407(a)	Peak Power Spectral Density	PASS
15.407(g)	Frequency Stability	PASS
15.407(h)	Dynamic Frequency Selection (DFS)	PASS (Please Refer to DFS Report)
15.203	Antenna Requirement	PASS
Remark: "N/A" is an abbreviation for Not Applicable.		



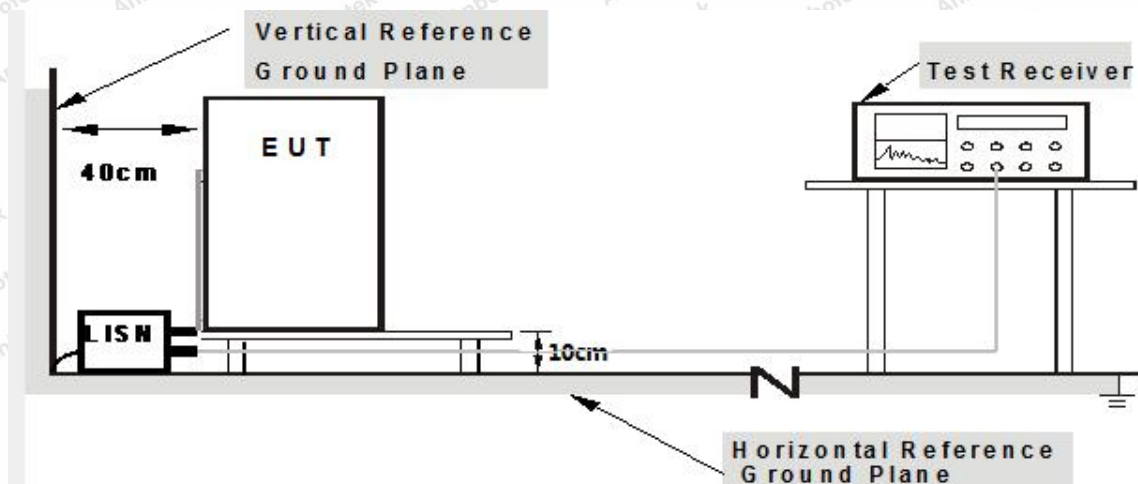
3. Conducted Emission Test

3.1. Test Standard and Limit

Test Standard	FCC Part15 Section 15.207 & 15.407(b)		
	Frequency	Maximum RF Line Voltage (dBuV)	
		Quasi-peak Level	Average Level
Test Limit	150kHz~500kHz	66 ~ 56 *	56 ~ 46 *
	500kHz~5MHz	56	46
	5MHz~30MHz	60	50

Remark: (1) *Decreasing linearly with logarithm of the frequency.
(2) The lower limit shall apply at the transition frequency.

3.2. Test Setup



Note: 1.Support units were connected to second LISN.

2.Both of LISNs (AMN) are 80 cm from EUT and at least 80 from other units and other metal planes

3.3. Test Procedure

The EUT system is connected to the power mains through a line impedance stabilization network (L.I.S.N.). This provides a 50ohm coupling impedance for the EUT system. Please refer the block diagram of the test setup and photographs. Both sides of AC line are checked to find out the maximum conducted emission. In order to find the maximum emission levels, the relative positions of equipment and all of the interface cables shall be changed according to FCC ANSI C63.10: 2020 on Conducted Emission Measurement.

The bandwidth of test receiver (ESCI) set at 9kHz.

The frequency range from 150kHz to 30MHz is checked.



3.4. Test Data

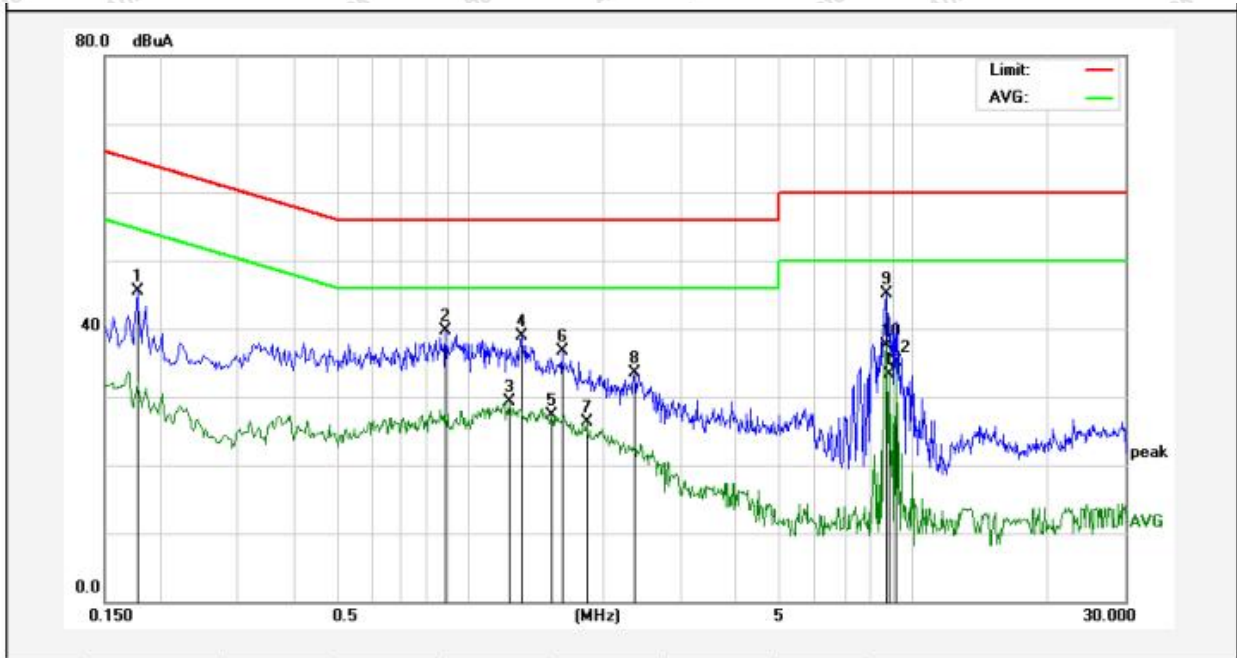
During the test, pre-scan all modes, and found the 802.11ax(HEW20) 5825MHz which is the worst case, only the worst case is recorded in the report.

AC conducted emission pre-test at both at AC 120V/60Hz and AC 240V/60Hz modes, recorded worst case AC 120V/60Hz.



Conducted Emission Test Data

Test Site: 1# Shielded Room
 Operating Condition: 802.11ax(HEW20) 5825MHz
 Test Specification: AC 120V, 60Hz
 Comment: Live Line
 Temp.(°C)/Hum.(%RH): 23.5°C/65%RH

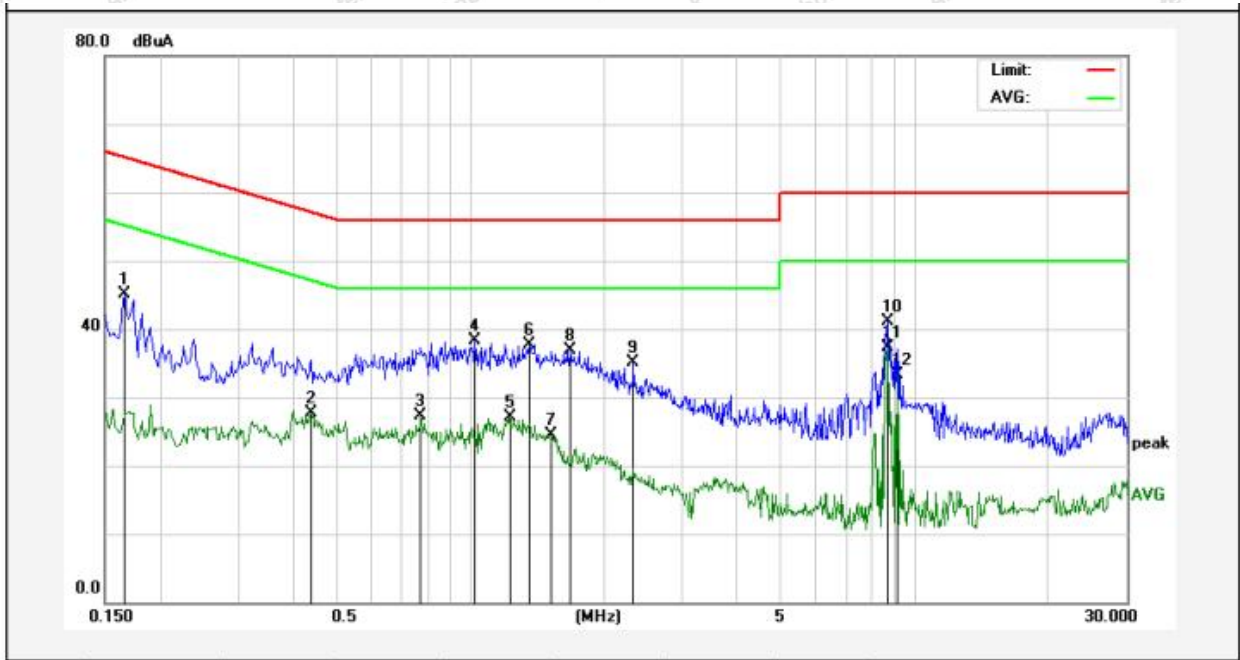


No.	Freq. (MHz)	Reading (dBuA)	Factor (dB)	Result (dBuA)	Limit (dBuA)	Over Limit (dB)	Detector	Remark
1	0.1780	25.63	19.83	45.46	64.57	-19.11	QP	
2	0.8820	19.79	19.86	39.65	56.00	-16.35	QP	
3	1.2260	9.52	19.84	29.36	46.00	-16.64	AVG	
4	1.3140	19.12	19.84	38.96	56.00	-17.04	QP	
5	1.5300	7.43	19.84	27.27	46.00	-18.73	AVG	
6	1.6140	16.93	19.84	36.77	56.00	-19.23	QP	
7	1.8380	6.56	19.83	26.39	46.00	-19.61	AVG	
8	2.3580	13.75	19.83	33.58	56.00	-22.42	QP	
9	8.7018	25.23	19.93	45.16	60.00	-14.84	QP	
10	8.7018	17.66	19.93	37.59	50.00	-12.41	AVG	
11	8.8459	13.35	19.94	33.29	50.00	-16.71	AVG	
12	9.1139	15.25	19.95	35.20	50.00	-14.80	AVG	



Conducted Emission Test Data

Test Site: 1# Shielded Room
 Operating Condition: 802.11ax(HEW20) 5825MHz
 Test Specification: AC 120V, 60Hz
 Comment: Neutral Line
 Temp.(°C)/Hum.(%RH): 23.5°C/65%RH



No.	Freq. (MHz)	Reading (dBuA)	Factor (dB)	Result (dBuA)	Limit (dBuA)	Over Limit (dB)	Detector	Remark
1	0.1660	25.33	19.83	45.16	65.15	-19.99	QP	
2	0.4380	7.81	19.83	27.64	47.10	-19.46	AVG	
3	0.7740	7.37	19.87	27.24	46.00	-18.76	AVG	
4	1.0220	18.50	19.85	38.35	56.00	-17.65	QP	
5	1.2180	7.21	19.84	27.05	46.00	-18.95	AVG	
6	1.3540	17.92	19.84	37.76	56.00	-18.24	QP	
7	1.5220	4.65	19.84	24.49	46.00	-21.51	AVG	
8	1.6780	17.15	19.84	36.99	56.00	-19.01	QP	
9	2.3260	15.31	19.83	35.14	56.00	-20.86	QP	
10	8.7018	21.22	19.93	41.15	60.00	-18.85	QP	
11	8.7018	17.44	19.93	37.37	50.00	-12.63	AVG	
12	9.1139	13.29	19.95	33.24	50.00	-16.76	AVG	



4. Radiation Spurious Emission and Band Edge

4.1. Test Standard and Limit

Radiated Spurious Emission					
Test Standard	FCC Part15 C Section 15.205 & 15.209				
Test Limit	Frequency (MHz)	Field strength (microvolt/meter)	Limit (dBuV/m)	Remark	Measurement distance (m)
	0.009MHz~0.490MHz	2400/F(kHz)	-	-	300
	0.490MHz-1.705MHz	24000/F(kHz)	-	-	30
	1.705MHz-30MHz	30	-	-	30
	30MHz~88MHz	100	40.0	Quasi-peak	3
	88MHz~216MHz	150	43.5	Quasi-peak	3
	216MHz~960MHz	200	46.0	Quasi-peak	3
	960MHz~1000MHz	500	54.0	Quasi-peak	3
	Above 1000MHz	500	54.0	Average	3
		-	68.2	Peak	3
Band Edge					
Test Standard	15.407(b)				
Test Limit	Operating Band	Frequency	EIRP Limit	Remark	
	5150-5250MHz	Above 1GHz	-27dBm/MHz(68.2dBuV/m)@3m	Peak	
	5250-5350MHz	Above 1GHz	-27dBm/MHz(68.2dBuV/m)@3m	Peak	
	5470-5725MHz	Above 1GHz	-27dBm/MHz(68.2dBuV/m)@3m	Peak	
	5725-5850 MHz	Above 1GHz	-27dBm/MHz(68.2dBuV/m)@3m	Peak	
		1GHz-5.65GHz	-27*dBm/MHz to 10dBm/MHz (68.2* dBuV/m to 105.6dBuV/m)	Peak	
		5.65GHz-5.7GHz	10*dBm/MHz to 15.6dBm/MHz (105.6*dBuV/m to 110.8dBuV/m)	Peak	
		5.7GHz-5.72GHz	15.6*dBm/MHz to 27dBm/MHz (110.8dBuV/m to* 122.2dBuV/m)	Peak	
		5.72GHz-5.725GHz	27dBm/MHz to 15.6*dBm/MHz (122.2dBuV/m to110.8* dBuV/m)	Peak	
5.85GHz-5.855GHz	15.6dBm/MHz to 10*dBm/MHz (110.8dBuV/m to 105.6* dBuV/m)	Peak			



	5.855GHz-5.875GHz	10dBm/MHz to -27*dBm/MHz (105.6dBuV/m to 68.2* dBuV/m)	Peak
	5.875GHz-5.925GHz	-27 dBm/MHz(68.2dBuV/m)@3m	Peak

Remark:

- (1)The lower limit shall apply at the transition frequency.
- (2) 15.35(b), Unless otherwise specified, the limit on peak radio frequency emissions is 20dB above the maximum permitted average emission limit applicable to the equipment under test. This peak limit applies to the total peak emission level radiated by the device.
- (3)Above 1GHz limit: $E[dB\mu V/m] = EIRP[dBm] + 95.2=68.2 \text{ dBuV/m}$, for $EIPR[dBm]=-27dBm$.

4.2. Test Setup

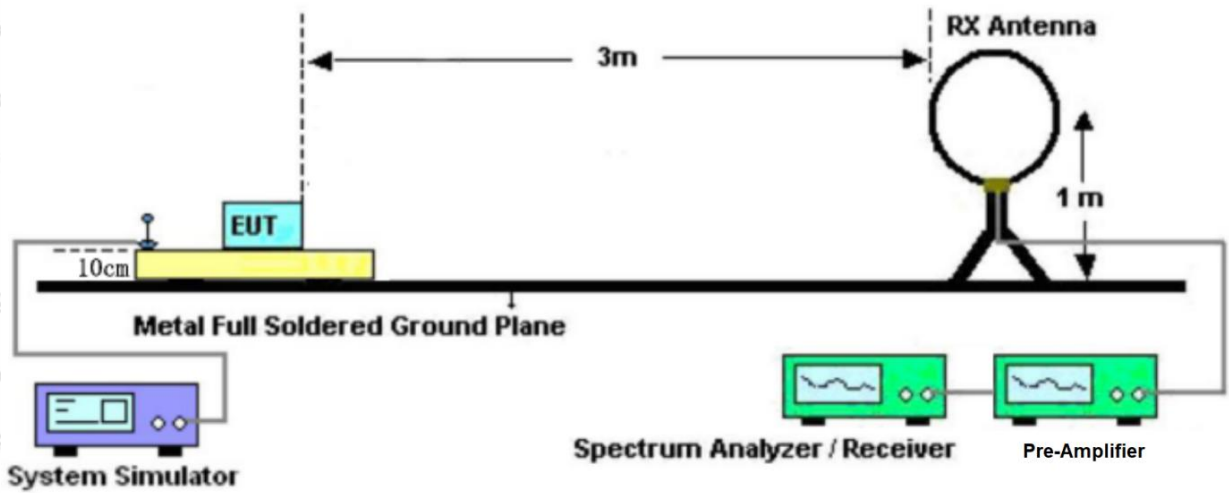


Figure 1. Below 30MHz



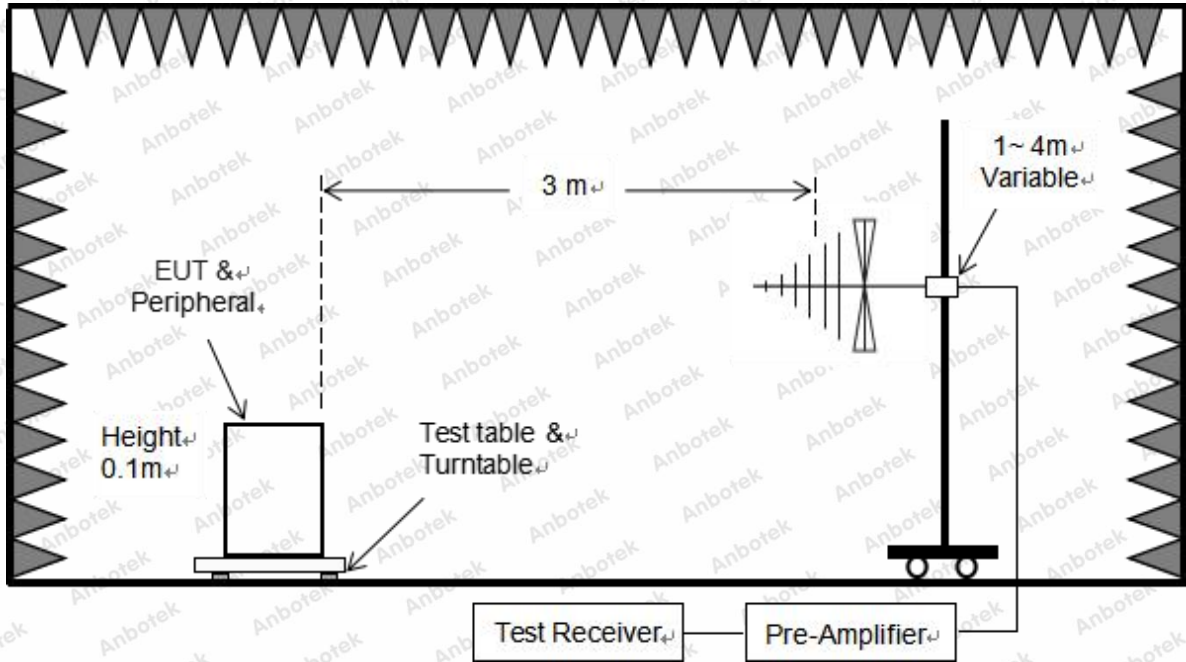


Figure 2. 30MHz to 1GHz

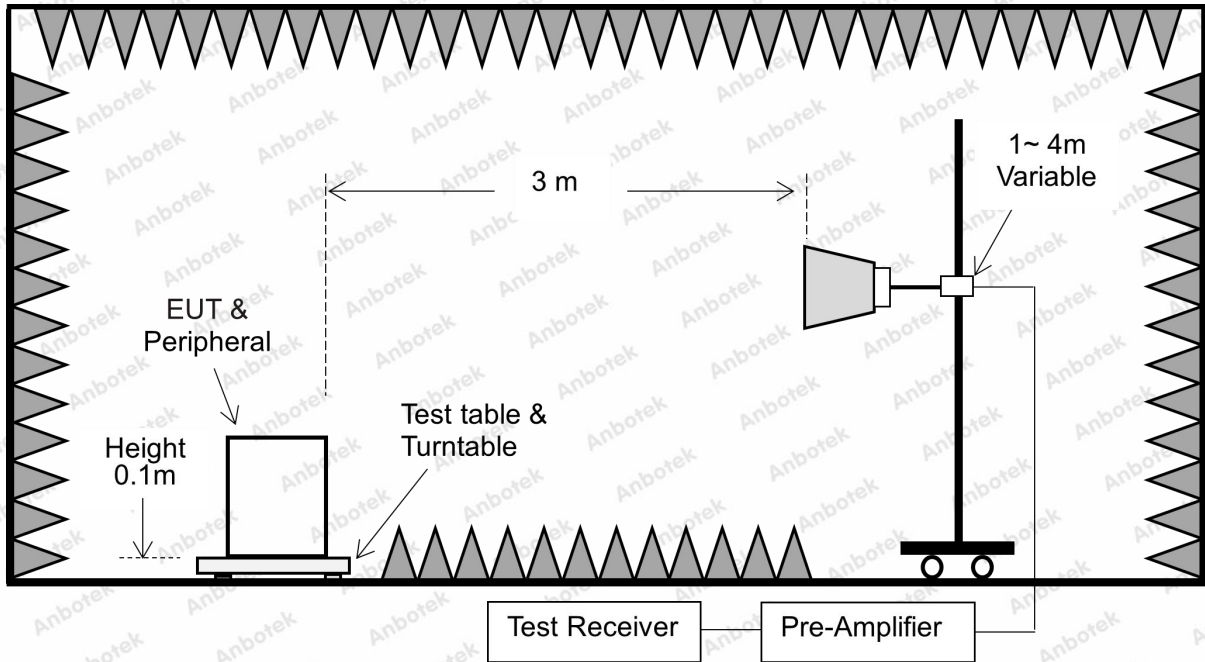


Figure 3. Above 1 GHz



4.3. Test Procedure

For below 1GHz: The EUT is placed on a turntable, which is 0.1m above the ground plane.

For above 1GHz: The EUT is placed on a turntable, which is 0.1m above the ground plane.

The turn table can rotate 360 degrees to determine the position of the maximum emission level. The EUT is set 3 meters away from the receiving antenna which is mounted on a antenna tower. The antenna can be moved up and down from 1 to 4 meters to find out the maximum emission level. Rotated the EUT through three orthogonal axes to determine the maximum emissions, both horizontal and vertical polarization of the antenna are set on test. The EUT is tested in 9*6*6 Chamber. The device is evaluated in xyz orientation.

For the radiated emission test above 1GHz:

Place the measurement antenna away from each area of the EUT determined to be a source of emissions at the specified measurement distance, while keeping the measurement antenna aimed at the source of emissions at each frequency of significant emissions, with polarization oriented for maximum response. The measurement antenna may have to be higher or lower than the EUT, depending on the radiation pattern of the emission and staying aimed at the emission source for receiving the maximum signal. The final measurement antenna elevation shall be that which maximizes the emissions. The measurement antenna elevation for maximum emissions shall be restricted to a range of heights of from 1 m to 4 m above the ground or reference ground plane.

For 9kHz to 150kHz, Set the spectrum analyzer as:

RBW = 200Hz, VBW =1kHz, Detector= Quasi-Peak, Trace mode= Max hold, Sweep- auto couple.

For 150kHz to 30MHz, Set the spectrum analyzer as:

RBW = 9KHz, VBW =30kHz, Detector= Quasi-Peak, Trace mode= Max hold, Sweep- auto couple.

For 30MHz to 1000MHz, Set the spectrum analyzer as:

RBW = 100kHz, VBW =300kHz, Detector= Quasi-Peak, Trace mode= Max hold, Sweep- auto couple.

For above 1GHz, Set the spectrum analyzer as:

RBW =1MHz, VBW =1MHz, Detector= Peak, Trace mode= Max hold, Sweep- auto couple.

RBW =1MHz, VBW =10Hz, Detector= Average, Trace mode= Max hold, Sweep- auto couple.

4.4. Test Data

PASS

During the test, Pre-scan all kind of the place mode (X-axis, Y-axis, Z-axis), and found the X-axis is the worst case.

The test results of 9kHz-30MHz was attenuated more than 20dB below the permissible limits, so the results don't record in the report.

During the test, pre-scan all the modes, and found the 802.11ax(HEW20) 5825MHz which is the worst case, only the worst case is recorded in the report.



Test Results (30~1000MHz)

Test Mode: 802.11ax(HEW20) 5825MHz
 Power Source: AC 120V, 60Hz
 Polarization: Horizontal
 Temp.(°C)/Hum.(%RH): 24.1°C/50%RH

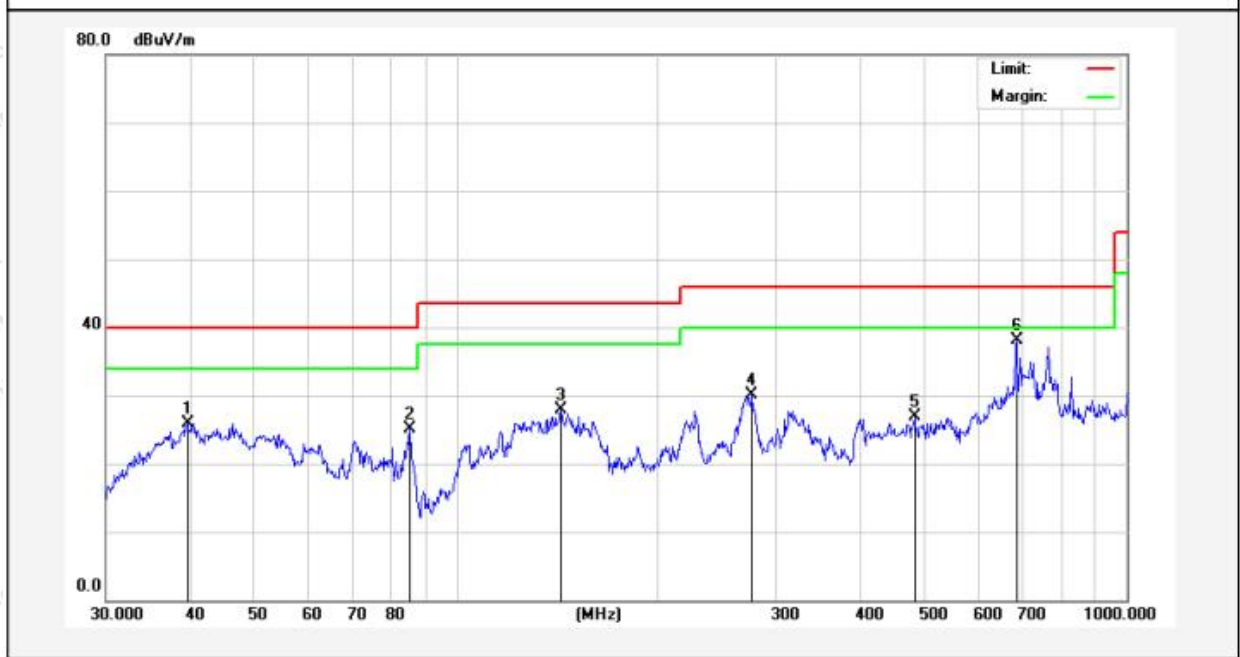


No.	Freq. (MHz)	Reading (dBuV)	Factor (dB/m)	Result (dBuV/m)	Limit (dBuV/m)	Over Limit (dB)	Detector	Height (cm)	degree (deg)	Remark
1	36.8952	42.87	-17.53	25.34	40.00	-14.66	QP			
2	84.9993	50.74	-21.95	28.79	40.00	-11.21	QP			
3	139.3611	52.85	-23.03	29.82	43.50	-13.68	QP			
4	337.2155	48.52	-16.30	32.22	46.00	-13.78	QP			
5	684.7454	47.58	-10.14	37.44	46.00	-8.56	QP			
6	782.3451	44.22	-8.61	35.61	46.00	-10.39	QP			



Test Results (30~1000MHz)

Test Mode: 802.11ax(HEW20) 5825MHz
 Power Source: AC 120V, 60Hz
 Polarization: Vertical
 Temp.(°C)/Hum.(%RH): 24.1°C/50%RH



No.	Freq. (MHz)	Reading (dBuV)	Factor (dB/m)	Result (dBuV/m)	Limit (dBuV/m)	Over Limit (dB)	Detector	Height (cm)	degree (deg)	Remark
1	39.7146	40.64	-14.71	25.93	40.00	-14.07	QP			
2	85.2980	43.52	-18.47	25.05	40.00	-14.95	QP			
3	143.3259	50.11	-22.16	27.95	43.50	-15.55	QP			
4	276.1235	47.15	-17.07	30.08	46.00	-15.92	QP			
5	482.2155	39.69	-12.74	26.95	46.00	-19.05	QP			
6	684.7454	48.30	-10.14	38.16	46.00	-7.84	QP			



Test Results (Above 1000MHz)

Test Mode: IEEE 802.11ax(HEW20) for WiFi 5.8G							
Test channel: Low CH							
Frequency (MHz)	Reading (dBuV)	Factor (dB/m)	Result (dBuV/m)	Limit (dBuV/m)	Over limit (dB)	Antenna Pol.	Detector
11490.000	28.46	23.36	51.82	68.20	-16.38	V	Peak
17235.000	29.75	31.97	61.72	68.20	-6.48	V	Peak
11490.000	28.83	23.36	52.19	68.20	-16.01	H	Peak
17235.000	30.00	31.97	61.97	68.20	-6.23	H	Peak
11490.000	17.70	23.36	41.06	54.00	-12.94	V	AVG
17235.000	18.41	31.97	50.38	54.00	-3.62	V	AVG
11490.000	17.86	23.36	41.22	54.00	-12.78	H	AVG
17235.000	17.99	31.97	49.96	54.00	-4.04	H	AVG
Test channel: Middle CH							
Frequency (MHz)	Reading (dBuV)	Factor (dB/m)	Result (dBuV/m)	Limit (dBuV/m)	Over limit (dB)	Antenna Pol.	Detector
11570.000	29.04	23.42	52.46	68.20	-15.74	V	Peak
17355.000	29.63	32.18	61.81	68.20	-6.39	V	Peak
11570.000	29.03	23.42	52.45	68.20	-15.75	H	Peak
17355.000	30.09	32.18	62.27	68.20	-5.93	H	Peak
11570.000	18.967	23.42	42.39	54.00	-11.61	V	AVG
17355.000	18.728	32.18	50.91	54.00	-3.09	V	AVG
11570.000	18.847	23.42	42.27	54.00	-11.73	H	AVG
17355.000	18.366	32.18	50.55	54.00	-3.45	H	AVG
Test channel: High CH							
Frequency (MHz)	Reading (dBuV)	Factor (dB/m)	Result (dBuV/m)	Limit (dBuV/m)	Over limit (dB)	Antenna Pol.	Detector
11650.000	28.55	23.49	52.04	68.20	-16.16	V	Peak
17475.000	29.87	32.39	62.26	68.20	-5.94	V	Peak
11650.000	28.77	23.49	52.26	68.20	-15.94	H	Peak
17475.000	29.70	32.39	62.09	68.20	-6.11	H	Peak
11650.000	18.04	23.49	41.53	54.00	-12.47	V	AVG
17475.000	18.53	32.39	50.92	54.00	-3.08	V	AVG
11650.000	18.03	23.49	41.52	54.00	-12.48	H	AVG
17475.000	18.34	32.39	50.73	54.00	-3.27	H	AVG

Remark:

1. During the test, pre-scan the 802.11a, 802.11n(HT20), ac(HT20), ax(HEW20), n(HT40), ac(HT40), ax(HEW40) mode, and found the 802.11ax(HEW20) mode is worse case , the report only record this mode.
2. Result =Reading + Factor



Radiated Band Edge: 5.2G&5.3G

Test Mode: IEEE 802.11a

Test channel: Lowest							
Frequency (MHz)	Reading (dBuV)	Factor (dB/m)	Result (dBuV/m)	Limit (dBuV/m)	Over limit (dB)	Antenna Pol.	Detector
5150.00	36.57	15.99	52.56	68.20	-15.64	H	Peak
5150.00	38.57	15.99	54.56	68.20	-13.64	V	Peak
5150.00	26.62	15.99	42.61	54.00	-11.39	H	AVG
5150.00	28.56	15.99	44.55	54.00	-9.45	V	AVG
Test channel: Highest							
Frequency (MHz)	Reading (dBuV)	Factor (dB/m)	Result (dBuV/m)	Limit (dBuV/m)	Over limit (dB)	Antenna Pol.	Detector
5350.00	37.13	16.43	53.56	68.20	-14.64	H	Peak
5350.00	39.81	16.43	56.24	68.20	-11.96	V	Peak
5350.00	28.30	16.43	44.73	54.00	-9.27	H	AVG
5350.00	29.35	16.43	45.78	54.00	-8.22	V	AVG

Remark: 1. Result =Reading + Factor

Test Mode: IEEE 802.11n(HT20)

Test channel: Lowest							
Frequency (MHz)	Reading (dBuV)	Factor (dB/m)	Result (dBuV/m)	Limit (dBuV/m)	Over limit (dB)	Antenna Pol.	Detector
5150.00	35.67	15.99	51.66	68.20	-16.54	H	Peak
5150.00	36.95	15.99	52.94	68.20	-15.26	V	Peak
5150.00	26.39	15.99	42.38	54.00	-11.62	H	AVG
5150.00	27.41	15.99	43.40	54.00	-10.60	V	AVG
Test channel: Highest							
Frequency (MHz)	Reading (dBuV)	Factor (dB/m)	Result (dBuV/m)	Limit (dBuV/m)	Over limit (dB)	Antenna Pol.	Detector
5350.00	37.41	16.43	53.84	68.20	-14.36	H	Peak
5350.00	38.53	16.43	54.96	68.20	-13.24	V	Peak
5350.00	27.41	16.43	43.84	54.00	-10.16	H	AVG
5350.00	28.75	16.43	45.18	54.00	-8.82	V	AVG

Remark: 1. Result =Reading + Factor



Test Mode: IEEE 802.11n(HT40)							
Test channel: Lowest							
Frequency (MHz)	Reading (dBuV)	Factor (dB/m)	Result (dBuV/m)	Limit (dBuV/m)	Over limit (dB)	Antenna Pol.	Detector
5150.00	36.02	15.99	52.01	68.20	-16.19	H	Peak
5150.00	37.91	15.99	53.90	68.20	-14.30	V	Peak
5150.00	26.56	15.99	42.55	54.00	-11.45	H	AVG
5150.00	28.56	15.99	44.55	54.00	-9.45	V	AVG
Test channel: Highest							
Frequency (MHz)	Reading (dBuV)	Factor (dB/m)	Result (dBuV/m)	Limit (dBuV/m)	Over limit (dB)	Antenna Pol.	Detector
5350.00	37.78	16.43	54.21	68.20	-13.99	H	Peak
5350.00	36.76	16.43	53.19	68.20	-15.01	V	Peak
5350.00	27.81	16.43	44.24	54.00	-9.76	H	AVG
5350.00	28.93	16.43	45.36	54.00	-8.64	V	AVG

Remark: 1. Result =Reading + Factor

Test Mode: IEEE 802.11ac(VHT20)							
Test channel: Lowest							
Frequency (MHz)	Reading (dBuV)	Factor (dB/m)	Result (dBuV/m)	Limit (dBuV/m)	Over limit (dB)	Antenna Pol.	Detector
5150.00	36.45	15.99	52.44	68.20	-15.76	H	Peak
5150.00	38.12	15.99	54.11	68.20	-14.09	V	Peak
5150.00	26.30	15.99	42.29	54.00	-11.71	H	AVG
5150.00	28.34	15.99	44.33	54.00	-9.67	V	AVG
Test channel: Highest							
Frequency (MHz)	Reading (dBuV)	Factor (dB/m)	Result (dBuV/m)	Limit (dBuV/m)	Over limit (dB)	Antenna Pol.	Detector
5350.00	37.62	16.43	54.05	68.20	-14.15	H	Peak
5350.00	37.90	16.43	54.33	68.20	-13.87	V	Peak
5350.00	27.45	16.43	43.88	54.00	-10.12	H	AVG
5350.00	27.87	16.43	44.30	54.00	-9.70	V	AVG

Remark: 1. Result =Reading + Factor



Test Mode: IEEE 802.11ac(VHT40)							
Test channel: Lowest							
Frequency (MHz)	Reading (dBuV)	Factor (dB/m)	Result (dBuV/m)	Limit (dBuV/m)	Over limit (dB)	Antenna Pol.	Detector
5150.00	35.43	15.99	51.42	68.20	-16.78	H	Peak
5150.00	36.03	15.99	52.02	68.20	-16.18	V	Peak
5150.00	25.43	15.99	41.42	54.00	-12.58	H	AVG
5150.00	26.35	15.99	42.34	54.00	-11.66	V	AVG
Test channel: Highest							
Frequency (MHz)	Reading (dBuV)	Factor (dB/m)	Result (dBuV/m)	Limit (dBuV/m)	Over limit (dB)	Antenna Pol.	Detector
5350.00	37.66	16.43	54.09	68.20	-14.11	H	Peak
5350.00	36.92	16.43	53.35	68.20	-14.85	V	Peak
5350.00	27.23	16.43	43.66	54.00	-10.34	H	AVG
5350.00	26.87	16.43	43.30	54.00	-10.70	V	AVG

Remark: 1. Result =Reading + Factor

Test Mode: IEEE 802.11ax(HEW20)							
Test channel: Lowest							
Frequency (MHz)	Reading (dBuV)	Factor (dB/m)	Result (dBuV/m)	Limit (dBuV/m)	Over limit (dB)	Antenna Pol.	Detector
5150.00	35.76	15.99	51.75	68.20	-16.45	H	Peak
5150.00	35.86	15.99	51.85	68.20	-16.35	V	Peak
5150.00	25.97	15.99	41.96	54.00	-12.04	H	AVG
5150.00	26.42	15.99	42.41	54.00	-11.59	V	AVG
Test channel: Highest							
Frequency (MHz)	Reading (dBuV)	Factor (dB/m)	Result (dBuV/m)	Limit (dBuV/m)	Over limit (dB)	Antenna Pol.	Detector
5350.00	37.72	16.43	54.15	68.20	-14.05	H	Peak
5350.00	36.98	16.43	53.41	68.20	-14.79	V	Peak
5350.00	28.10	16.43	44.53	54.00	-9.47	H	AVG
5350.00	27.69	16.43	44.12	54.00	-9.88	V	AVG

Remark: 1. Result =Reading + Factor



Test Mode: IEEE 802.11ax(HEW40)							
Test channel: Lowest							
Frequency (MHz)	Reading (dBuV)	Factor (dB/m)	Result (dBuV/m)	Limit (dBuV/m)	Over limit (dB)	Antenna Pol.	Detector
5150.00	36.53	15.99	52.52	68.20	-15.68	H	Peak
5150.00	38.52	15.99	54.51	68.20	-13.69	V	Peak
5150.00	26.59	15.99	42.58	54.00	-11.42	H	AVG
5150.00	28.52	15.99	44.51	54.00	-9.49	V	AVG
Test channel: Highest							
Frequency (MHz)	Reading (dBuV)	Factor (dB/m)	Result (dBuV/m)	Limit (dBuV/m)	Over limit (dB)	Antenna Pol.	Detector
5350.00	37.10	16.43	53.53	68.20	-14.67	H	Peak
5350.00	39.76	16.43	56.19	68.20	-12.01	V	Peak
5350.00	28.26	16.43	44.69	54.00	-9.31	H	AVG
5350.00	29.32	16.43	45.75	54.00	-8.25	V	AVG

Remark: 1. Result = Reading + Factor



Radiated Band Edge: 5.6G&5.8G

Test Mode: IEEE 802.11a							
Test channel: Lowest							
Frequency (MHz)	Reading (dBuV)	Factor (dB/m)	Result (dBuV/m)	Limit (dBuV/m)	Over limit (dB)	Antenna Pol.	Detector
5460.00	37.71	16.37	54.08	74.00	-19.92	H	Peak
5460.00	38.92	16.37	55.29	74.00	-18.71	V	Peak
5470.00	38.52	16.70	55.22	68.20	-12.98	H	Peak
5470.00	39.05	16.70	55.75	68.20	-12.45	V	Peak
5460.00	28.43	16.37	44.80	54.00	-9.20	H	AVG
5460.00	28.26	16.37	44.63	54.00	-9.37	V	AVG
5470.00	28.61	16.70	45.31	54.00	-8.69	H	AVG
5470.00	29.67	16.70	46.37	54.00	-7.63	V	AVG
Test channel: Highest							
Frequency (MHz)	Reading (dBuV)	Factor (dB/m)	Result (dBuV/m)	Limit (dBuV/m)	Over limit (dB)	Antenna Pol.	Detector
5850.00	38.57	17.21	55.78	68.20	-12.42	H	Peak
5850.00	38.85	17.21	56.06	68.20	-12.14	V	Peak
5850.00	28.64	17.21	45.85	54.00	-8.15	H	AVG
5850.00	28.74	17.21	45.95	54.00	-8.05	V	AVG

Remark: Result =Reading + Factor

Test Mode: IEEE 802.11n(HT20)							
Test channel: Lowest							
Frequency (MHz)	Reading (dBuV)	Factor (dB/m)	Result (dBuV/m)	Limit (dBuV/m)	Over limit (dB)	Antenna Pol.	Detector
5460.00	37.64	16.37	54.01	74.00	-19.99	H	Peak
5460.00	38.09	16.37	54.46	74.00	-19.54	V	Peak
5470.00	37.62	16.70	54.32	68.20	-13.88	H	Peak
5470.00	37.88	16.70	54.58	68.20	-13.62	V	Peak
5460.00	26.91	16.37	43.28	54.00	-10.72	H	AVG
5460.00	27.21	16.37	43.58	54.00	-10.42	V	AVG
5470.00	27.28	16.70	43.98	54.00	-10.02	H	AVG
5470.00	27.65	16.70	44.35	54.00	-9.65	V	AVG
Test channel: Highest							
Frequency (MHz)	Reading (dBuV)	Factor (dB/m)	Result (dBuV/m)	Limit (dBuV/m)	Over limit (dB)	Antenna Pol.	Detector
5850.00	36.81	17.21	54.02	68.20	-14.18	H	Peak
5850.00	37.55	17.21	54.76	68.20	-13.44	V	Peak
5850.00	26.95	17.21	44.16	54.00	-9.84	H	AVG
5850.00	27.95	17.21	45.16	54.00	-8.84	V	AVG

Remark: 1. Result =Reading + Factor



Test Mode: IEEE 802.11n(HT40)							
Test channel: Lowest							
Frequency (MHz)	Reading (dBuV)	Factor (dB/m)	Result (dBuV/m)	Limit (dBuV/m)	Over limit (dB)	Antenna Pol.	Detector
5460.00	37.22	16.37	53.59	74.00	-20.41	H	Peak
5460.00	37.97	16.37	54.34	74.00	-19.66	V	Peak
5470.00	37.92	16.70	54.62	68.20	-13.58	H	Peak
5470.00	38.42	16.70	55.12	68.20	-13.08	V	Peak
5460.00	26.47	16.37	42.84	54.00	-11.16	H	AVG
5460.00	28.47	16.37	44.84	54.00	-9.16	V	AVG
5470.00	26.57	16.70	43.27	54.00	-10.73	H	AVG
5470.00	28.08	16.70	44.78	54.00	-9.22	V	AVG
Test channel: Highest							
Frequency (MHz)	Reading (dBuV)	Factor (dB/m)	Result (dBuV/m)	Limit (dBuV/m)	Over limit (dB)	Antenna Pol.	Detector
5850.00	37.58	17.21	54.79	68.20	-13.41	H	Peak
5850.00	38.09	17.21	55.30	68.20	-12.90	V	Peak
5850.00	27.71	17.21	44.92	54.00	-9.08	H	AVG
5850.00	28.93	17.21	46.14	54.00	-7.86	V	AVG

Remark: 1. Result =Reading + Factor

Test Mode: IEEE 802.11ac(VHT20)							
Test channel: Lowest							
Frequency (MHz)	Reading (dBuV)	Factor (dB/m)	Result (dBuV/m)	Limit (dBuV/m)	Over limit (dB)	Antenna Pol.	Detector
5460.00	36.95	16.37	53.32	74.00	-20.68	H	Peak
5460.00	37.31	16.37	53.68	74.00	-20.32	V	Peak
5470.00	37.42	16.70	54.12	68.20	-14.08	H	Peak
5470.00	38.06	16.70	54.76	68.20	-13.44	V	Peak
5460.00	27.72	16.37	44.09	54.00	-9.91	H	AVG
5460.00	28.13	16.37	44.50	54.00	-9.50	V	AVG
5470.00	27.92	16.70	44.62	54.00	-9.38	H	AVG
5470.00	28.46	16.70	45.16	54.00	-8.84	V	AVG
Test channel: Highest							
Frequency (MHz)	Reading (dBuV)	Factor (dB/m)	Result (dBuV/m)	Limit (dBuV/m)	Over limit (dB)	Antenna Pol.	Detector
5850.00	37.69	17.21	54.90	68.20	-13.30	H	Peak
5850.00	38.66	17.21	55.87	68.20	-12.33	V	Peak
5850.00	27.65	17.21	44.86	54.00	-9.14	H	AVG
5850.00	28.55	17.21	45.76	54.00	-8.24	V	AVG

Remark: 1. Result =Reading + Factor



Test Mode: IEEE 802.11ac(VHT40)							
Test channel: Lowest							
Frequency (MHz)	Reading (dBuV)	Factor (dB/m)	Result (dBuV/m)	Limit (dBuV/m)	Over limit (dB)	Antenna Pol.	Detector
5460.00	35.94	16.37	52.31	74.00	-21.69	H	Peak
5460.00	37.59	16.37	53.96	74.00	-20.04	V	Peak
5470.00	36.27	16.70	52.97	68.20	-15.23	H	Peak
5470.00	37.86	16.70	54.56	68.20	-13.64	V	Peak
5460.00	27.03	16.37	43.40	54.00	-10.60	H	AVG
5460.00	27.20	16.37	43.57	54.00	-10.43	V	AVG
5470.00	27.20	16.70	43.90	54.00	-10.10	H	AVG
5470.00	27.94	16.70	44.64	54.00	-9.36	V	AVG
Test channel: Highest							
Frequency (MHz)	Reading (dBuV)	Factor (dB/m)	Result (dBuV/m)	Limit (dBuV/m)	Over limit (dB)	Antenna Pol.	Detector
5850.00	37.33	17.21	54.54	68.20	-13.66	H	Peak
5850.00	37.99	17.21	55.20	68.20	-13.00	V	Peak
5850.00	27.29	17.21	44.50	54.00	-9.50	H	AVG
5850.00	26.78	17.21	43.99	54.00	-10.01	V	AVG

Remark: 1. Result =Reading + Factor

Test Mode: IEEE 802.11ax(HEW20)							
Test channel: Lowest							
Frequency (MHz)	Reading (dBuV)	Factor (dB/m)	Result (dBuV/m)	Limit (dBuV/m)	Over limit (dB)	Antenna Pol.	Detector
5460.00	35.26	16.37	51.63	74.00	-22.37	H	Peak
5460.00	36.66	16.37	53.03	74.00	-20.97	V	Peak
5470.00	35.53	16.70	52.23	68.20	-15.97	H	Peak
5470.00	37.49	16.70	54.19	68.20	-14.01	V	Peak
5460.00	25.31	16.37	41.68	54.00	-12.32	H	AVG
5460.00	26.64	16.37	43.01	54.00	-10.99	V	AVG
5470.00	25.92	16.70	42.62	54.00	-11.38	H	AVG
5470.00	26.76	16.70	43.46	54.00	-10.54	V	AVG
Test channel: Highest							
Frequency (MHz)	Reading (dBuV)	Factor (dB/m)	Result (dBuV/m)	Limit (dBuV/m)	Over limit (dB)	Antenna Pol.	Detector
5850.00	36.94	17.21	54.15	68.20	-14.05	H	Peak
5850.00	37.41	17.21	54.62	68.20	-13.58	V	Peak
5850.00	27.13	17.21	44.34	54.00	-9.66	H	AVG
5850.00	27.83	17.21	45.04	54.00	-8.96	V	AVG

Remark: 1. Result =Reading + Factor



Test Mode: IEEE 802.11ax(HEW40)							
Test channel: Lowest							
Frequency (MHz)	Reading (dBuV)	Factor (dB/m)	Result (dBuV/m)	Limit (dBuV/m)	Over limit (dB)	Antenna Pol.	Detector
5460.00	37.75	16.37	54.12	74.00	-19.88	H	Peak
5460.00	38.98	16.37	55.35	74.00	-18.65	V	Peak
5470.00	38.52	16.70	55.22	68.20	-12.98	H	Peak
5470.00	39.05	16.70	55.75	68.20	-12.45	V	Peak
5460.00	28.46	16.37	44.83	54.00	-9.17	H	AVG
5460.00	28.29	16.37	44.66	54.00	-9.34	V	AVG
5470.00	28.61	16.70	45.31	54.00	-8.69	H	AVG
5470.00	29.67	16.70	46.37	54.00	-7.63	V	AVG
Test channel: Highest							
Frequency (MHz)	Reading (dBuV)	Factor (dB/m)	Result (dBuV/m)	Limit (dBuV/m)	Over limit (dB)	Antenna Pol.	Detector
5850.00	38.62	17.21	55.83	68.20	-12.37	H	Peak
5850.00	38.91	17.21	56.12	68.20	-12.08	V	Peak
5850.00	28.68	17.21	45.89	54.00	-8.11	H	AVG
5850.00	28.77	17.21	45.98	54.00	-8.02	V	AVG

Remark: 1. Result =Reading + Factor

Conducted Measurement:

Please refer to Appendix E of the Appendix Test Data.




5. Maximum conducted output power Test

5.1. Test Standard and Limit

Test Standard	FCC Part15 C Section 15.407(a)	
Test Limit	5.15 - 5.25GHz	1) Outdoor AP The maximum conducted output power (Pout) shall not exceed the lesser of 1W (30dBm). if $GT_x > 6\text{dBi}$, then $P_{out} = 30 - (GT_x - 6)$. e.i.r.p. at any elevation angle above 30 degrees $\leq 125\text{mW}$ (21dBm) 2) Indoor AP The maximum conducted output power (Pout) shall not exceed the lesser of 1W (30dBm). if $GT_x > 6\text{dBi}$, then $P_{out} = 30 - (GT_x - 6)$. 3) Point-to-point AP The maximum conducted output power (Pout) shall not exceed the lesser of 1W (30dBm). if $GT_x > 23\text{dBi}$, then $P_{out} = 30 - (GT_x - 23)$. 4) Client devices The maximum conducted output power (Pout) shall not exceed the lesser of 250W (23.98dBm). if $GT_x > 6\text{dBi}$, then $P_{out} = 24 - (GT_x - 6)$.
	5.25 - 5.35GHz	The maximum conducted output power (Pout) shall not exceed the lesser of 250mW (24dBm) or $11\text{dBm} + 10 \log B$, where B is the 26dB emission bandwidth in MHz. if $GT_x > 6\text{dBi}$, then $P_{out} = 24 - (GT_x - 6)$.
	5.47- 5.725GHz	The maximum conducted output power (Pout) shall not exceed the lesser of 250mW (23.98dBm) or $11\text{dBm} + 10 \log B$, where B is the 26dB emission bandwidth in MHz. if $GT_x > 6\text{dBi}$, then $P_{out} = 24 - (GT_x - 6)$.
	5.725 - 5.85GHz	1) Point-to-multipoint systems (P2M) The maximum conducted output power (Pout) shall not exceed the lesser of 1W (30dBm). if $GT_x > 6\text{dBi}$, then $P_{out} = 30 - (GT_x - 6)$. 2) Point-to-point systems (P2P) The maximum conducted output power (Pout) shall not exceed the lesser of 1W (30dBm).

5.2. Test Setup



5.3. Test Procedure

1. The Transmitter output (antenna port) was connected to the power meter.
2. Turn on the EUT and power meter and then record the power value.
3. Repeat above procedures on all channels needed to be tested.

Note: The cable loss and attenuator loss were offset into measure device as an amplitude offset.

5.4. Test Data

Pass

Please refer to Appendix C of the Appendix Test Data.

Additional test for duty cycle.

Please refer to Appendix B of the Appendix Test Data.

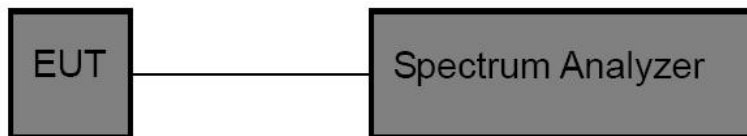


6. 26dB Bandwidth & 99% Occupied Bandwidth Test

6.1. Test Standard

Test Standard	FCC Part15 C Section 15.407(a) & 2.1049
Test Limit	N/A

6.2. Test Setup



6.3. Test Procedure

1. Place the EUT on the table and set it in the transmitting mode.
2. Remove the antenna from the EUT and then connect a low loss RF cable from the antenna port to the spectrum analyzer.
3. Set the spectrum analyzer as:
 - 26 dB & 99% bandwidth**
 - RBW = approximately 1% of the emission bandwidth;
 - Set the VBW > RBW;
 - Detector= Peak
 - Trace mode= Max hold.
 - Sweep- auto couple.
4. Measure the maximum width of the emission that is 26dB down from the maximum of the emission. Compare this with the RBW setting of the analyzer.
5. Repeat until all the rest channels are investigated.

6.4. Test Data

Pass

Please refer to Appendix A1&A2 of the Appendix Test Data.



7. Minimum 6dB bandwidth Test

7.1. Test Standard

Test Standard	FCC Part15 C Section 15.407(e)
Test Limit	≥500 kHz

7.2. Test Setup



7.3. Test Procedure

1. Place the EUT on the table and set it in the transmitting mode.
2. Remove the antenna from the EUT and then connect a low loss RF cable from the antenna port to the spectrum analyzer.

4. Set the spectrum analyzer as:

6 dB bandwidth

RBW = approximately 1% of the emission bandwidth;
 Set the VBW > RBW;
 Detector= Peak
 Trace mode= Max hold.
 Sweep- auto couple.

4. Measure the maximum width of the emission that is 6dB down from the maximum of the emission. Compare this with the RBW setting of the analyzer.
5. Repeat until all the rest channels are investigated.

7.4. Test Data

Pass

Please refer to Appendix A3 of the Appendix Test Data.

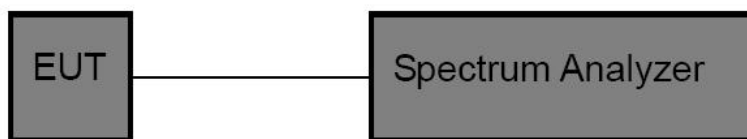


8. Power Spectral Density Test

8.1. Test Standard and Limit

Test Standard	FCC Part15 C Section 15.407(a)	
Test Limit	5.15 - 5.25GHz	1) Outdoor AP The peak power spectral density (PSD) shall not exceed the lesser of 17dBm/MHz. if $GT_x > 6\text{dBi}$, then $PSD = 17 - (GT_x - 6)$. 2) Indoor AP The peak power spectral density (PSD) shall not exceed the lesser of 17dBm/MHz. if $GT_x > 6\text{dBi}$, then $PSD = 17 - (GT_x - 6)$. 3) Point-to-point AP The peak power spectral density (PSD) shall not exceed the lesser of 17dBm/MHz. if $GT_x > 23\text{dBi}$, then $PSD = 17 - (GT_x - 23)$. 4) Client devices The peak power spectral density (PSD) shall not exceed the lesser of 11dBm/MHz. if $GT_x > 6\text{dBi}$, then $PSD = 11 - (GT_x - 6)$.
	5.25 - 5.35GHz	The peak power spectral density (PSD) shall not exceed the lesser of 11dBm/MHz. if $GT_x > 6\text{dBi}$, then $PSD = 11 - (GT_x - 6)$.
	5.47- 5.725GHz	The peak power spectral density (PSD) shall not exceed the lesser of 11dBm/MHz. if $GT_x > 6\text{dBi}$, then $PSD = 11 - (GT_x - 6)$.
	5.725 - 5.85GHz	1) Point-to-multipoint systems (P2M) The peak power spectral density (PSD) shall not exceed the lesser of 30dBm/500kHz. if $GT_x > 6\text{dBi}$, then $PSD = 30 - (GT_x - 6)$. 2) Point-to-point systems (P2P) The peak power spectral density (PSD) shall not exceed the lesser of 30dBm/500kHz.

8.2. Test Setup



8.3. Test Procedure

For devices operating in the bands 5.15-5.25 GHz, 5.25-5.35 GHz, and 5.47-5.725 GHz, the above procedures make use of 1 MHz RBW to satisfy directly the 1 MHz reference bandwidth specified in § 15.407(a)(5). For devices operating in the band 5.725-5.85 GHz, the rules specify a measurement bandwidth of 500 kHz. Many spectrum analyzers do not have 500 kHz RBW, thus a narrower RBW may need to be used. The rules permit the use of a RBWs less than 1 MHz, or 500 kHz, “provided that the measured power is integrated over the full reference bandwidth” to show the total power over the specified measurement bandwidth (i.e., 1 MHz, or 500 kHz).

1. The EUT is directly connected to the spectrum analyzer;
2. Set RBW =1MHz;



3. Set VBW \geq 3 RBW=3MHz;
3. Set the span to encompass the entire emissions bandwidth (EBW) of the signal;
5. Detector=RMS;
6. Sweep time= auto couple;
7. Trace mode=max. hold;

8.4. Test Data

Pass

Please refer to Appendix D of the Appendix Test Data.

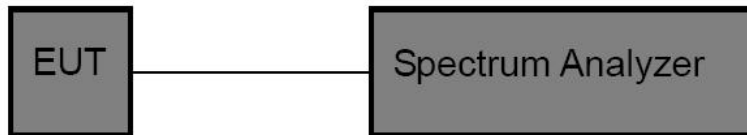


9. Frequency Stability

9.1. Test Standard and Limit

Test Standard	FCC Part15 Section 15.407(g)
Test Limit	The frequency tolerance shall be maintained within the band of operation frequency over a temperature variation of 0 degrees to 35 degrees C at normal supply voltage, and for a variation in the primary supply voltage from 85% to 115% of the rated supply voltage at a temperature of 20 degrees C.

9.2. Test Setup



9.3. Test Procedure

The EUT was placed inside the environmental test chamber and powered by nominal AC/DC voltage. b. Turn the EUT on and couple its output to a spectrum analyzer. c. Turn the EUT off and set the chamber to the highest temperature specified. d. Allow sufficient time (approximately 30 min) for the temperature of the chamber to stabilize. e. Repeat step 2 and 3 with the temperature chamber set to the lowest temperature. f. The test chamber was allowed to stabilize at +20 degree C for a minimum of 30 minutes. The supply voltage was then adjusted on the EUT from 85% to 115% and the frequency record.

9.4. Test Data

Pass

Please to see the following pages.



Test Mode: 5.2G								
Mode	TX Type	Frequency (MHz)	Temperature (°C)	Voltage (VAC)	Measured Frequency (MHz)	Limit	Verdict	
802.11a	SISO	5180	20	102.00	5180.13	5172 to 5188	Pass	
				120.00	5180.04	5172 to 5188	Pass	
				138.00	5180.06	5172 to 5188	Pass	
			-30	120.00	5180.01	5172 to 5188	Pass	
				-20	120.00	5180.05	5150 to 5250	Pass
					-10	120.00	5180.08	5150 to 5250
			0	120.00	5180.08	5150 to 5250	Pass	
				10	120.00	5180.12	5150 to 5250	Pass
			30	120.00	5180.03	5150 to 5250	Pass	
			40	120.00	5180.06	5150 to 5250	Pass	
		50	120.00	5180.04	5172 to 5188	Pass		
		5200	20	102.00	5200.06	5192 to 5208	Pass	
				120.00	5200.09	5192 to 5208	Pass	
				138.00	5200.04	5192 to 5208	Pass	
			-30	120.00	5200.06	5192 to 5208	Pass	
				-20	120.00	5200.04	5150 to 5250	Pass
					-10	120.00	5200.09	5150 to 5250
			0	120.00	5200.10	5150 to 5250	Pass	
				10	120.00	5200.03	5150 to 5250	Pass
			30	120.00	5200.08	5150 to 5250	Pass	
			40	120.00	5200.07	5150 to 5250	Pass	
		50	120.00	5200.08	5192 to 5208	Pass		
		5240	20	102.00	5240.02	5232 to 5248	Pass	
				120.00	5240.04	5232 to 5248	Pass	
				138.00	5240.01	5232 to 5248	Pass	
			-30	120.00	5240.08	5232 to 5248	Pass	
				-20	120.00	5240.05	5150 to 5250	Pass
					-10	120.00	5240.07	5150 to 5250
			0	120.00	5240.11	5150 to 5250	Pass	
				10	120.00	5240.06	5150 to 5250	Pass
30	120.00		5240.08	5150 to 5250	Pass			
40	120.00		5240.01	5150 to 5250	Pass			
50	120.00	5240.02	5232 to 5248	Pass				
802.11n (HT20)	SISO	5180	20	102.00	5180.07	5172 to 5188	Pass	
				120.00	5180.08	5172 to 5188	Pass	
				138.00	5180.07	5172 to 5188	Pass	
			-30	120.00	5180.05	5172 to 5188	Pass	
				-20	120.00	5180.11	5150 to 5250	Pass
					-10	120.00	5180.08	5150 to 5250
			0	120.00	5180.10	5150 to 5250	Pass	
				10	120.00	5180.10	5150 to 5250	Pass



802.11n (HT40)	5200	30	120.00	5180.05	5150 to 5250	Pass
		40	120.00	5180.10	5150 to 5250	Pass
		50	120.00	5180.08	5172 to 5188	Pass
		20	102.00	5200.08	5192 to 5208	Pass
			120.00	5200.04	5192 to 5208	Pass
			138.00	5200.05	5192 to 5208	Pass
		-30	120.00	5200.05	5192 to 5208	Pass
		-20	120.00	5200.03	5150 to 5250	Pass
		-10	120.00	5200.04	5150 to 5250	Pass
		0	120.00	5200.02	5150 to 5250	Pass
		10	120.00	5200.11	5150 to 5250	Pass
		30	120.00	5200.09	5150 to 5250	Pass
		40	120.00	5200.07	5150 to 5250	Pass
		50	120.00	5200.03	5192 to 5208	Pass
		5240	20	102.00	5240.12	5232 to 5248
	120.00			5240.05	5232 to 5248	Pass
	138.00			5240.06	5232 to 5248	Pass
	-30		120.00	5240.06	5232 to 5248	Pass
	-20		120.00	5240.06	5150 to 5250	Pass
	-10		120.00	5240.12	5150 to 5250	Pass
	0		120.00	5240.03	5150 to 5250	Pass
	10		120.00	5240.10	5150 to 5250	Pass
	30		120.00	5240.06	5150 to 5250	Pass
	40		120.00	5240.04	5150 to 5250	Pass
	50		120.00	5240.10	5232 to 5248	Pass
	5190		20	102.00	5190.00	5174 to 5206
		120.00		5190.12	5174 to 5206	Pass
138.00		5190.11		5174 to 5206	Pass	
-30		120.00	5190.06	5174 to 5206	Pass	
-20		120.00	5190.07	5150 to 5250	Pass	
-10		120.00	5190.04	5150 to 5250	Pass	
0		120.00	5190.06	5150 to 5250	Pass	
10		120.00	5190.10	5150 to 5250	Pass	
30		120.00	5190.06	5150 to 5250	Pass	
40		120.00	5190.08	5150 to 5250	Pass	
50		120.00	5190.08	5174 to 5206	Pass	
5230		20	102.00	5230.04	5214 to 5246	Pass
			120.00	5230.03	5214 to 5246	Pass
			138.00	5230.05	5214 to 5246	Pass
		-30	120.00	5230.05	5214 to 5246	Pass
	-20	120.00	5230.10	5150 to 5250	Pass	
	-10	120.00	5230.01	5150 to 5250	Pass	
	0	120.00	5230.02	5150 to 5250	Pass	
	10	120.00	5230.06	5150 to 5250	Pass	



802.11ac (VHT20)	SISO	5180	30	120.00	5230.07	5150 to 5250	Pass
			40	120.00	5230.06	5150 to 5250	Pass
			50	120.00	5230.12	5214 to 5246	Pass
		5180	20	102.00	5180.01	5172 to 5188	Pass
				120.00	5180.04	5172 to 5188	Pass
				138.00	5180.11	5172 to 5188	Pass
			-30	120.00	5180.04	5172 to 5188	Pass
			-20	120.00	5180.01	5150 to 5250	Pass
			-10	120.00	5180.00	5150 to 5250	Pass
			0	120.00	5180.08	5150 to 5250	Pass
			10	120.00	5180.05	5150 to 5250	Pass
			30	120.00	5180.11	5150 to 5250	Pass
			40	120.00	5180.12	5150 to 5250	Pass
			50	120.00	5180.05	5172 to 5188	Pass
			5200	20	102.00	5200.09	5192 to 5208
		120.00			5200.02	5192 to 5208	Pass
		138.00			5200.05	5192 to 5208	Pass
		-30		120.00	5200.00	5192 to 5208	Pass
		-20		120.00	5200.07	5150 to 5250	Pass
		-10		120.00	5200.04	5150 to 5250	Pass
		0		120.00	5200.02	5150 to 5250	Pass
		10		120.00	5200.07	5150 to 5250	Pass
		30		120.00	5200.00	5150 to 5250	Pass
		40		120.00	5200.03	5150 to 5250	Pass
		50		120.00	5200.11	5192 to 5208	Pass
		5240		20	102.00	5240.01	5232 to 5248
			120.00		5240.01	5232 to 5248	Pass
			138.00		5240.12	5232 to 5248	Pass
			-30	120.00	5240.01	5232 to 5248	Pass
			-20	120.00	5240.13	5150 to 5250	Pass
-10	120.00		5240.02	5150 to 5250	Pass		
0	120.00		5240.09	5150 to 5250	Pass		
10	120.00		5240.06	5150 to 5250	Pass		
30	120.00		5240.12	5150 to 5250	Pass		
40	120.00		5240.03	5150 to 5250	Pass		
50	120.00		5240.05	5232 to 5248	Pass		
802.11ac (VHT40)	SISO		5190	20	102.00	5190.05	5174 to 5206
		120.00			5190.11	5174 to 5206	Pass
		138.00			5190.02	5174 to 5206	Pass
		-30		120.00	5190.10	5174 to 5206	Pass
		-20		120.00	5190.11	5150 to 5250	Pass
		-10		120.00	5190.12	5150 to 5250	Pass
		0		120.00	5190.01	5150 to 5250	Pass
		10		120.00	5190.08	5150 to 5250	Pass



			30	120.00	5190.12	5150 to 5250	Pass
			40	120.00	5190.08	5150 to 5250	Pass
			50	120.00	5190.06	5174 to 5206	Pass
		5230	20	102.00	5230.10	5214 to 5246	Pass
				120.00	5230.03	5214 to 5246	Pass
				138.00	5230.03	5214 to 5246	Pass
			-30	120.00	5230.10	5214 to 5246	Pass
			-20	120.00	5230.10	5150 to 5250	Pass
			-10	120.00	5230.01	5150 to 5250	Pass
			0	120.00	5230.01	5150 to 5250	Pass
			10	120.00	5230.12	5150 to 5250	Pass
			30	120.00	5230.10	5150 to 5250	Pass
			40	120.00	5230.11	5150 to 5250	Pass
			50	120.00	5230.11	5214 to 5246	Pass
			802.11ax (HEW20)	SISO	5180	102.00	5180.12
120.00	5180.12	5172 to 5188				Pass	
138.00	5180.10	5172 to 5188				Pass	
-30	120.00	5180.01			5172 to 5188	Pass	
-20	120.00	5180.12			5150 to 5250	Pass	
-10	120.00	5180.07			5150 to 5250	Pass	
0	120.00	5180.03			5150 to 5250	Pass	
10	120.00	5180.09			5150 to 5250	Pass	
30	120.00	5180.01			5150 to 5250	Pass	
40	120.00	5180.08			5150 to 5250	Pass	
50	120.00	5180.01			5172 to 5188	Pass	
5200	20	102.00			5200.13	5192 to 5208	Pass
		120.00			5200.07	5192 to 5208	Pass
		138.00			5200.10	5192 to 5208	Pass
	-30	120.00			5200.05	5192 to 5208	Pass
	-20	120.00	5200.06	5150 to 5250	Pass		
	-10	120.00	5200.01	5150 to 5250	Pass		
	0	120.00	5200.07	5150 to 5250	Pass		
	10	120.00	5200.09	5150 to 5250	Pass		
	30	120.00	5200.09	5150 to 5250	Pass		
5240	20	102.00	5240.05	5232 to 5248	Pass		
		120.00	5240.04	5232 to 5248	Pass		
		138.00	5240.00	5232 to 5248	Pass		
	-30	120.00	5240.10	5232 to 5248	Pass		
	-20	120.00	5240.11	5150 to 5250	Pass		
	-10	120.00	5240.01	5150 to 5250	Pass		
	0	120.00	5240.01	5150 to 5250	Pass		
10	120.00	5240.10	5150 to 5250	Pass			



802.11ax (HEW40)	SISO	5190	30	120.00	5240.10	5150 to 5250	Pass
			40	120.00	5240.11	5150 to 5250	Pass
			50	120.00	5240.08	5232 to 5248	Pass
		20	102.00	5190.08	5174 to 5206	Pass	
			120.00	5190.01	5174 to 5206	Pass	
			138.00	5190.11	5174 to 5206	Pass	
		-30	120.00	5190.03	5174 to 5206	Pass	
		-20	120.00	5190.13	5150 to 5250	Pass	
		-10	120.00	5190.11	5150 to 5250	Pass	
		0	120.00	5190.06	5150 to 5250	Pass	
		10	120.00	5190.10	5150 to 5250	Pass	
		30	120.00	5190.05	5150 to 5250	Pass	
		40	120.00	5190.06	5150 to 5250	Pass	
		50	120.00	5190.02	5174 to 5206	Pass	
		5230	102.00	5230.13	5214 to 5246	Pass	
			20	120.00	5230.07	5214 to 5246	Pass
				138.00	5230.01	5214 to 5246	Pass
			-30	120.00	5230.04	5214 to 5246	Pass
			-20	120.00	5230.05	5150 to 5250	Pass
			-10	120.00	5230.10	5150 to 5250	Pass
			0	120.00	5230.04	5150 to 5250	Pass
			10	120.00	5230.10	5150 to 5250	Pass
			30	120.00	5230.06	5150 to 5250	Pass
			40	120.00	5230.06	5150 to 5250	Pass
50	120.00		5230.08	5214 to 5246	Pass		



Test Mode: 5.3G								
Mode	TX Type	Frequency (MHz)	Temperature (°C)	Voltage (VAC)	Measured Frequency (MHz)	Limit	Verdict	
802.11a	SISO	5260	20	102.00	5260.09	5252 to 5268	Pass	
				120.00	5260.01	5252 to 5268	Pass	
				138.00	5260.13	5252 to 5268	Pass	
			-30	102.00	5260.12	5252 to 5268	Pass	
				-20	120.00	5260.00	5250 to 5350	Pass
					-10	120.00	5260.08	5250 to 5350
			0	120.00	5260.03	5250 to 5350	Pass	
				10	120.00	5260.09	5250 to 5350	Pass
			30	120.00	5260.10	5250 to 5350	Pass	
		40	120.00	5260.05	5250 to 5350	Pass		
		50	120.00	5260.11	5252 to 5268	Pass		
		5300	20	102.00	5300.03	5292 to 5308	Pass	
				120.00	5300.11	5292 to 5308	Pass	
				138.00	5300.03	5292 to 5308	Pass	
			-30	102.00	5300.04	5292 to 5308	Pass	
				-20	120.00	5300.13	5250 to 5350	Pass
			-10		120.00	5300.11	5250 to 5350	Pass
			0	120.00	5300.01	5250 to 5350	Pass	
				10	120.00	5300.07	5250 to 5350	Pass
			30	120.00	5300.02	5250 to 5350	Pass	
			40	120.00	5300.03	5250 to 5350	Pass	
			50	120.00	5300.03	5292 to 5308	Pass	
			5320	20	102.00	5320.05	5312 to 5328	Pass
		120.00			5320.04	5312 to 5328	Pass	
		138.00			5320.12	5312 to 5328	Pass	
		-30		102.00	5320.11	5312 to 5328	Pass	
				-20	120.00	5320.02	5250 to 5350	Pass
		-10			120.00	5320.02	5250 to 5350	Pass
		0		120.00	5320.09	5250 to 5350	Pass	
				10	120.00	5320.10	5250 to 5350	Pass
30	120.00	5320.00		5250 to 5350	Pass			
40	120.00	5320.00		5250 to 5350	Pass			
50	120.00	5320.02		5312 to 5328	Pass			
802.11n (HT20)	SISO	5260		20	102.00	5260.09	5252 to 5268	Pass
			120.00		5260.04	5252 to 5268	Pass	
			138.00		5260.04	5252 to 5268	Pass	
			-30	102.00	5260.07	5252 to 5268	Pass	
				-20	120.00	5260.01	5250 to 5350	Pass
			-10		120.00	5260.12	5250 to 5350	Pass
			0	120.00	5260.09	5250 to 5350	Pass	
10	120.00	5260.02	5250 to 5350	Pass				



802.11n (HT40)	5300	30	120.00	5260.12	5250 to 5350	Pass
		40	120.00	5260.05	5250 to 5350	Pass
		50	120.00	5260.00	5252 to 5268	Pass
		20	102.00	5300.00	5292 to 5308	Pass
			120.00	5300.13	5292 to 5308	Pass
			138.00	5300.01	5292 to 5308	Pass
		-30	102.00	5300.09	5292 to 5308	Pass
		-20	120.00	5300.10	5250 to 5350	Pass
		-10	120.00	5300.08	5250 to 5350	Pass
		0	120.00	5300.03	5250 to 5350	Pass
		10	120.00	5300.01	5250 to 5350	Pass
		30	120.00	5300.07	5250 to 5350	Pass
		40	120.00	5300.04	5250 to 5350	Pass
		50	120.00	5300.05	5292 to 5308	Pass
		5320	20	102.00	5320.03	5312 to 5328
	120.00			5320.07	5312 to 5328	Pass
	138.00			5320.01	5312 to 5328	Pass
	-30		102.00	5320.09	5312 to 5328	Pass
	-20		120.00	5320.06	5250 to 5350	Pass
	-10		120.00	5320.05	5250 to 5350	Pass
	0		120.00	5320.01	5250 to 5350	Pass
	10		120.00	5320.00	5250 to 5350	Pass
	30		120.00	5320.12	5250 to 5350	Pass
	40		120.00	5320.07	5250 to 5350	Pass
	50		120.00	5320.05	5312 to 5328	Pass
	5270		20	102.00	5270.11	5254 to 5286
		120.00		5270.12	5254 to 5286	Pass
138.00		5270.04		5254 to 5286	Pass	
-30		102.00	5270.03	5254 to 5286	Pass	
-20		120.00	5270.07	5250 to 5350	Pass	
-10		120.00	5270.04	5250 to 5350	Pass	
0		120.00	5270.06	5250 to 5350	Pass	
10		120.00	5270.05	5250 to 5350	Pass	
30		120.00	5270.12	5250 to 5350	Pass	
40		120.00	5270.13	5250 to 5350	Pass	
50		120.00	5270.07	5254 to 5286	Pass	
5310		20	102.00	5310.11	5294 to 5326	Pass
	120.00		5310.04	5294 to 5326	Pass	
	138.00		5310.07	5294 to 5326	Pass	
	-30	102.00	5310.10	5294 to 5326	Pass	
	-20	120.00	5310.10	5250 to 5350	Pass	
	-10	120.00	5310.02	5250 to 5350	Pass	
	0	120.00	5310.08	5250 to 5350	Pass	
	10	120.00	5310.11	5250 to 5350	Pass	



802.11ac (VHT20)	SISO	5260	30	120.00	5310.12	5250 to 5350	Pass
			40	120.00	5310.08	5250 to 5350	Pass
			50	120.00	5310.10	5294 to 5326	Pass
		20	102.00	5260.08	5252 to 5268	Pass	
			120.00	5260.03	5252 to 5268	Pass	
			138.00	5260.08	5252 to 5268	Pass	
		-30	102.00	5260.02	5252 to 5268	Pass	
		-20	120.00	5260.02	5250 to 5350	Pass	
		-10	120.00	5260.06	5250 to 5350	Pass	
		0	120.00	5260.01	5250 to 5350	Pass	
		10	120.00	5260.08	5250 to 5350	Pass	
		30	120.00	5260.04	5250 to 5350	Pass	
		40	120.00	5260.05	5250 to 5350	Pass	
		50	120.00	5260.11	5252 to 5268	Pass	
		5300	20	102.00	5300.00	5292 to 5308	Pass
				120.00	5300.01	5292 to 5308	Pass
				138.00	5300.10	5292 to 5308	Pass
			-30	102.00	5300.08	5292 to 5308	Pass
			-20	120.00	5300.03	5250 to 5350	Pass
			-10	120.00	5300.07	5250 to 5350	Pass
			0	120.00	5300.06	5250 to 5350	Pass
			10	120.00	5300.12	5250 to 5350	Pass
			30	120.00	5300.09	5250 to 5350	Pass
			40	120.00	5300.08	5250 to 5350	Pass
			50	120.00	5300.11	5292 to 5308	Pass
			5320	20	102.00	5320.04	5312 to 5328
		120.00			5320.11	5312 to 5328	Pass
		138.00			5320.03	5312 to 5328	Pass
		-30		102.00	5320.08	5312 to 5328	Pass
		-20		120.00	5320.10	5250 to 5350	Pass
-10	120.00	5320.10		5250 to 5350	Pass		
0	120.00	5320.07		5250 to 5350	Pass		
10	120.00	5320.08		5250 to 5350	Pass		
30	120.00	5320.12		5250 to 5350	Pass		
40	120.00	5320.02		5250 to 5350	Pass		
50	120.00	5320.02		5312 to 5328	Pass		
802.11ac (VHT40)	SISO	5270		20	102.00	5270.01	5254 to 5286
			120.00		5270.06	5254 to 5286	Pass
			138.00		5270.08	5254 to 5286	Pass
			-30	102.00	5270.11	5254 to 5286	Pass
			-20	120.00	5270.08	5250 to 5350	Pass
			-10	120.00	5270.12	5250 to 5350	Pass
			0	120.00	5270.12	5250 to 5350	Pass
10	120.00	5270.03	5250 to 5350	Pass			



802.11ax (HEW20)	SISO	5310	30	120.00	5270.01	5250 to 5350	Pass
			40	120.00	5270.03	5250 to 5350	Pass
			50	120.00	5270.09	5254 to 5286	Pass
			20	102.00	5310.01	5294 to 5326	Pass
				120.00	5310.12	5294 to 5326	Pass
				138.00	5310.06	5294 to 5326	Pass
			-30	102.00	5310.06	5294 to 5326	Pass
			-20	120.00	5310.06	5250 to 5350	Pass
			-10	120.00	5310.07	5250 to 5350	Pass
			0	120.00	5310.07	5250 to 5350	Pass
			10	120.00	5310.06	5250 to 5350	Pass
			30	120.00	5310.12	5250 to 5350	Pass
		40	120.00	5310.06	5250 to 5350	Pass	
		50	120.00	5310.13	5294 to 5326	Pass	
		5260	20	102.00	5260.10	5252 to 5268	Pass
				120.00	5260.12	5252 to 5268	Pass
				138.00	5260.06	5252 to 5268	Pass
			-30	102.00	5260.11	5252 to 5268	Pass
			-20	120.00	5260.04	5250 to 5350	Pass
			-10	120.00	5260.01	5250 to 5350	Pass
			0	120.00	5260.03	5250 to 5350	Pass
			10	120.00	5260.05	5250 to 5350	Pass
			30	120.00	5260.13	5250 to 5350	Pass
			40	120.00	5260.05	5250 to 5350	Pass
50	120.00		5260.02	5252 to 5268	Pass		
5300	20		102.00	5300.12	5292 to 5308	Pass	
		120.00	5300.04	5292 to 5308	Pass		
		138.00	5300.10	5292 to 5308	Pass		
	-30	102.00	5300.11	5292 to 5308	Pass		
	-20	120.00	5300.07	5250 to 5350	Pass		
	-10	120.00	5300.04	5250 to 5350	Pass		
	0	120.00	5300.09	5250 to 5350	Pass		
	10	120.00	5300.08	5250 to 5350	Pass		
	30	120.00	5300.11	5250 to 5350	Pass		
	40	120.00	5300.05	5250 to 5350	Pass		
	50	120.00	5300.01	5292 to 5308	Pass		
	5320	20	102.00	5320.07	5312 to 5328	Pass	
120.00			5320.11	5312 to 5328	Pass		
138.00			5320.08	5312 to 5328	Pass		
-30		102.00	5320.08	5312 to 5328	Pass		
-20		120.00	5320.04	5250 to 5350	Pass		
-10		120.00	5320.13	5250 to 5350	Pass		
0		120.00	5320.13	5250 to 5350	Pass		
10		120.00	5320.07	5250 to 5350	Pass		



802.11ax (HEW40)	SISO	5270	30	120.00	5320.10	5250 to 5350	Pass
			40	120.00	5320.12	5250 to 5350	Pass
			50	120.00	5320.09	5312 to 5328	Pass
		20	102.00	5270.08	5254 to 5286	Pass	
			120.00	5270.00	5254 to 5286	Pass	
			138.00	5270.08	5254 to 5286	Pass	
		-30	102.00	5270.07	5254 to 5286	Pass	
		-20	120.00	5270.12	5250 to 5350	Pass	
		-10	120.00	5270.10	5250 to 5350	Pass	
		0	120.00	5270.02	5250 to 5350	Pass	
		10	120.00	5270.09	5250 to 5350	Pass	
		30	120.00	5270.13	5250 to 5350	Pass	
		40	120.00	5270.04	5250 to 5350	Pass	
		50	120.00	5270.03	5254 to 5286	Pass	
		5310	102.00	5310.12	5294 to 5326	Pass	
			20	120.00	5310.07	5294 to 5326	Pass
				138.00	5310.05	5294 to 5326	Pass
			-30	102.00	5310.05	5294 to 5326	Pass
			-20	120.00	5310.02	5250 to 5350	Pass
			-10	120.00	5310.06	5250 to 5350	Pass
			0	120.00	5310.04	5250 to 5350	Pass
			10	120.00	5310.03	5250 to 5350	Pass
			30	120.00	5310.04	5250 to 5350	Pass
			40	120.00	5310.02	5250 to 5350	Pass
50	120.00		5310.07	5294 to 5326	Pass		



Test Mode: 5.6G								
Mode	TX Type	Frequency (MHz)	Temperature (°C)	Voltage (VAC)	Measured Frequency (MHz)	Limit	Verdict	
802.11a	SISO	5500	20	102.00	5500.01	5492 to 5508	Pass	
				120.00	5500.03	5492 to 5508	Pass	
				138.00	5500.12	5492 to 5508	Pass	
			-30	102.00	5500.07	5492 to 5508	Pass	
				-20	120.00	5500.09	5470 to 5725	Pass
				-10	120.00	5500.08	5470 to 5725	Pass
			5600	20	102.00	5600.06	5592 to 5608	Pass
					120.00	5600.07	5592 to 5608	Pass
					138.00	5600.13	5592 to 5608	Pass
		-30		102.00	5600.02	5592 to 5608	Pass	
				-20	120.00	5600.10	5470 to 5725	Pass
				-10	120.00	5600.03	5470 to 5725	Pass
		5700		20	102.00	5700.10	5692 to 5708	Pass
					120.00	5700.12	5692 to 5708	Pass
					138.00	5700.01	5692 to 5708	Pass
			-30	102.00	5700.01	5692 to 5708	Pass	
				-20	120.00	5700.02	5470 to 5725	Pass
				-10	120.00	5700.00	5470 to 5725	Pass
			5500	20	102.00	5500.04	5492 to 5508	Pass
					120.00	5500.09	5492 to 5508	Pass
					138.00	5500.06	5492 to 5508	Pass
		-30		102.00	5500.10	5492 to 5508	Pass	
				-20	120.00	5500.03	5470 to 5725	Pass
				-10	120.00	5500.12	5470 to 5725	Pass
		0		120.00	5500.10	5470 to 5725	Pass	
				10	120.00	5500.08	5470 to 5725	Pass



802.11n (HT40)	5600	30	120.00	5500.06	5470 to 5725	Pass
		40	120.00	5500.11	5470 to 5725	Pass
		50	120.00	5500.09	5492 to 5508	Pass
		20	102.00	5600.09	5592 to 5608	Pass
			120.00	5600.10	5592 to 5608	Pass
			138.00	5600.11	5592 to 5608	Pass
		-30	102.00	5600.05	5592 to 5608	Pass
		-20	120.00	5600.04	5470 to 5725	Pass
		-10	120.00	5600.09	5470 to 5725	Pass
		0	120.00	5600.03	5470 to 5725	Pass
		10	120.00	5600.10	5470 to 5725	Pass
		30	120.00	5600.07	5470 to 5725	Pass
		40	120.00	5600.03	5470 to 5725	Pass
		50	120.00	5600.00	5592 to 5608	Pass
		5700	20	102.00	5700.02	5692 to 5708
	120.00			5700.01	5692 to 5708	Pass
	138.00			5700.09	5692 to 5708	Pass
	-30		102.00	5700.09	5692 to 5708	Pass
	-20		120.00	5700.11	5470 to 5725	Pass
	-10		120.00	5700.11	5470 to 5725	Pass
	0		120.00	5700.05	5470 to 5725	Pass
	10		120.00	5700.11	5470 to 5725	Pass
	30		120.00	5700.05	5470 to 5725	Pass
	40		120.00	5700.03	5470 to 5725	Pass
	50		120.00	5700.05	5692 to 5708	Pass
	5510		20	102.00	5510.08	5494 to 5526
		120.00		5510.06	5494 to 5526	Pass
138.00		5510.04		5494 to 5526	Pass	
-30		102.00	5510.10	5494 to 5526	Pass	
-20		120.00	5510.04	5470 to 5725	Pass	
-10		120.00	5510.12	5470 to 5725	Pass	
0		120.00	5510.11	5470 to 5725	Pass	
10		120.00	5510.01	5470 to 5725	Pass	
30		120.00	5510.09	5470 to 5725	Pass	
40		120.00	5510.00	5470 to 5725	Pass	
50		120.00	5510.05	5494 to 5526	Pass	
5590		20	102.00	5590.10	5574 to 5606	Pass
			120.00	5590.08	5574 to 5606	Pass
			138.00	5590.00	5574 to 5606	Pass
		-30	102.00	5590.05	5574 to 5606	Pass
	-20	120.00	5590.07	5470 to 5725	Pass	
	-10	120.00	5590.13	5470 to 5725	Pass	
	0	120.00	5590.08	5470 to 5725	Pass	
	10	120.00	5590.05	5470 to 5725	Pass	



			30	120.00	5590.03	5470 to 5725	Pass
			40	120.00	5590.01	5470 to 5725	Pass
			50	120.00	5590.05	5574 to 5606	Pass
		5670	20	102.00	5670.05	5654 to 5686	Pass
				120.00	5670.03	5654 to 5686	Pass
				138.00	5670.08	5654 to 5686	Pass
			-30	102.00	5670.11	5654 to 5686	Pass
			-20	120.00	5670.08	5470 to 5725	Pass
			-10	120.00	5670.07	5470 to 5725	Pass
			0	120.00	5670.13	5470 to 5725	Pass
			10	120.00	5670.04	5470 to 5725	Pass
			30	120.00	5670.11	5470 to 5725	Pass
			40	120.00	5670.07	5470 to 5725	Pass
			50	120.00	5670.09	5654 to 5686	Pass
			802.11ac (VHT20)	SISO	5500	102.00	5500.06
20	120.00	5500.01				5492 to 5508	Pass
138.00	5500.01	5492 to 5508				Pass	
-30	102.00	5500.11			5492 to 5508	Pass	
-20	120.00	5500.02			5470 to 5725	Pass	
-10	120.00	5500.12			5470 to 5725	Pass	
0	120.00	5500.10			5470 to 5725	Pass	
10	120.00	5500.05			5470 to 5725	Pass	
30	120.00	5500.09			5470 to 5725	Pass	
40	120.00	5500.09			5470 to 5725	Pass	
50	120.00	5500.00			5492 to 5508	Pass	
5600	20	102.00			5600.04	5592 to 5608	Pass
		120.00			5600.03	5592 to 5608	Pass
		138.00			5600.11	5592 to 5608	Pass
	-30	102.00			5600.02	5592 to 5608	Pass
	-20	120.00	5600.06	5470 to 5725	Pass		
	-10	120.00	5600.10	5470 to 5725	Pass		
5700	20	102.00	5700.03	5692 to 5708	Pass		
		120.00	5700.02	5692 to 5708	Pass		
		138.00	5700.01	5692 to 5708	Pass		
	-30	102.00	5700.06	5692 to 5708	Pass		
	-20	120.00	5700.12	5470 to 5725	Pass		
	-10	120.00	5700.12	5470 to 5725	Pass		
	0	120.00	5700.12	5470 to 5725	Pass		
	10	120.00	5700.03	5470 to 5725	Pass		



802.11ac (VHT40)	SISO	5510	30	120.00	5700.01	5470 to 5725	Pass	
			40	120.00	5700.02	5470 to 5725	Pass	
			50	120.00	5700.07	5692 to 5708	Pass	
			20	102.00	5510.12	5494 to 5526	Pass	
				120.00	5510.11	5494 to 5526	Pass	
				138.00	5510.03	5494 to 5526	Pass	
			-30	102.00	5510.08	5494 to 5526	Pass	
			-20	120.00	5510.09	5470 to 5725	Pass	
			-10	120.00	5510.02	5470 to 5725	Pass	
			0	120.00	5510.12	5470 to 5725	Pass	
			10	120.00	5510.09	5470 to 5725	Pass	
			30	120.00	5510.04	5470 to 5725	Pass	
			40	120.00	5510.01	5470 to 5725	Pass	
			50	120.00	5510.01	5494 to 5526	Pass	
			5590	20	102.00	5590.01	5574 to 5606	Pass
					120.00	5590.02	5574 to 5606	Pass
					138.00	5590.04	5574 to 5606	Pass
				-30	102.00	5590.13	5574 to 5606	Pass
				-20	120.00	5590.07	5470 to 5725	Pass
				-10	120.00	5590.01	5470 to 5725	Pass
				0	120.00	5590.12	5470 to 5725	Pass
				10	120.00	5590.04	5470 to 5725	Pass
				30	120.00	5590.04	5470 to 5725	Pass
				40	120.00	5590.06	5470 to 5725	Pass
				50	120.00	5590.01	5574 to 5606	Pass
				5670	20	102.00	5670.01	5654 to 5686
			120.00			5670.11	5654 to 5686	Pass
			138.00			5670.12	5654 to 5686	Pass
			-30		102.00	5670.12	5654 to 5686	Pass
			-20		120.00	5670.10	5470 to 5725	Pass
-10	120.00	5670.05	5470 to 5725		Pass			
0	120.00	5670.11	5470 to 5725		Pass			
10	120.00	5670.04	5470 to 5725		Pass			
30	120.00	5670.01	5470 to 5725		Pass			
40	120.00	5670.10	5470 to 5725		Pass			
50	120.00	5670.08	5654 to 5686		Pass			
802.11ax (HEW20)	SISO	5500	20		102.00	5500.03	5492 to 5508	Pass
				120.00	5500.10	5492 to 5508	Pass	
				138.00	5500.03	5492 to 5508	Pass	
			-30	102.00	5500.06	5492 to 5508	Pass	
			-20	120.00	5500.03	5470 to 5725	Pass	
			-10	120.00	5500.03	5470 to 5725	Pass	
			0	120.00	5500.01	5470 to 5725	Pass	
10	120.00	5500.02	5470 to 5725	Pass				



802.11ax (HEW40)	SISO	5600	30	120.00	5500.10	5470 to 5725	Pass
			40	120.00	5500.07	5470 to 5725	Pass
			50	120.00	5500.02	5492 to 5508	Pass
		20	102.00	5600.00	5592 to 5608	Pass	
			120.00	5600.11	5592 to 5608	Pass	
			138.00	5600.04	5592 to 5608	Pass	
		-30	102.00	5600.03	5592 to 5608	Pass	
		-20	120.00	5600.02	5470 to 5725	Pass	
		-10	120.00	5600.06	5470 to 5725	Pass	
		0	120.00	5600.06	5470 to 5725	Pass	
		10	120.00	5600.06	5470 to 5725	Pass	
		30	120.00	5600.09	5470 to 5725	Pass	
		40	120.00	5600.06	5470 to 5725	Pass	
		50	120.00	5600.09	5592 to 5608	Pass	
		5700	20	102.00	5700.12	5692 to 5708	Pass
	120.00			5700.01	5692 to 5708	Pass	
	138.00			5700.00	5692 to 5708	Pass	
	-30		102.00	5700.12	5692 to 5708	Pass	
	-20		120.00	5700.05	5470 to 5725	Pass	
	-10		120.00	5700.04	5470 to 5725	Pass	
	0		120.00	5700.01	5470 to 5725	Pass	
	10		120.00	5700.02	5470 to 5725	Pass	
	30		120.00	5700.04	5470 to 5725	Pass	
	40		120.00	5700.05	5470 to 5725	Pass	
	50		120.00	5700.00	5692 to 5708	Pass	
	5510		20	102.00	5510.04	5494 to 5526	Pass
		120.00		5510.01	5494 to 5526	Pass	
138.00		5510.11		5494 to 5526	Pass		
-30		102.00	5510.02	5494 to 5526	Pass		
-20		120.00	5510.10	5470 to 5725	Pass		
-10		120.00	5510.12	5470 to 5725	Pass		
0		120.00	5510.06	5470 to 5725	Pass		
10		120.00	5510.04	5470 to 5725	Pass		
30		120.00	5510.12	5470 to 5725	Pass		
40		120.00	5510.04	5470 to 5725	Pass		
50		120.00	5510.08	5494 to 5526	Pass		
5590		20	102.00	5590.03	5574 to 5606	Pass	
			120.00	5590.02	5574 to 5606	Pass	
			138.00	5590.09	5574 to 5606	Pass	
		-30	102.00	5590.00	5574 to 5606	Pass	
	-20	120.00	5590.01	5470 to 5725	Pass		
	-10	120.00	5590.05	5470 to 5725	Pass		
	0	120.00	5590.11	5470 to 5725	Pass		
10	120.00	5590.02	5470 to 5725	Pass			



5670	30	120.00	5590.08	5470 to 5725	Pass	
	40	120.00	5590.07	5470 to 5725	Pass	
	50	120.00	5590.07	5574 to 5606	Pass	
	20		102.00	5670.09	5654 to 5686	Pass
			120.00	5670.01	5654 to 5686	Pass
			138.00	5670.02	5654 to 5686	Pass
		-30	102.00	5670.00	5654 to 5686	Pass
		-20	120.00	5670.06	5470 to 5725	Pass
		-10	120.00	5670.06	5470 to 5725	Pass
		0	120.00	5670.00	5470 to 5725	Pass
		10	120.00	5670.02	5470 to 5725	Pass
		30	120.00	5670.09	5470 to 5725	Pass
	40	120.00	5670.04	5470 to 5725	Pass	
	50	120.00	5670.01	5654 to 5686	Pass	



Test Mode: 5.8G									
Mode	TX Type	Frequency (MHz)	Temperature (°C)	Voltage (VAC)	Measured Frequency (MHz)	Limit	Verdict		
802.11a	SISO	5745	20	102.00	5745.04	5737 to 5753	Pass		
				120.00	5745.11	5737 to 5753	Pass		
				138.00	5745.10	5737 to 5753	Pass		
			-30	102.00	5745.01	5737 to 5753	Pass		
				-20	120.00	5745.05	5725 to 5850	Pass	
					102.00	5745.07	5725 to 5850	Pass	
			0	120.00	5745.07	5725 to 5850	Pass		
				102.00	5745.06	5725 to 5850	Pass		
			30	120.00	5745.06	5725 to 5850	Pass		
		102.00		5745.08	5725 to 5850	Pass			
		40	120.00	5745.06	5737 to 5753	Pass			
			102.00	5745.06	5737 to 5753	Pass			
		5785	20	5785	20	102.00	5785.03	5777 to 5793	Pass
						120.00	5785.05	5777 to 5793	Pass
						138.00	5785.02	5777 to 5793	Pass
			-30	102.00	5785.04	5777 to 5793	Pass		
				-20	120.00	5785.07	5725 to 5850	Pass	
					102.00	5785.02	5725 to 5850	Pass	
			0	120.00	5785.07	5725 to 5850	Pass		
				102.00	5785.05	5725 to 5850	Pass		
			30	120.00	5785.06	5725 to 5850	Pass		
		102.00		5785.03	5725 to 5850	Pass			
		40	120.00	5785.03	5725 to 5850	Pass			
			102.00	5785.08	5777 to 5793	Pass			
		5825	20	5825	20	102.00	5825.02	5817 to 5833	Pass
						120.00	5825.08	5817 to 5833	Pass
						138.00	5825.12	5817 to 5833	Pass
			-30	102.00	5825.03	5817 to 5833	Pass		
				-20	120.00	5825.05	5725 to 5850	Pass	
					102.00	5825.09	5725 to 5850	Pass	
0	120.00		5825.00	5725 to 5850	Pass				
	102.00		5825.13	5725 to 5850	Pass				
30	120.00		5825.08	5725 to 5850	Pass				
	102.00	5825.07	5725 to 5850	Pass					
40	120.00	5825.07	5725 to 5850	Pass					
	102.00	5825.02	5817 to 5833	Pass					
802.11n (HT20)	SISO	5745	20	102.00	5745.03	5737 to 5753	Pass		
				120.00	5745.00	5737 to 5753	Pass		
				138.00	5745.05	5737 to 5753	Pass		
			-30	102.00	5745.06	5737 to 5753	Pass		
				-20	120.00	5745.13	5725 to 5850	Pass	
					102.00	5745.04	5725 to 5850	Pass	
			0	120.00	5745.01	5725 to 5850	Pass		
				102.00	5745.11	5725 to 5850	Pass		
			10	120.00	5745.11	5725 to 5850	Pass		
102.00	5745.11	5725 to 5850		Pass					



802.11n (HT40)	SISO	5785	30	120.00	5745.07	5725 to 5850	Pass
			40	120.00	5745.07	5725 to 5850	Pass
			50	120.00	5745.09	5737 to 5753	Pass
		20	102.00	5785.10	5777 to 5793	Pass	
			120.00	5785.06	5777 to 5793	Pass	
			138.00	5785.12	5777 to 5793	Pass	
		-30	102.00	5785.03	5777 to 5793	Pass	
		-20	120.00	5785.05	5725 to 5850	Pass	
		-10	120.00	5785.03	5725 to 5850	Pass	
		0	120.00	5785.01	5725 to 5850	Pass	
		10	120.00	5785.05	5725 to 5850	Pass	
		30	120.00	5785.04	5725 to 5850	Pass	
		40	120.00	5785.07	5725 to 5850	Pass	
		50	120.00	5785.04	5777 to 5793	Pass	
		5825	20	102.00	5825.11	5817 to 5833	Pass
				120.00	5825.09	5817 to 5833	Pass
				138.00	5825.02	5817 to 5833	Pass
			-30	102.00	5825.04	5817 to 5833	Pass
			-20	120.00	5825.01	5725 to 5850	Pass
			-10	120.00	5825.06	5725 to 5850	Pass
			0	120.00	5825.10	5725 to 5850	Pass
			10	120.00	5825.08	5725 to 5850	Pass
			30	120.00	5825.12	5725 to 5850	Pass
			40	120.00	5825.11	5725 to 5850	Pass
		50	120.00	5825.02	5817 to 5833	Pass	
		5755	20	102.00	5755.06	5739 to 5771	Pass
				120.00	5755.13	5739 to 5771	Pass
				138.00	5755.05	5739 to 5771	Pass
			-30	102.00	5755.05	5739 to 5771	Pass
			-20	120.00	5755.06	5725 to 5850	Pass
-10	120.00		5755.02	5725 to 5850	Pass		
0	120.00		5755.06	5725 to 5850	Pass		
10	120.00		5755.12	5725 to 5850	Pass		
30	120.00		5755.07	5725 to 5850	Pass		
40	120.00		5755.08	5725 to 5850	Pass		
50	120.00	5755.11	5739 to 5771	Pass			
5795	20	102.00	5795.02	5779 to 5811	Pass		
		120.00	5795.11	5779 to 5811	Pass		
		138.00	5795.10	5779 to 5811	Pass		
	-30	102.00	5795.05	5779 to 5811	Pass		
	-20	120.00	5795.05	5725 to 5850	Pass		
	-10	120.00	5795.04	5725 to 5850	Pass		
	0	120.00	5795.00	5725 to 5850	Pass		
	10	120.00	5795.06	5725 to 5850	Pass		



802.11ac (VHT20)	SISO	5745	30	120.00	5795.08	5725 to 5850	Pass
			40	120.00	5795.05	5725 to 5850	Pass
			50	120.00	5795.02	5779 to 5811	Pass
		20	102.00	5745.03	5737 to 5753	Pass	
			120.00	5745.04	5737 to 5753	Pass	
			138.00	5745.10	5737 to 5753	Pass	
		-30	102.00	5745.06	5737 to 5753	Pass	
		-20	120.00	5745.00	5725 to 5850	Pass	
		-10	120.00	5745.10	5725 to 5850	Pass	
		0	120.00	5745.05	5725 to 5850	Pass	
		10	120.00	5745.04	5725 to 5850	Pass	
		30	120.00	5745.12	5725 to 5850	Pass	
		40	120.00	5745.05	5725 to 5850	Pass	
		50	120.00	5745.00	5737 to 5753	Pass	
		5785	20	102.00	5785.02	5777 to 5793	Pass
				120.00	5785.07	5777 to 5793	Pass
				138.00	5785.05	5777 to 5793	Pass
			-30	102.00	5785.04	5777 to 5793	Pass
			-20	120.00	5785.08	5725 to 5850	Pass
			-10	120.00	5785.09	5725 to 5850	Pass
			0	120.00	5785.08	5725 to 5850	Pass
			10	120.00	5785.10	5725 to 5850	Pass
			30	120.00	5785.03	5725 to 5850	Pass
			40	120.00	5785.11	5725 to 5850	Pass
			50	120.00	5785.12	5777 to 5793	Pass
			5825	20	102.00	5825.12	5817 to 5833
		120.00			5825.02	5817 to 5833	Pass
		138.00			5825.12	5817 to 5833	Pass
		-30		102.00	5825.12	5817 to 5833	Pass
		-20		120.00	5825.05	5725 to 5850	Pass
-10	120.00	5825.06		5725 to 5850	Pass		
0	120.00	5825.05		5725 to 5850	Pass		
10	120.00	5825.03		5725 to 5850	Pass		
30	120.00	5825.12		5725 to 5850	Pass		
40	120.00	5825.09		5725 to 5850	Pass		
50	120.00	5825.02		5817 to 5833	Pass		
5755	20	102.00		5755.02	5739 to 5771	Pass	
		120.00	5755.11	5739 to 5771	Pass		
		138.00	5755.02	5739 to 5771	Pass		
	-30	102.00	5755.11	5739 to 5771	Pass		
	-20	120.00	5755.05	5725 to 5850	Pass		
	-10	120.00	5755.04	5725 to 5850	Pass		
	0	120.00	5755.09	5725 to 5850	Pass		
10	120.00	5755.10	5725 to 5850	Pass			



802.11ax (HEW20)	SISO	5795	30	120.00	5755.08	5725 to 5850	Pass
			40	120.00	5755.03	5725 to 5850	Pass
			50	120.00	5755.03	5739 to 5771	Pass
			20	102.00	5795.10	5779 to 5811	Pass
				120.00	5795.02	5779 to 5811	Pass
				138.00	5795.06	5779 to 5811	Pass
			-30	102.00	5795.05	5779 to 5811	Pass
			-20	120.00	5795.05	5725 to 5850	Pass
			-10	120.00	5795.04	5725 to 5850	Pass
			0	120.00	5795.05	5725 to 5850	Pass
			10	120.00	5795.10	5725 to 5850	Pass
			30	120.00	5795.06	5725 to 5850	Pass
		40	120.00	5795.06	5725 to 5850	Pass	
		50	120.00	5795.08	5779 to 5811	Pass	
		5745	20	102.00	5745.12	5737 to 5753	Pass
				120.00	5745.06	5737 to 5753	Pass
				138.00	5745.06	5737 to 5753	Pass
			-30	102.00	5745.11	5737 to 5753	Pass
			-20	120.00	5745.03	5725 to 5850	Pass
			-10	120.00	5745.07	5725 to 5850	Pass
			0	120.00	5745.12	5725 to 5850	Pass
			10	120.00	5745.03	5725 to 5850	Pass
			30	120.00	5745.06	5725 to 5850	Pass
			40	120.00	5745.11	5725 to 5850	Pass
50	120.00		5745.12	5737 to 5753	Pass		
5785	20		102.00	5785.08	5777 to 5793	Pass	
		120.00	5785.00	5777 to 5793	Pass		
		138.00	5785.07	5777 to 5793	Pass		
	-30	102.00	5785.03	5777 to 5793	Pass		
	-20	120.00	5785.07	5725 to 5850	Pass		
	-10	120.00	5785.13	5725 to 5850	Pass		
	0	120.00	5785.03	5725 to 5850	Pass		
	10	120.00	5785.04	5725 to 5850	Pass		
	30	120.00	5785.11	5725 to 5850	Pass		
	40	120.00	5785.03	5725 to 5850	Pass		
	50	120.00	5785.00	5777 to 5793	Pass		
	5825	20	102.00	5825.04	5817 to 5833	Pass	
120.00			5825.06	5817 to 5833	Pass		
138.00			5825.10	5817 to 5833	Pass		
-30		102.00	5825.03	5817 to 5833	Pass		
-20		120.00	5825.04	5725 to 5850	Pass		
-10		120.00	5825.05	5725 to 5850	Pass		
0		120.00	5825.01	5725 to 5850	Pass		
10		120.00	5825.01	5725 to 5850	Pass		



802.11ax (HEW40)	SISO	5755	30	120.00	5825.07	5725 to 5850	Pass
			40	120.00	5825.02	5725 to 5850	Pass
			50	120.00	5825.04	5817 to 5833	Pass
		5755	20	102.00	5755.11	5739 to 5771	Pass
				120.00	5755.01	5739 to 5771	Pass
				138.00	5755.05	5739 to 5771	Pass
			-30	102.00	5755.01	5739 to 5771	Pass
			-20	120.00	5755.02	5725 to 5850	Pass
			-10	120.00	5755.08	5725 to 5850	Pass
			0	120.00	5755.10	5725 to 5850	Pass
			10	120.00	5755.13	5725 to 5850	Pass
			30	120.00	5755.11	5725 to 5850	Pass
			40	120.00	5755.04	5725 to 5850	Pass
			50	120.00	5755.01	5739 to 5771	Pass
			5795	20	102.00	5795.07	5779 to 5811
		120.00			5795.03	5779 to 5811	Pass
		138.00			5795.05	5779 to 5811	Pass
		-30		102.00	5795.06	5779 to 5811	Pass
		-20		120.00	5795.02	5725 to 5850	Pass
		-10		120.00	5795.05	5725 to 5850	Pass
		0		120.00	5795.00	5725 to 5850	Pass
		10		120.00	5795.12	5725 to 5850	Pass
		30		120.00	5795.09	5725 to 5850	Pass
		40		120.00	5795.09	5725 to 5850	Pass
50	120.00	5795.04		5779 to 5811	Pass		



10. Antenna Requirement

10.1. Test Standard and Requirement

Test Standard	FCC Part15 Section 15.203 /15.407
Requirement	<p>1) 15.203 requirement: An intentional radiator shall be designed to ensure that no antenna other than that furnished by the responsible party shall be used with the device. The use of a permanently attached antenna or of an antenna that uses a unique coupling to the intentional radiator, the manufacturer may design the unit so that a broken antenna can be replaced by the user, but the use of a standard antenna jack or electrical connector is prohibited.</p> <p>2) 15.407 requirement: if transmitting antennas of directional gain greater than 6dBi are used, the power shall be reduced by the amount in dB that the directional gain of the antenna exceeds 6dBi.</p>

10.2. Antenna Connected Construction

The antenna is a Rod Antenna, and the best case gain of the Wi-Fi 5.2G: 5.06dBi, Wi-Fi 5.3G: 5.17dBi, Wi-Fi 5.6G: 5.21dBi, Wi-Fi 5.8G: 5.28dBi. It complies with the standard requirement.



APPENDIX I -- TEST SETUP PHOTOGRAPH

Please refer to separated files Appendix I -- Test Setup Photograph

APPENDIX II -- EXTERNAL PHOTOGRAPH

Please refer to separated files Appendix II -- External Photograph

APPENDIX III -- INTERNAL PHOTOGRAPH

Please refer to separated files Appendix III -- Internal Photograph

----- End of Report -----

