

Appendix Test Data

Report No.:	18220WC30246004	Test Sample No.:	1-2-2
Start Test Date:	2023.11.27	Finish Test Date:	2023.12.02
Test Engineer:	Hayman Chen	Auditor:	Rick Luo
Temperature:	25.2°C	Relative Humidity:	43%
Pressure:	101kPa		

Appendix A: DFS Detection Thresholds

Test Result

TestMode	Frequency[dbm]	Radar Type	Result	Limit[dbm]	Verdict
11AX40SISO	5310	Type0	-63.06	-62.00	PASS
11AX40SISO	5670	Type0	-63.01	-62.00	PASS

Shenzhen Anbotek Compliance Laboratory Limited

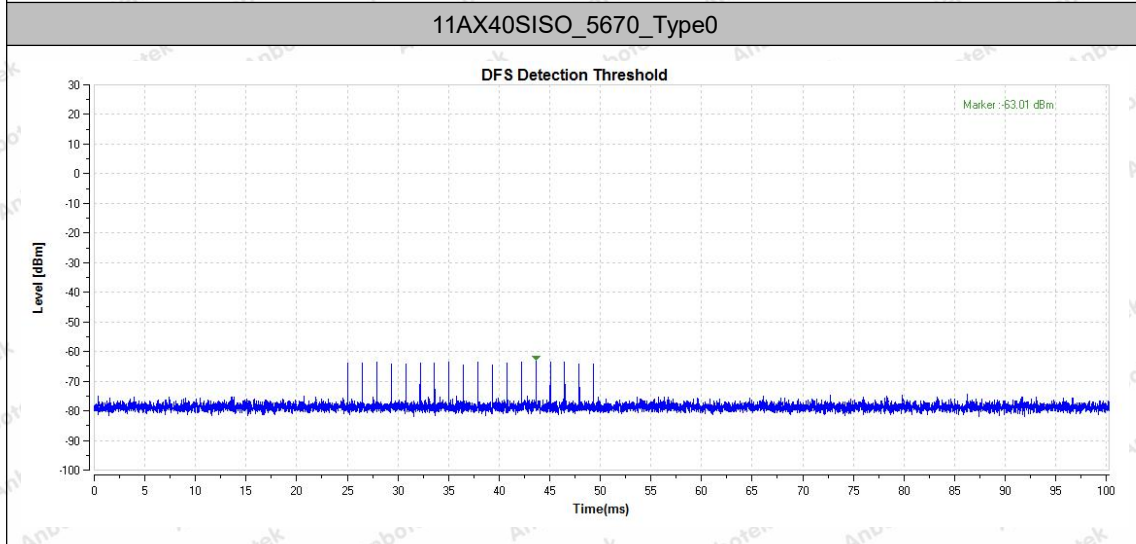
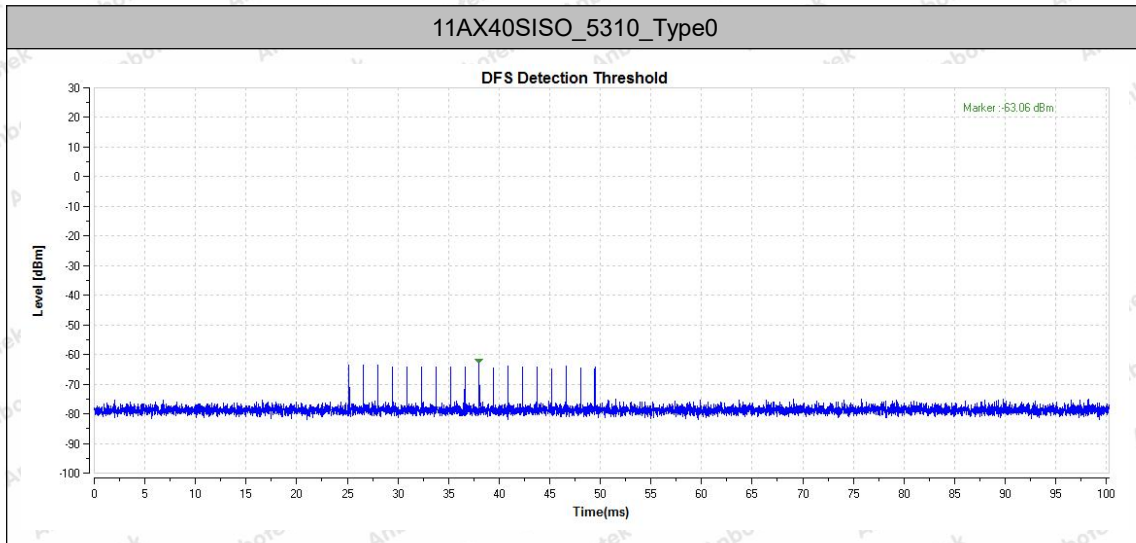
Address: 1/F., Building D, Sogood Science and Technology Park, Sanwei Community, Hangcheng Street, Bao'an District, Shenzhen, Guangdong, China.
Tel: (86) 0755-26066440 Fax: (86) 0755-26014772 Email: service@anbotek.com



Hotline
400-003-0500
www.anbotek.com.cn



Test Graphs



Shenzhen Anbotek Compliance Laboratory Limited

Address: 1/F., Building D, Sogood Science and Technology Park, Sanwei Community, Hangcheng Street, Bao'an District, Shenzhen, Guangdong, China.
Tel: (86) 0755-26066440 Fax: (86) 0755-26014772 Email: service@anbotek.com



Hotline
400-003-0500
www.anbotek.com.cn

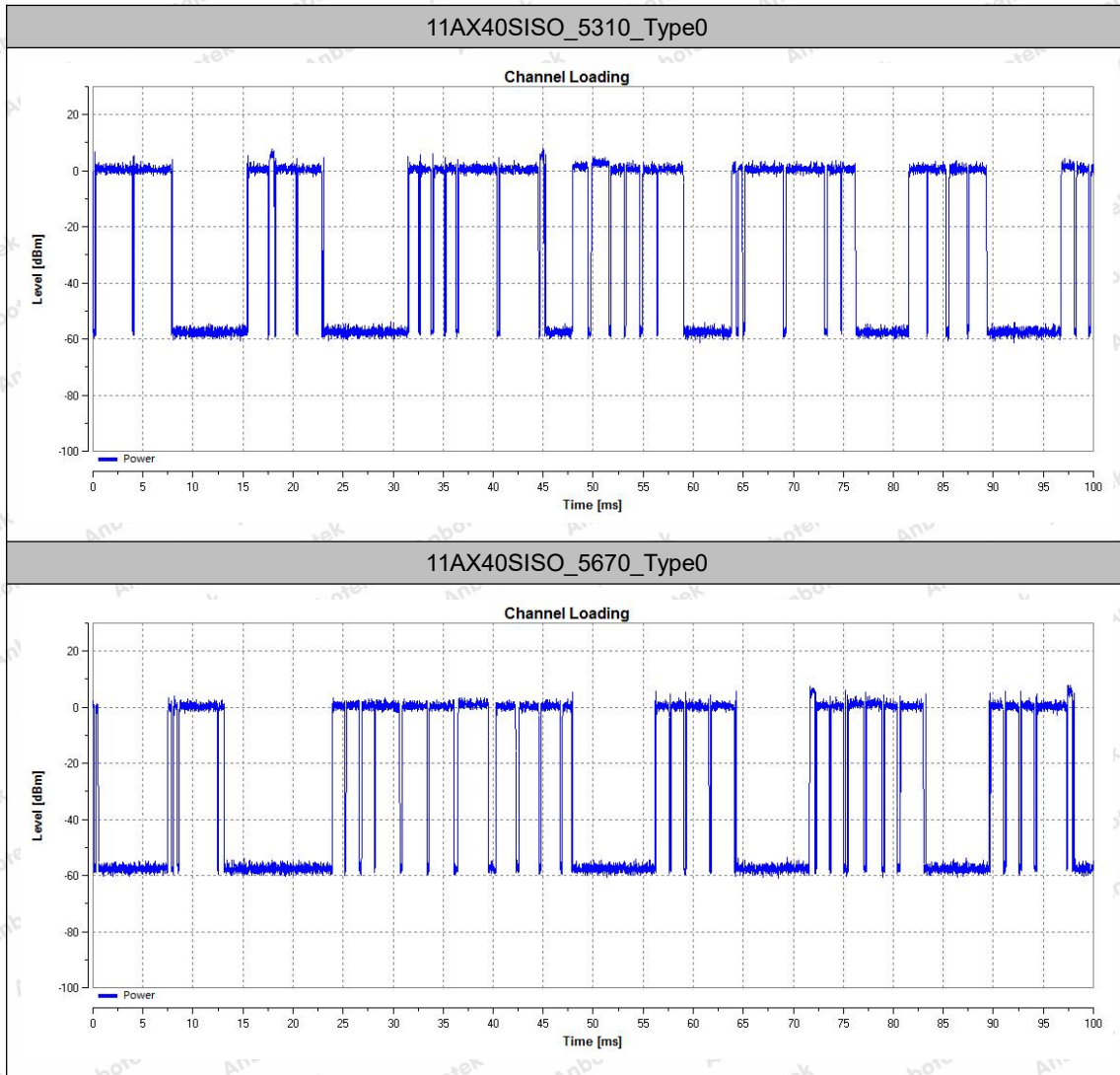


Appendix B: Channel Loading

Test Result

TestMode	Frequency[MHz]	Result	Limit [%]	Verdict
11AX40SISO	5310	62.04	17	PASS
11AX40SISO	5670	56.98	17	PASS

Test Graphs

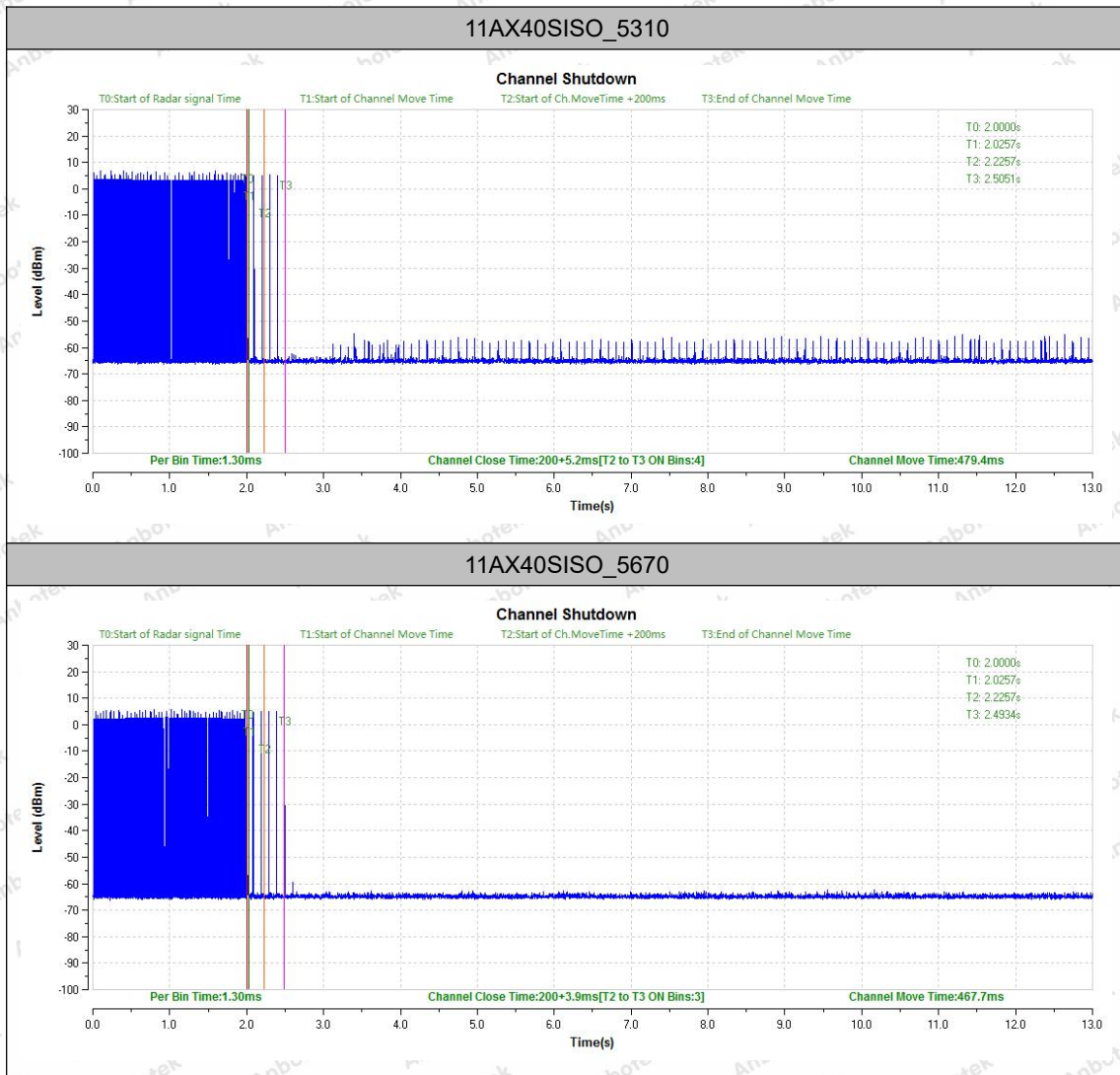


Appendix C: Channel Move Time and Channel Closing Transmission Time

Test Result

TestMode	Frequency[MHz]	CCT[ms]	Limit[ms]	CMT[ms]	Limit[ms]	Verdict
11AX40SISO	5310	200+5.2	200+60	479.4	10000	PASS
11AX40SISO	5670	200+3.9	200+60	467.7	10000	PASS

Test Graphs



---End---

