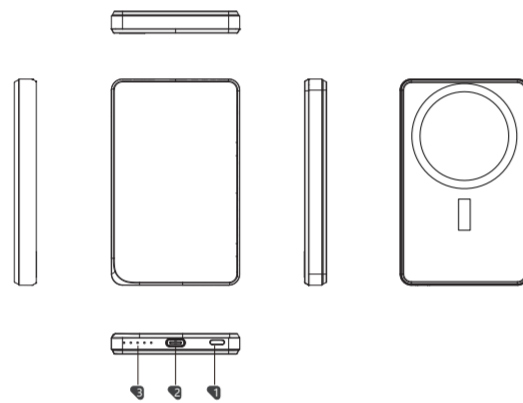


80mm

120mm

UC4.PD20.W15 Instruction manual



1. Power Button
2. Type-C Input/Output
3. Indicators

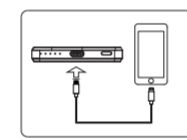
Capacity: 5000mAh@3.85V 19.25Wh
 USB-C Input: 5V ⚡ 3A, 9V ⚡ 2A, 12V ⚡ 1.5A
 USB-C Output: 5V ⚡ 3A, 9V ⚡ 2.2A, 12V ⚡ 1.67A
 Wireless Output: 5W/7.5W/10W/15W
 Indicator: LED*5

Accessory list:
 USB-C to USB-C charging cable X 1

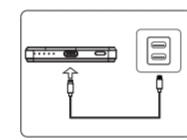
Brief introduction

- This product applies magnetic suction wireless charging technology, built-in induction coil, no need to open, a charge, suitable for mobile phones and other wireless charging devices, and other based on 5V, 9V, 12V DC input devices.
- This product adopts lithium battery protective circuit, with protection of over-charge, over-discharge, over load, short-circuit protection, high safety performance; The outputs high efficiency DC-DC step-up conversion circuit; Meanwhile, it adopts MCU microcomputer control management, it will automatically power display. Ultra-low power consumption standby function etc.

LED Introduction



Use the battery pack to charge mobile phone



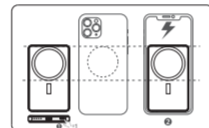
Charge the battery pack itself by a AC power adapter

Discharge

○○○○	●○○○	●●○○	●●●○	●●●●
1 LED flashing 0%-5%	1 LED on: 5-25% power remaining	2 LED on: 25-50% power remaining	3 LED on: 50-75% power remaining	4 LED on: 75-100% power remaining

Charge

○○○○	●○○○	●●○○	●●●○	●●●●
1 LED flashing 0%-25%	LED1 keep on LED2 flashing: 5-25%	LED1-LED2 keep on LED3 flashing: 50-75%	LED1-LED3 keep on LED4 flashing: 75-99%	LED1-LED4 keep on: 100%

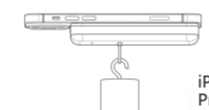


Charging Your Phone Using a Wireless Charging Power Bank


Wireless

Power on	Stand by	Output by	Output abnormal load
Green light on	Green light on	Blue light keeps on	Blue light flashing

Magnetic lifting weight and magnetic pulling force



Hoisting



Force

Item	Specification	Min	Typ	Max
Magnetic lifting weight	Bare mobile phone (weight weight + product weight)	800g	750g	-----
	Original case with mobile phone (weight weight + product weight)	700g	850g	-----
Magnetic pull	Mobile phone base metal (showing power)	9N	11N	-----
	With original phone case (showing power)	10N	12N	-----

Basic Instructions For Product Operation

- Charging status: When charging the mobile power supply, the white LED is flashing, the long LED shows the current power, and the 4 white LED are all bright, indicating that the product is full.
- No load status: Press the button, the product white LED lights up, showing the current, when no load 32 seconds later, LED light off and close output.
- Key logic: When the key is clicked to boot, the green light turns on, after a single light, 8 lights flicker twice at the same time, and the green light turns on.
- Load status: Access devices, automatically identify and output, the white LED lights on to show the current capacity.
- When the wireless charging and USB-C port are working at the same time, the output and input voltage are both limited to 5V.
- This product has the function of foreign body detection. When a metal item is placed on the launch coil of this product, the output is automatically closed, the blue light flashes, remove the foreign body, and the flicker stops.
- When the battery voltage is lower than 3.5V, the Q value induction function of the magnetic suction wireless charging is closed, and the key is clicked to open the magnetic suction wireless charging.
- Magnetic wireless charging operation logic: ① keys open magnetic wireless charge single keys, into magnetic wireless charging equipment open wireless load, blue light long bright, remove magnetic wireless charging equipment, green light, prompt magnetic wireless charge into standby state, ② automatically open magnetic wireless charge, magnetic wireless charging equipment placed to the coil position, magnetic wireless charge automatically open with load, blue light long bright. ③ In the case of C port with load, the magnetic suction wireless charge should click the key to start. At this time, the C port is only 5V, the magnetic suction wireless charge is only 5W, and the load is removed, and the magnetic suction wireless charge is restored to EPP15W.

Precautions

- Please read this specification carefully before using this product.
- The mobile power supply shall be used within the charging and discharging rated specifications specified in the specification, and the ambient temperature during charging and discharging shall be between 0 °C and 35 °C.
- Please keep this product and related accessories well away from children.
- Keep away from inflammables and explosives when using the product.
- Please use the specified charger and approved accessories. Unauthorized power charger and accessories may damage your electronic products and mobile power host.

- Please use the mobile power supply properly according to the local laws, regulations and restrictions. In case of unauthorized situations, such as aircraft landing or near medical instruments, you should avoid charging and turn off your mobile phone or other electronic products immediately to avoid interference.
- The product may be damaged due to improper operation during transportation.
- If the product is found to be abnormal, such as package damage, battery package deformation, smell of electrolyte and leakage, stop using the product immediately.
- Do not put the dissused mobile power into the dustbin, but put it into the special battery recycling bin.

Safety Warnings

- Avoid short circuit of product interface, which may cause damage to product function.
- Avoid charging the product for a long time. If the charging indicator shows that the product has been charged, remove the product in time to prevent overcharging.
- It is forbidden to throw, impact, rub, bend and press the product violently. This kind of operation causes the product to be sunken, perforated, cracked, distorted, corroded or other abnormal phenomena. Please stop using immediately.
- It is forbidden to disassemble. This operation will lead to internal short circuit, battery leakage, explosion or other problems.
- It is strictly forbidden to immerse the product in all kinds of liquids such as water, sea water or drinks. Please store the product in a dry place away from moist and corrosive materials.
- It is forbidden to put the product in high temperature environment or fire, or use mobile power near flammable gas, steam or dust. Illegal operation may cause battery explosion and endanger safety.
- All products have been fully inspected. If you find that the product is overheated, deformed, damaged, scratched or other abnormal phenomena during use, please stop using it immediately.
- At 25°C, the product is fully charged and then discharged to the cut-off point for 300 consecutive cycles until the discharge capacity is less than 60% of the rated capacity, indicating the end of the service life of the mobile power supply.
- According to the requirements, service conditions and service life conditions, the products should be used reasonably. The products should be charged and discharged once every six months. The products that meet the service life conditions should be scrapped and discarded in time.
- The products used frequently in humid, low temperature and high temperature environment shall be scrapped within 18 months and disposed in time. Under normal use and maintenance, it is suggested that the product should be scrapped within 24 months and disposed in time. If it still needs to be used, it needs to be certified by the relevant professional certification organization, and the longest use time of the product should not exceed 36 months.

Disclaimers

- The equipment damage and safety problems caused by any of the following points are not within the scope of the warranty and responsibility of manufacturer.
- Damage caused by not following the operation instructions and safety warnings in the specification.
 - Damage caused by operation in harsh environment beyond the specification.
 - Damage caused by storage conditions not meeting the requirements of this specification.
 - It is forbidden to apply or operate beyond the conditions described in this specification. If the customer needs, he / she should contact manufacturer technology in advance. In this case, additional experiments are required to verify the performance and safety.

This device complies with part 15 of the FCC Rules. Operation is subject to the following two conditions: (1) This device may not cause harmful interference, and (2) this device must accept any interference received, including interference that may cause undesired operation.

Any changes or modifications not expressly approved by the party responsible for compliance could void the user's authority to operate the equipment.

NOTE: This equipment has been tested and found to comply with the limits for a Class B digital device, pursuant to Part 15 of the FCC Rules. These limits are designed to provide reasonable protection against harmful interference in a residential installation. This equipment generates, uses and can radiate radio frequency energy and, if not installed and used in accordance with the instructions, may cause harmful interference to radio communications. However, there is no guarantee that interference will not occur in a particular installation.

If this equipment does cause harmful interference to radio or television reception, which can be determined by turning the equipment off and on, the user is encouraged to try to correct the interference by one or more of the following measures:

- Reorient or relocate the receiving antenna.
- Increase the separation between the equipment and receiver.
- Connect the equipment into an outlet on a circuit different from that to which the receiver is connected.
- Consult the dealer or an experienced radio/TV technician for help.

The device has been evaluated to meet general RF exposure requirement. The device can be used in portable exposure condition without restriction.