

# Antenna Specification

Customer Name: SHENZHEN SHIXINZHONGXIN TECHNOLOGY.CO.,LTD

Product Name: BT Antenna

Sample Model: F-6988

Reference Standard: *GB/T9410-2008; ANSI/IEEE Std 149-1979*

Issue Date: 2022.9.27

Engineer: junwei Li	Date:2022.09.27
Auditor: chao Ma	Date:2022.09.27
Approver: xiao Chen	Date:2022.09.27

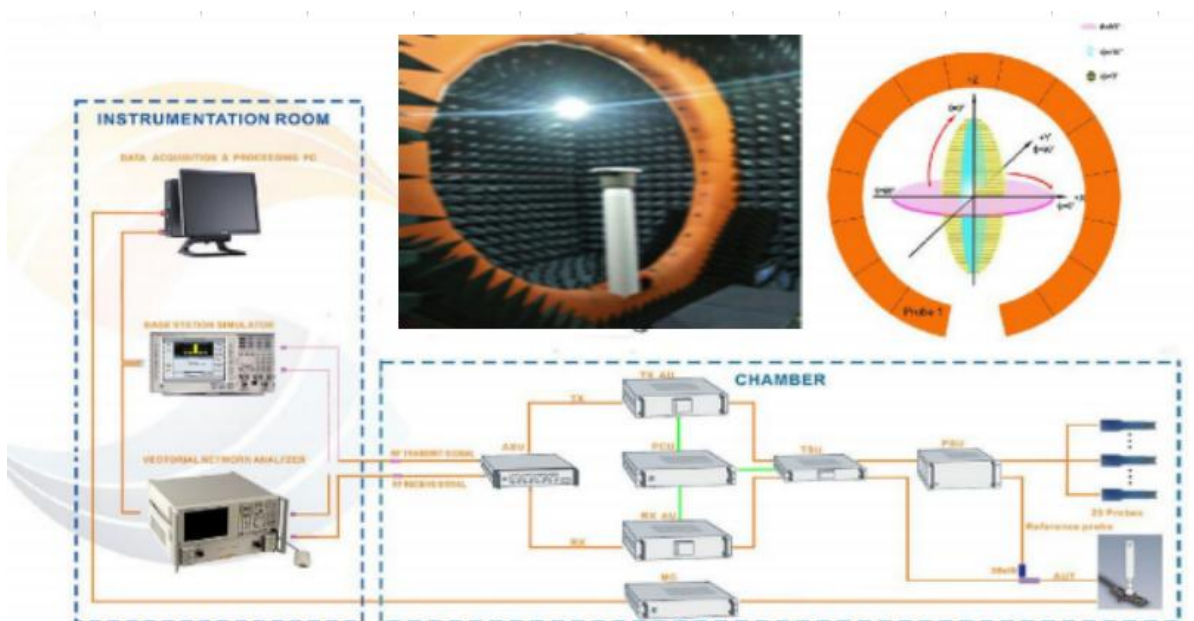
# 1. General Information

## 1.1 General Information of testing institutions

<b>Name</b>	Shenzhen Hetuo Technology Co.,Ltd.
<b>Addresses</b>	Room 1202B, Building C6, Hengfeng Industrial City, Xixiang, Baoan District, Shenzhen
<b>Tel</b>	18665849001
<b>E-mail</b>	18665849001@163.com
<b>Equipment</b>	Agilent 5071C

## 1.2 Testing principle

### Multi-probe OTA Measurement System



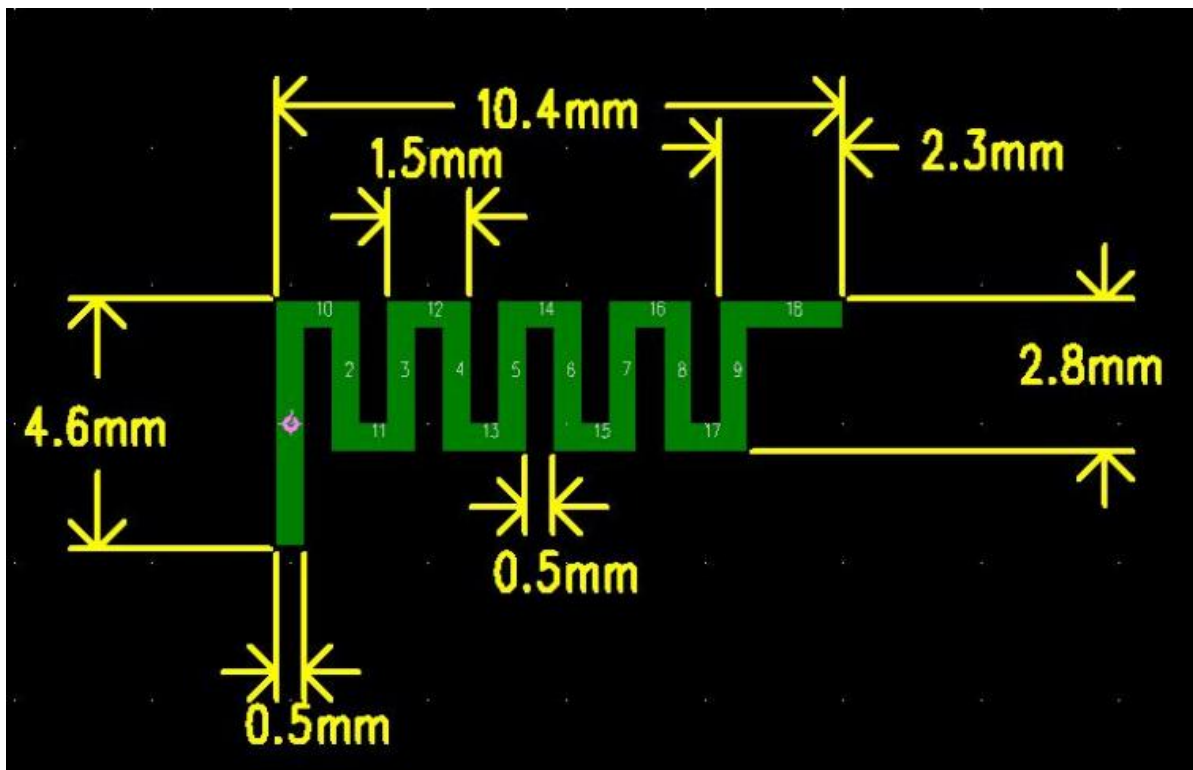
### 1.3 Test equipment

Equipment	Model No.	Serial No.	Manufacturer	Calibration date	Next calibration date
24 probe microwave chamber	4*3*3	NA	FEITU	2022.07.29	2022.10.31
Network Analyzer	5071C	NA	Agilent	2022.07.29	2022.10.31

### 1.4 Test environment

Temperature	24°C ± 1.5°C
Humidity	45%RH
Pressure	101kPa

### 1.5 Antenna Photo & Length(mm)



## 2. Sample Information


### 2.1 Client information

<b>Name</b>	SHENZHEN SHIXINZHONGXIN TECHNOLOGY. CO., LTD
<b>Address</b>	A1, Shajing Donghuan Industrial Zone, Bao 'an District, Shenzhen
<b>Contacts</b>	Ma Chao
<b>Tel</b>	18218809918
<b>E-mail</b>	machao@c-chip. com. cn

### 2.2 Description of EUT(S)

<b>Product Name</b>	BT Antenna
<b>Sample Model</b>	F-6988
<b>Antenna Size</b>	4.6*10.4mm
<b>Antenna Type</b>	PCB antenna
<b>Serial No.</b>	/
<b>Test Item</b>	Antenna Gain,Radiation pattern
<b>Frequency Range</b>	2400-2500MHz
<b>Received Date</b>	2022.09.25
<b>Test Date</b>	2022.09.27
<b>Remark</b>	The length of the RF cable is 50mm

# Test Photos



# Test data

Frequency (MHz)	2400.0	2410.0	2420.0	2430.0	2440.0	2450.0	2460.0	2470.0	2480.0	2490.0	2500.0
Gain (dBi)	-1.82	-1.63	-2.22	-2.15	-1.57	-1.61	-1.39	-1.23	-1.28	-1.57	-1.23

