

EXHIBIT 2 - EUT EXTERNAL PHOTOGRAPHS

EUT View 1



EUT View 2



EUT View 3




EUT View 4





EUT View 5



EUT View 6




<p>EUT View 7</p>	 A black rectangular device with a screen is shown on a blue background. A black cable is connected to the bottom of the device. A ruler is placed to the left of the device, showing measurements in millimeters. The ruler is oriented vertically, with the 0 mark at the top and the 100 mark at the bottom. The device is approximately 100 mm wide and 60 mm high.
<p>EUT View 8</p>	 A black rectangular device with a textured surface is shown on a blue background. A black cable is connected to the bottom of the device. A ruler is placed to the left of the device, showing measurements in millimeters. The ruler is oriented vertically, with the 0 mark at the top and the 100 mark at the bottom. The device is approximately 100 mm wide and 60 mm high.


EUT View 9




EUT View 10



EUT View 11



EUT View 12



EUT View 13



EUT View 14

