

APPENDIX F: DUT ANTENNA DIAGRAM & SAR TEST SETUP PHOTOGRAPHS

DUT Antenna Location

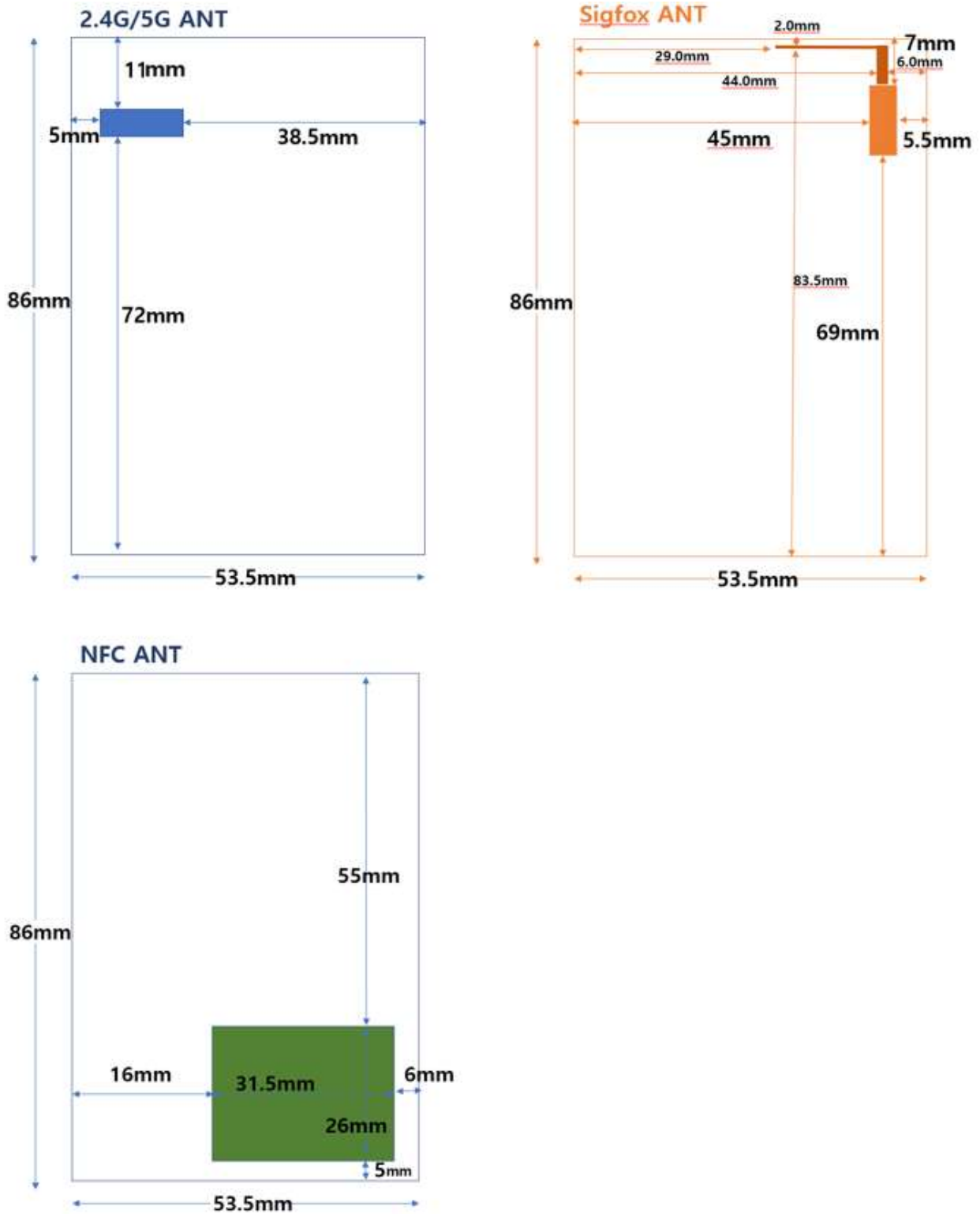



Figure F-1 Antenna Location

SAR Test Setup Photographs




Front from ELI Phantom (Separation Distance: 0 cm)




Rear from ELI Phantom (Separation Distance: 0 cm)




Left from ELI Phantom (Separation Distance: 0 cm)



Right from ELI Phantom (Separation Distance: 0 cm)




Top from ELI Phantom (Separation Distance: 0 cm)



Bottom from ELI Phantom (Separation Distance: 0 cm)



Right from ELI Phantom (Separation Distance: 0 cm) – Case



Rear from ELI Phantom (Separation Distance: 0 cm) – Case

- End of Report -

This Report is not correlated with the authentication of KOLAS.

It should not be reproduced except in full, without the written approval of ONETECH Corp.

OTC-TRF-SAR-002(0)

ONETECH Corp.: 43-14, Jinsaegol-gil, Chowol-eup, Gwangju-si, Gyeonggi-do, 12735, Korea (TEL: 82-31-799-9500, FAX: 82-31-799-9599)