

**FCC PART 15 SUBPART C TEST REPORT**

**for**

**Parcel Guard**

**Model No.: DPG37B**

**FCC ID: 2AS9ODPG37B**

of

Applicant: DANBY PRODUCTS LTD.

Address: 5070 WHITELAW ROAD GUELPH ONTARIO N1H 6Z9  
CANADA

Tested and Prepared

by

**Worldwide Testing Services (Taiwan) Co., Ltd.**

**FCC Registration No.: TW1477, TW0020, TW1072**


**Industry Canada filed test laboratory Reg. No. TW1477**

**A2LA Accredited No.: 2732.01**



**Report No.: W6M21903-18898-C-1**


6F, NO. 58, LANE 188, RUEY-KUANG RD., NEIHU TAIPEI 114, TAIWAN, R.O.C.  
TEL: 886-2-66068877 FAX: 886-2-66068879 E-mail: [wts@wts-lab.com](mailto:wts@wts-lab.com)



Registration number: W6M21903-18898-C-1  
FCC ID: 2AS9ODPG37B

## TABLE OF CONTENTS

<b>1</b>	<b>GENERAL INFORMATION</b> .....	<b>2</b>
1.1	NOTES .....	2
1.2	TESTING LABORATORY .....	3
1.2.1	Location .....	3
1.2.2	Details of accreditation status .....	3
1.3	DETAILS OF APPROVAL HOLDER.....	3
1.4	APPLICATION DETAILS .....	4
1.5	GENERAL INFORMATION OF TEST ITEM .....	4
1.6	TEST STANDARDS.....	5
<b>2</b>	<b>TECHNICAL TEST</b> .....	<b>6</b>
2.1	SUMMARY OF TEST RESULTS .....	6
2.2	TEST ENVIRONMENT .....	6
2.3	TEST EQUIPMENT LIST .....	7
2.4	GENERAL TEST PROCEDURE .....	10
<b>3</b>	<b>TEST RESULTS (ENCLOSURE)</b> .....	<b>12</b>
3.1	PEAK OUTPUT POWER (TRANSMITTER) .....	13
3.2	EQUIVALENT ISOTROPIC RADIATED POWER.....	20
3.3	RF EXPOSURE COMPLIANCE REQUIREMENTS .....	20
3.4	TRANSMITTER RADIATED EMISSIONS IN RESTRICTED BANDS.....	21
3.5	SPURIOUS EMISSIONS (TX) .....	22
3.6	RADIATED EMISSION ON THE BAND EDGE .....	24
3.7	MINIMUM 6 dB BANDWIDTH.....	29
3.8	PEAK POWER SPECTRAL DENSITY .....	36
3.9	RADIATED EMISSION FROM DIGITAL PART .....	43
3.10	POWER LINE CONDUCTED EMISSION .....	44
	<b>APPENDIX</b> .....	<b>45</b>



Registration number: W6M21903-18898-C-1  
FCC ID: 2AS9ODPG37B

## 1 General Information

### **1.1 Notes**

The purpose of conformity testing is to increase the probability of adherence to the essential requirements or conformity specifications, as appropriate.

The complexity of the technical specifications, however, means that full and thorough testing is impractical for both technical and economic reasons.

Furthermore, there is no guarantee that a test sample which has passed all the relevant tests conforms to a specification.

Neither is there any guarantee that such a test sample will interwork with other genuinely open systems. The existence of the tests nevertheless provides the confidence that the test sample possesses the qualities as maintained and that its performance generally conforms to representative cases of communications equipment.

The test results of this test report relate exclusively to the item tested as specified in 1.5.

The test report may only be reproduced or published in full.

Reproduction or publication of extracts from the report requires the prior written approval of the Worldwide Testing Services(Taiwan) Co., Ltd.

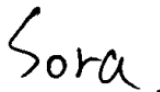
#### **Specific Conditions:**

Usage of the hereunder tested device in combination with other integrated or external antennas requires at least additional output power measurements, spurious emission measurements, conducted emission measurements (AC supply lines) and radio frequency exposure evaluations for each individual configuration performed, for certification by FCC.

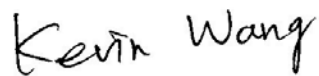
The test sample is able to work according IEEE 802.11 b/g/n.


This report is related to FCC Part 15 C (DSSS and OFDM device).

#### **Tester:**

May 10, 2019	Sora Kuo	
_____	_____	_____
Date	WTS-Lab. Name	Signature

#### **Technical responsibility for area of testing:**

May 10, 2019	Kevin Wang	
_____	_____	_____
Date	WTS Name	Signature



# ***Worldwide Testing Services(Taiwan) Co., Ltd.***

Registration number: W6M21903-18898-C-1

FCC ID: 2AS9ODPG37B

## **1.2 Testing laboratory**

### **1.2.1 Location**

OATS

No.5-1, Lishui, Shuang Sing Village,

Wanli Dist., New Taipei City 207,

Taiwan (R.O.C.)

3 meter semi-anechoic chamber

No.35, Aly. 21, Ln. 228, Ankang Rd., Neihu Dist., Taipei City 114, Taiwan (R.O.C.)

TEL:886-2-6613-0228

FAX:886-2-2791-5046

Company

Worldwide Testing Services(Taiwan) Co., Ltd.

6F, NO. 58, LANE 188, RUEY-KUANG RD.

NEIHU, TAIPEI 114, TAIWAN R.O.C.

Tel : 886-2-66068877

Fax : 886-2-66068879

### **1.2.2 Details of accreditation status**

Accredited testing laboratory

A2LA accredited number: 2732.01

FCC filed test laboratory Reg. No. TW1477, TW0020, TW1072

Industry Canada filed test laboratory Reg. No. TW1477

### **Test location, where different from Worldwide Testing Services (Taiwan) Co., Ltd. :**

Name: ./.

Accredited number: ./.

Street: ./.

Town: ./.

Country: ./.

Telephone: ./.

Fax: ./.

## **1.3 Details of approval holder**

Name: DANBY PRODUCTS LTD.

Street: 5070 WHITELAW ROAD

Town: GUELPH ONTARIO N1H 6Z9

Country: CANADA

Telephone: 519-837-0920

Fax: 519-837-9320



Registration number: W6M21903-18898-C-1

FCC ID: 2AS9ODPG37B

## **1.4 Application details**

Date of receipt of test item: April 10, 2019

Date of test: from April 10, 2019 to May 10, 2019

## **1.5 General information of Test item**

Type of test item: Parcel Guard  
Model Number: DPG37B  
Brand Name: DANBY  
Multi-listing model number: DPG37W, DPG37U  
Photos: see Appendix

### **Technical data**

Frequency band: 2.4 GHz – 2.4835 GHz

#### **11b, 11g, 11n 20MHz**

Frequency (ch 1): 2.412 GHz

Frequency (ch 6): 2.437 GHz

Frequency (ch 11): 2.462 GHz

#### **11n 40MHz**

Frequency (ch 1): 2.422 GHz

Frequency (ch 4): 2.437 GHz

Frequency (ch 7): 2.452 GHz

Number of Channels: 11b, 11g, 11n 20MHz: 11

11n 40MHz: 7

Operation modes: duplex

Modulation Type: DSSS / OFDM

Fixed point-to-point operation:  Yes /  No

Type of Antenna: Dipole Antenna

Antenna gain: 5.3 dBi

Power supply: 12V~24V


Emission designator: 11b: DSSS: 13M9G1D

11g: OFDM: 18M6D1D

11n 20MHz: OFDM: 19M8D1D

11n 40MHz: OFDM: 36M6D1D

Host device: none



# Worldwide Testing Services(Taiwan) Co., Ltd.

Registration number: W6M21903-18898-C-1

FCC ID: 2AS9ODPG37B

Classification:

Fixed Device	<input checked="" type="checkbox"/>
Mobile Device (Human Body distance > 20cm)	<input type="checkbox"/>
Portable Device (Human Body distance < 20cm)	<input type="checkbox"/>
Modular Radio Device	<input type="checkbox"/>

## Transmitter

## Unom

### **Mode A (DSSS)**

Power (ch 1): Conducted: 13.08 dBm  
 Power (ch 6): Conducted: 13.17 dBm  
 Power (ch 11): Conducted: 13.35 dBm

### **Mode B (OFDM)**

Power (ch 1): Conducted: 11.00 dBm  
 Power (ch 6): Conducted: 10.61 dBm  
 Power (ch 11): Conducted: 10.87 dBm

### **Mode C (OFDM)**

Power (ch 1): Conducted: 10.96 dBm  
 Power (ch 6): Conducted: 11.03 dBm  
 Power (ch 11): Conducted: 10.83 dBm

### **Mode D (OFDM)**


Power (ch 1): Conducted: 5.90 dBm  
 Power (ch 4): Conducted: 9.25 dBm  
 Power (ch 7): Conducted: 9.56 dBm

### **Manufacturer: (if applicable)**

Name: VVDN Technologies Pvt. Ltd  
 Street: 1st & 2nd Floor, Plot No. 441, SECTOR -8, IMT MANESAR,  
 Town: GURGAON HARYANA - 122050  
 Country: INDIA

## **1.6 Test standards**

Technical standard : FCC RULES PART 15 SUBPART C § 15.247 (2018-10)



Registration number: W6M21903-18898-C-1  
 FCC ID: 2AS9ODPG37B

**2 Technical test**

**2.1 Summary of test results**

No deviations from the technical specification(s) were ascertained in the course of the tests performed.

or

The deviations as specified in 2.5 were ascertained in the course of the tests performed.

**2.2 Test environment**

Relative humidity content: 20 ... 75 %

Air pressure: 86 ... 103 kPa

Power supply: 12V~24V

Extreme conditions parameters: ./.

Test item Name	Uncertainty
Estimation Result of Uncertainty of Conducted Emission	Expanded Uncertainty: AMN: 1.30 dB Voltage probe: 1.36 dB
Estimation Result of Uncertainty of Radiated Emission(3M)	Expanded Uncertainty: 0.009-30 MHz: 2.02 dB 30-1000 MHz: 3.49 dB 1-18 GHz: 3.01 dB 18-40 GHz: 2.43 dB
Estimation Result of Uncertainty of Bandwidth Measurement 20 dB Bandwidth, Occupied bandwidth, Channel bandwidth, Necessary Bandwidth	Expanded Uncertainty: 0.45 kHz
Estimation Result of Uncertainty of Conducted Output Power Measurement Output power	Expanded Uncertainty: 1.72 dB
Estimation Result of Uncertainty of Power Density Measurement Power density	Expanded Uncertainty: 1.73 dB
Estimation Result of Uncertainty of Band Edge Measurement	Expanded Uncertainty: 0.98 dBc

The decision rule is: Measurement uncertainty is not taken into account.




Registration number: W6M21903-18898-C-1

FCC ID: 2AS9ODPG37B

## 2.3 Test Equipment List

No.	Test equipment	Type	Serial No.	Manufacturer	Cal. Date	Next Cal. Date
ETSTW-CE 001	EMI TEST RECEIVER	ESHS10	842121/013	R&S	2018/5/30	2019/5/29
ETSTW-CE 003	AC POWER SOURCE	APS-9102	D161137	GW	Function Test	
ETSTW-CE 004	ZWEILEITER-V-NETZNACHBILDUNG TWO-LINE V-NETWORK	ESH3-Z5	840731/011	R&S	2018/11/1	2019/10/31
ETSTW-CE 006	IMPULSBEGRENZER PULSE LIMITER	ESH3-Z2	100226	R&S	2018/8/21	2019/8/20
ETSTW-CE 008	HF-EICHLITUNG RF STEP ATTENUATOR 139dB DPSP	334.6010.02	844581/024	R&S	Function Test	
ETSTW-CE 009	TEMP.&HUMIDITY CHAMBER	GTH-225-40-1P-U	MAA0305-009	GIANT FORCE	2018/7/13	2019/7/12
ETSTW-CE 016	TWO-LINE V-NETWORK	ENV216	100050	R&S	2018/9/25	2019/9/24
ETSTW-CE 028	MXE EMI Receiver	N9038A	MY53220110	Agilent	2018/7/16	2019/7/15
ETSTW-RE 003	EMI TEST RECEIVER	ESI 26	831438/001	R&S	2018/5/30	2019/5/29
ETSTW-RE 004	EMI TEST RECEIVER	ESI 40	832427/004	R&S	2018/5/21	2019/5/20
ETSTW-RE 012	TUNABLE BANDREJECT FILTER	D.C 0309	146	K&L	Function Test	
ETSTW-RE 013	TUNABLE BANDREJECT FILTER	D.C 0336	397	K&L	Function Test	
ETSTW-RE 018	MICROWAVE HORN ANTENNA	AT4560	27212	AR	2018/7/13	2019/7/12
ETSTW-RE 027	Passive Loop Antenna	6512	00034563	ETS-Lindgren	2018/7/12	2019/7/11
ETSTW-RE 030	Double-Ridged Guide Horn Antenna	3117	00035224	ETS-Lindgren	2019/4/2	2020/4/1
ETSTW-RE 042	Biconical Antenna	HK116	100172	R&S	2019/1/29	2020/1/28
ETSTW-RE 043	Log-Periodic Dipole Antenna	HL223	100166	R&S	2019/4/23	2020/4/22
ETSTW-RE 044	Log-Periodic Antenna	HL050	100094	R&S	2019/4/22	2020/4/21
ETSTW-RE 045	ESA-E SERIES SPECTRUM ANALYZER	E4404B	MY45111242	Agilent	Pre-test Use	
ETSTW-RE 050	Attenuator 10dB	50HF-010-1	None	JFW	2019/2/27	2020/2/26
ETSTW-RE 051	Attenuator 6dB	50HF-006-1	None	JFW	2019/2/27	2020/2/26
ETSTW-RE 053	Attenuator 3dB	50HF-003-1	None	JFW	2019/2/27	2020/2/26
ETSTW-RE 055	SPECTRUM ANALYZER	FSU 26	200074	R&S	2019/3/5	2020/3/4
ETSTW-RE 060	Attenuator 30dB	5015-30	F651012z-01	ATM	2019/2/27	2020/2/26
ETSTW-RE 062	Amplifier Module	CHC 2	None	KMIC	2019/3/15	2020/3/14
ETSTW-RE 064	Bluetooth Test Set	MT8852B-042	6K00005709	Anritsu	Function Test	
ETSTW-RE 069	Double-Ridged Guide Horn Antenna	3117	00069377	ETS-Lindgren	Function Test	
ETSTW-RE 072	CELL SITE TEST SET	8921A	3339A00375	HP	2018/9/17	2019/9/16
ETSTW-RE 088	SOLID STATE AMPLIFIER	KMA180265A01	99057	KMIC	2018/9/18	2019/9/17
ETSTW-RE 091	Match Pad	MDCS1500	None	WOKEN	2019/5/9	2020/5/8
ETSTW-RE 099	DC Block	50DB-007-1	None	JFW	2019/2/22	2020/2/21
ETSTW-RE 112	AC POWER SOURCE	TFC-1005	T-0A023536	T-Power	Function test	
ETSTW-RE 115	2.4GHz Notch Filter	N0124411	473874	MICROWAVE CIRCUITS	2019/1/15	2020/1/14






# Worldwide Testing Services(Taiwan) Co., Ltd.

Registration number: W6M21903-18898-C-1

FCC ID: 2AS9ODPG37B


ETSTW-RE 120	RF Player	MP9200	MP9210-111022	ADIVIC	Function test	
ETSTW-RE 122	SIGNAL GENERATOR	SMF100A	102149	R&S	2018/5/29	2019/5/28
ETSTW-RE 125	5GHz Notch filter	5NSL11-5200/E221.3-O/O	1	K&L Microwave	2018/8/8	2019/8/7
ETSTW-RE 126	5GHz Notch filter	5NSL12-5800/E221.3-O/O	1	K&L Microwave	2018/8/8	2019/8/7
ETSTW-RE 127	RF Switch Box	RFS-01	None	WTS	2019/2/26	2020/2/25
ETSTW-RE 128	5.3GHz Notch filter	N0153001	SN487233	Microwave Circuits	2018/8/8	2019/8/7
ETSTW-RE 129	5.5GHz Notch filter	N0555984	SN487234	Microwave Circuits	2018/8/8	2019/8/7
ETSTW-RE 130	Handheld RF Spectrum Analyzer	N9340A	CN0147000204	Agilent	Pre-test Use	
ETSTW-RE 142	Amplifier	8447D	2805A03378	Agilent	2019/3/15	2020/3/14
ETSTW-RE 147	Bi-log Hybrid Antenna	MCTD 2786B	BLB16M04005	ETC	2019/4/2	2020/4/1
ETSTW-RE 151	Thermohygrometer	608-h1	45104376	TESTO	2018/8/17	2019/8/16
ETSTW-EMI 011	USB Compact Modulator	SFC-U	101689	R&S	2019/5/10	2020/5/9
ETSTW-EMS 008	Exposure Level Tester	ELT-400	G-0009	Narda	2018/7/17	2019/7/16
ETSTW-GSM 002	Universal Radio Communication Tester	CMU 200	109439	R&S	2019/3/5	2020/3/4
ETSTW-GSM 003	Radio Communication Analyzer	MT8820C	6201342073	Anritsu	2019/3/26	2020/3/25
ETSTW-GSM 004	Wideband Radio Communication Tester	CMW500	128092	R&S	2018/10/19	2019/10/18
ETSTW-GSM 019	Band Reject Filter	WRCTF824/849-822/851-40 /12+9SS	3	WI	2019/1/14	2020/1/13
ETSTW-GSM 020	Band Reject Filter	WRCD1747/1748-1743/1752-32/5SS	1	WI	2019/1/14	2020/1/13
ETSTW-GSM 021	Band Reject Filter	WRCD1879.5/1880.5-1875.5/1884.5-32/5SS	3	WI	2019/1/14	2020/1/13
ETSTW-GSM 022	Band Reject Filter	WRCT901.9/903.1-904.25-50/8SS	1	WI	2019/1/14	2020/1/13
ETSTW-GSM 023	Power Divider	4901.19.A	None	SUHNER	2018/9/12	2019/9/11
ETSTW-GSM 024	Radio Communication Analyzer	MT8821C	None	Anritsu	2019/3/5	2020/3/4
ETSTW-GSM 025	Band Reject Filter	BRM19835	001	Micro-Tronics	2018/8/9	2019/8/8
ETSTW-Cable 011	SMA to N type Cable	RGU-400	None	THERMAX	Pre-test Use NCR	
ETSTW-Cable 016	BNC Cable	Switch Box	B Cable 1	Schwarz beck	2019/2/21	2020/2/20
ETSTW-Cable 017	BNC Cable	X Cable	B Cable 2	Schwarz beck	2019/2/21	2020/2/20
ETSTW-Cable 018	BNC Cable	Y Cable	B Cable 3	Schwarz beck	2019/2/21	2020/2/20
ETSTW-Cable 019	BNC Cable	Z Cable	B Cable 4	Schwarz beck	2019/2/21	2020/2/20
ETSTW-Cable 020	N TYPE Cable	OATS Cable 1	N30N30-L335-15M	JYE BAO CO.,LTD.	2018/7/2	2019/7/1
ETSTW-Cable 026	Microwave Cable	SUCOFLEX 104	279075	HUBER+SUHNER	2019/2/25	2020/2/24
ETSTW-Cable 027	Microwave Cable	SUCOFLEX 104	279083	HUBER+SUHNER	2019/5/10	2020/5/9
ETSTW-Cable 028	Microwave Cable	FA147A0015M2020	30064-2	UTIFLEX	2018/9/18	2019/9/17
ETSTW-Cable 029	Microwave Cable	FA147A0015M2020	30064-3	UTIFLEX	2018/9/18	2019/9/17
ETSTW-Cable 030	Microwave Cable	SUCOFLEX 104 (S_Cable 9)	279067	HUBER+SUHNER	2019/2/25	2020/2/24
ETSTW-Cable 031	Microwave Cable	SUCOFLEX 104 (S_Cable 10)	238092	HUBER+SUHNER	2019/3/15	2020/3/14
ETSTW-Cable 043	Microwave Cable	SUCOFLEX 104	317576	HUBER+SUHNER	2019/3/15	2020/3/14
ETSTW-Cable 048	Microwave Cable	SUCOFLEX 104	325519	HUBER+SUHNER	2019/3/15	2020/3/14



# Worldwide Testing Services(Taiwan) Co., Ltd.

Registration number: W6M21903-18898-C-1  
 FCC ID: 2AS9ODPG37B

ETSTW-Cable 058	Microwave Cable	SUCOFLEX 104	none	HUBER+SUHNER	2018/6/9	2019/6/8
ETSTW-Cable 064	Microwave Cable	SUCOFLEX 104	MY28891	HUBER+SUHNER	2019/3/15	2020/3/14
ETSTW-Cable 066	SMA type cable	32022	None	ASTROLAB	2019/3/15	2020/3/14
ETSTW-Cable 071	N TYPE CABLE	EMCCFD400-NM- NM-25000	170239	EMCI	2018/6/9	2019/6/8
WTSTW-SW 002	EMI TEST SOFTWARE	EZ_EMG	None	Farad	Version ETS-03A1	
WTSTW-SW 006	EMI TEST SOFTWARE	e3	None	AUDIX	Version 9.161014	
WTSTW-SW 008	Signal studio	Agilent	None	AUDIX	Version 2.0.0.1	



Registration number: W6M21903-18898-C-1

FCC ID: 2AS9ODPG37B

## **2.4 General Test Procedure**

**POWER LINE CONDUCTED INTERFERENCE:** The procedure used was ANSI STANDARD C63.10-2013 6.2 using a 50 $\mu$ H LISN (if necessary). Both lines were observed. The bandwidth of the spectrum analyzer was 10 kHz with an appropriate sweep speed.

**RADIATION INTERFERENCE:** The test procedure used was according to ANSI STANDARD C63.10-2013 6.3 employing a spectrum analyzer. For investigated frequency is equal to or below 1GHz, the RBW and VBW of the spectrum analyzer was 100 kHz and 100kHz respectively with an appropriate sweep speed. For investigated frequency is above 1GHz, both of RBW and VBW of the spectrum analyzer were 1 MHz with an appropriate sweep speed. The analyzer was calibrated in dB above a microvolt at the output of the antenna.

**FORMULA OF CONVERSION FACTORS:** The Field Strength at 3m was established by adding the meter reading of the spectrum analyzer (which is set to read in units of dB $\mu$ V) to the antenna correction factor supplied by the antenna manufacturer. The antenna correction factors are stated in terms of dB.

Example:

Freq (MHz)	METER READING + ACF + CABLE LOSS (to the receiver) = FS
33	20 dB $\mu$ V + 10.36 dB + 6 dB = 36.36 dB $\mu$ V/m @3m


The EUT was placed on a table 80 cm high and with dimensions of 1m by 1.5m (non metallic table) and arranged according to ANSI C63.10-2013 6.2.2. The table used for radiated measurements is capable of continuous rotation. The spectrum was scanned from 30 MHz to the frequency specified as follows:

- (1) If the intentional radiator operates below 10 GHz: to the tenth harmonic of the highest fundamental frequency or to 40 GHz, whichever is lower.
- (2) If the intentional radiator operates at or above 10 GHz and below 30 GHz: to the fifth harmonic of the highest fundamental frequency or to 100 GHz, whichever is lower.
- (3) If the intentional radiator operates at or above 30 GHz: to the fifth harmonic of the highest fundamental frequency or to 200 GHz, whichever is lower, unless specified otherwise elsewhere in the rules.
- (4) If the intentional radiator contains a digital device, regardless of whether this digital device controls the functions of the intentional radiator or the digital device is used for additional control or function purposes other than to enable the operation of the intentional radiator, the frequency range shall be investigated up to the range specified in paragraphs (a)(1)-(a)(3) of this section or the range applicable to the digital device, as shown in paragraph (b)(1) of this Section, whichever is the higher frequency range of investigation.

For hand-held devices, a exploratory test was performed with three (3) orthogonal planes to determine the highest emissions.

When an emission was found, the table was rotated to produce the maximum signal strength. At this point, the antenna was raised and lowered from 1m to 4m. The antenna was placed in both the horizontal and vertical planes.

When the radiated emission limits are expressed in terms of the average value of the emission, and pulsed operation is employed, the measurement field strength shall be determined by averaging over



Registration number: W6M21903-18898-C-1

FCC ID: 2AS9ODPG37B

one complete pulse train, including blanking intervals, as long as the pulse train does not exceed 0.1 seconds. As an alternative (provided the transmitter operates for longer than 0.1 seconds) or in cases where the pulse train exceeds 0.1 seconds, the measured field strength shall be determined from the average absolute voltage during a 0.1 second interval during which the field strength is at its maximum value.

The formula is as follows:


Average = Peak + Duty Factor

Duty Factor =  $20 \log(\text{dwell time}/T)$

T = 100ms when the pulse train period is over 100 ms or the period of the pulse train.

Modified Limits for peak according to 15.35 (b) = Max Permitted average Limits + 20dB


ANSI STANDARD C63.10-2013 B.2.7: Any measurements that utilize special test software shall be indicated and referenced in the test report. During testing, test software 'EZ EMC' was used for setting up different operation modes.



Registration number: W6M21903-18898-C-1  
 FCC ID: 2AS9ODPG37B

**3 Test results (enclosure)**

TEST CASE	Para. Number	Required	Test passed	Test failed
Peak Output Power	15.247(b)(3)	<input checked="" type="checkbox"/>	<input checked="" type="checkbox"/>	<input type="checkbox"/>
Equivalent isotropically radiated Power	15.247(b)(3)	<input checked="" type="checkbox"/>	<input checked="" type="checkbox"/>	<input type="checkbox"/>
Spurious Emissions radiated – Transmitter operating	15.247(c): 15.209	<input checked="" type="checkbox"/>	<input checked="" type="checkbox"/>	<input type="checkbox"/>
Band Edge Measurement	15.247(d)	<input checked="" type="checkbox"/>	<input checked="" type="checkbox"/>	<input type="checkbox"/>
Minimum 6 dB Bandwidth	15.247(a)(2)	<input checked="" type="checkbox"/>	<input checked="" type="checkbox"/>	<input type="checkbox"/>
Peak Power Spectral Density	15.247(d)	<input checked="" type="checkbox"/>	<input checked="" type="checkbox"/>	<input type="checkbox"/>
Radiated Emission from Digital Part	15.109	<input type="checkbox"/>	<input type="checkbox"/>	<input type="checkbox"/>
Power Line Conducted Emission	15.207	<input type="checkbox"/>	<input type="checkbox"/>	<input type="checkbox"/>



Registration number: W6M21903-18898-C-1  
FCC ID: 2AS9ODPG37B

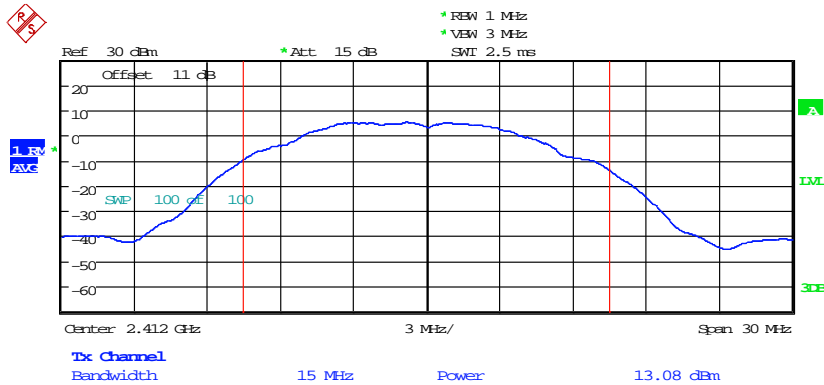
## 3.1 Peak Output Power (transmitter)

FCC Rule: 15.247(b)(3)


This measurement applies to equipment with an integral antenna and to equipment with an antenna connector and equipped with an antenna as declared by the applicant.

The power was measured with modulation (declared by the applicant).

Mode A

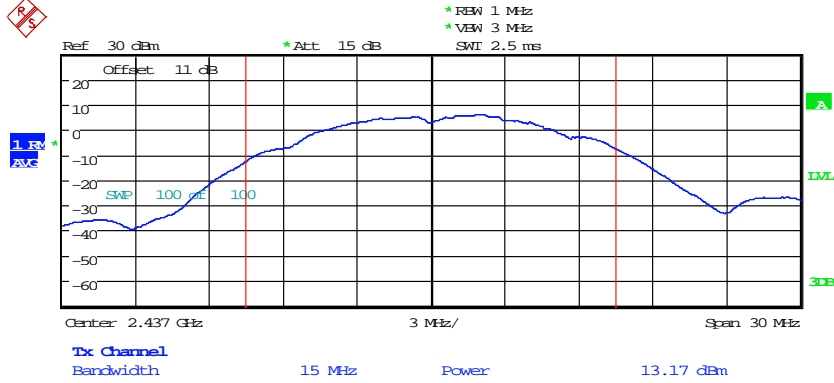


MAX OUTPUT POWER 802.11B CH01  
Date: 7.MAY.2019 11:13:42

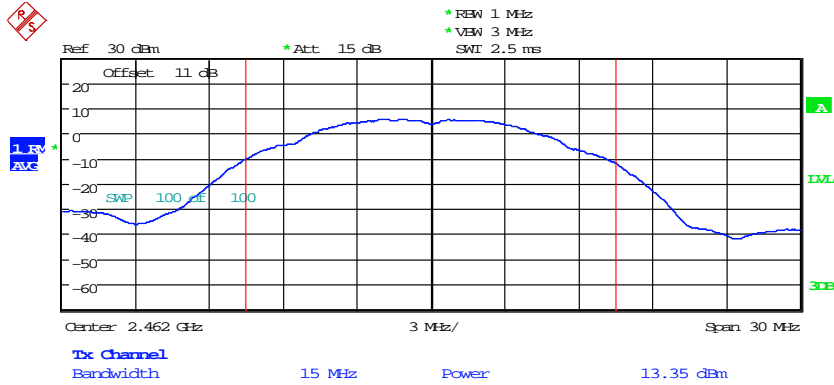


# Worldwide Testing Services(Taiwan) Co., Ltd.


Registration number: W6M21903-18898-C-1  
FCC ID: 2AS9ODPG37B



MAX OUTPUT POWER 802.11B CH06  
Date: 7.MAY.2019 11:14:23



MAX OUTPUT POWER 802.11B CH11  
Date: 7.MAY.2019 11:15:07

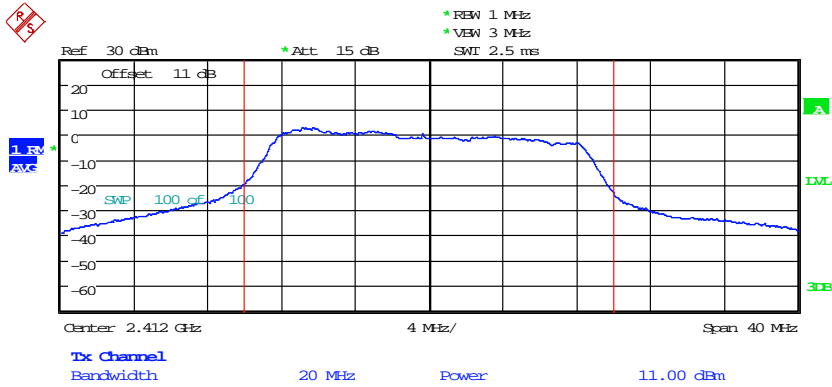


# Worldwide Testing Services (Taiwan) Co., Ltd.

Registration number: W6M21903-18898-C-1

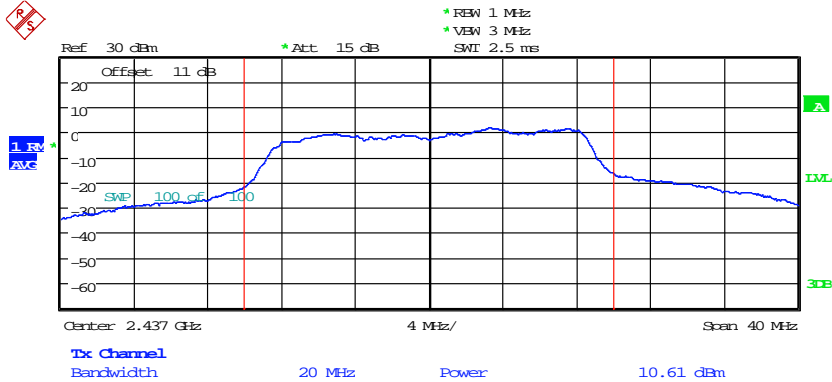
FCC ID: 2AS9ODPG37B

Mode B



MAX OUTPUT POWER 802.11G CH01


Date: 7.MAY.2019 11:25:20



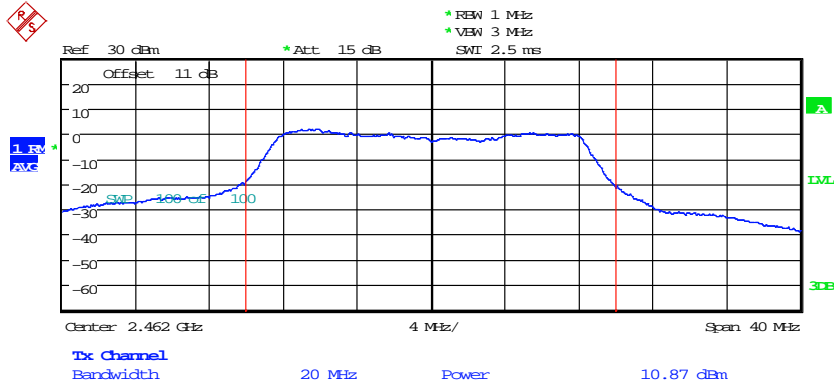
MAX OUTPUT POWER 802.11G CH06

Date: 7.MAY.2019 11:27:54



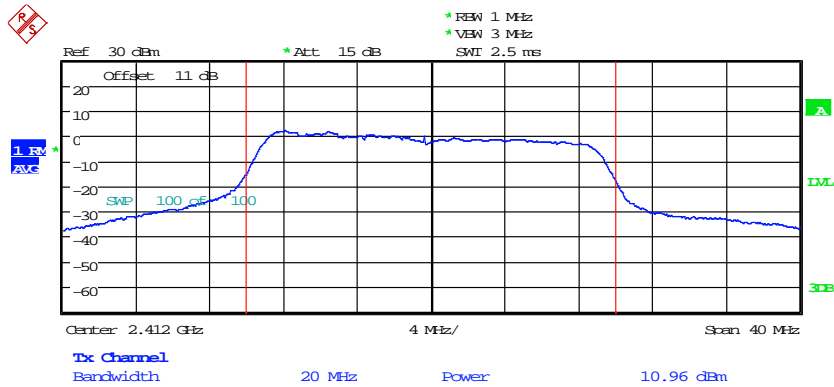


Registration number: W6M21903-18898-C-1  
 FCC ID: 2AS9ODPG37B




MAX OUTPUT POWER 802.11G CH11  
 Date: 7.MAY.2019 11:28:31

## Mode C

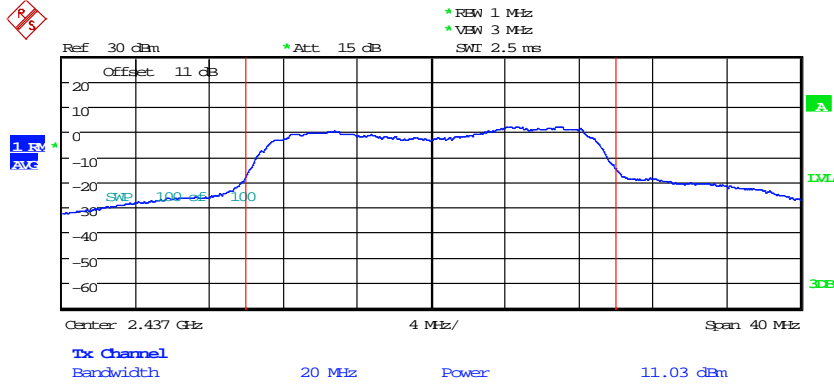


MAX OUTPUT POWER 802.11N 20MHZ CH1  
 Date: 7.MAY.2019 11:29:19

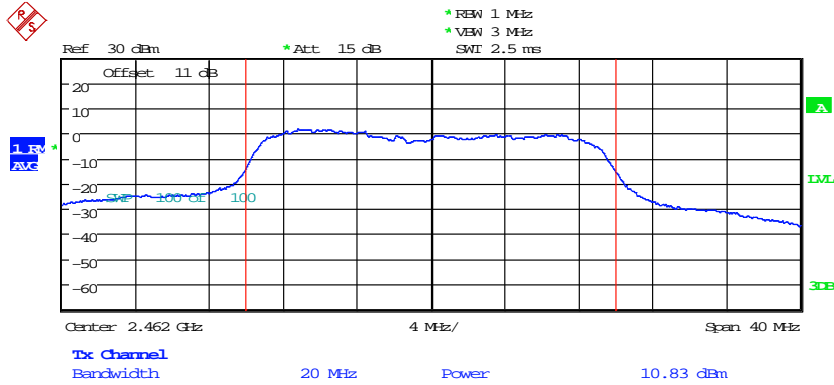


# Worldwide Testing Services(Taiwan) Co., Ltd.


Registration number: W6M21903-18898-C-1  
FCC ID: 2AS9ODPG37B



MAX OUTPUT POWER 802.11N 20MHZ CH6  
Date: 7.MAY.2019 11:30:36



MAX OUTPUT POWER 802.11N 20MHZ CH11  
Date: 7.MAY.2019 11:31:16

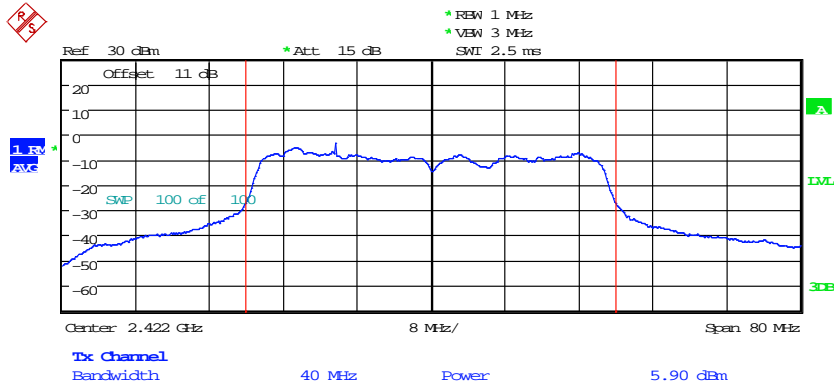


# Worldwide Testing Services(Taiwan) Co., Ltd.

Registration number: W6M21903-18898-C-1

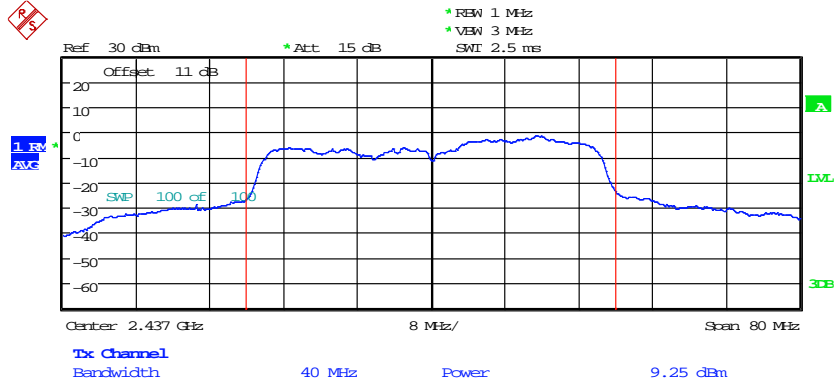
FCC ID: 2AS9ODPG37B

Mode D




MAX OUTPUT POWER 802.11N 40MHZ CH1

Date: 7.MAY.2019 13:51:02

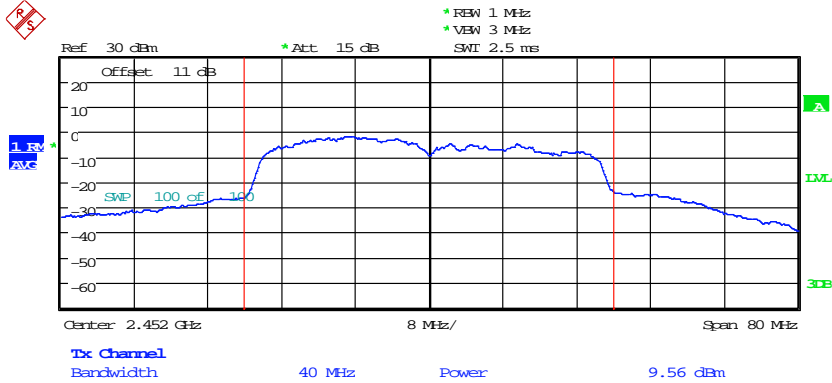


MAX OUTPUT POWER 802.11N 40MHZ CH4

Date: 7.MAY.2019 11:35:35



Registration number: W6M21903-18898-C-1  
 FCC ID: 2AS9ODPG37B




MAX OUTPUT POWER 802.11N 40MHZ CH7  
 Date: 7.MAY.2019 11:36:23

**Limits:**

Frequency MHz	Power dBm
902 - 928	30
2400 – 2483.5	30
5725 – 5850	30

In case of employing transmitter antennas having antenna gain > 6 dBi and using fixed point-to point operation consider §15.247 (b)(4)

Test equipment used: ETSTW-RE 055, ETSTW-RE 050



Registration number: W6M21903-18898-C-1  
 FCC ID: 2AS9ODPG37B

**3.2 Equivalent isotropic radiated power**

FCC Rule: 15.247(b)(3)

Test exclusion = max. conducted output power  
 Test exclusion = 13.35 dBm

Test equipment used: ETSTW-RE 055

**3.3 RF Exposure Compliance Requirements**

FCC OET Bulletin 65 Edition 97.01 determines the equations for predicting RF fields and applicable limits.

The prediction for power density in the far-field but will over-predict power density in the near field, where it could be used for walking a “worst case” or conservative prediction.


$$S = \frac{PG}{4 \pi R^2}$$

- S – Power Density
- P – Output power ERP
- R – Distance
- D – Cable Loss
- AG – Antenna Gain

Item	Unit	Value	Remarks
P	mW	21.6272	Peak value
D	dB		
AG	dBi	5.3	
G		3.3884	Calculated Value
R	cm	20	Assumed value
S	mW/cm <sup>2</sup>	0.0146	Calculated value

Limits:

Limit for General Population / Uncontrolled Exposure	
Frequency (MHz)	Power Density (mW/cm <sup>2</sup> )
1500 – 100.000	1.0



Registration number: W6M21903-18898-C-1  
FCC ID: 2AS9ODPG37B

**3.4 Transmitter Radiated Emissions in Restricted Bands**

FCC Rules: 15.247 (c), 15.205, 15.209, 15.35

Radiated emission measurements were performed from 30 MHz to 26500 MHz.

For radiated emission tests, the analyzer setting was as followings:

Frequency  $\leq$  1 GHz, RBW:100 kHz, VBW: 100 kHz (Peak measurements)

Frequency  $>$  1 GHz, RBW: 1 MHz, VBW: 1 MHz (Peak measurements)

Frequency  $>$  1 GHz , RBW:1 MHz , VBW: 10 Hz (Average measurements)

Limits.

For frequencies below 1GHz:

Frequency of Emission (MHz)	Field strength (microvolts/meter)	Field Strength (dB microvolts/meter)
30 - 88	100	40.0
88 - 216	150	43.5
216 - 960	200	46.0
Above	500	54.0

For frequencies above 1GHz (Average measurements).

Guidance on Measurement of Digit Transmission Systems:


“If the emission is pulsed, modify the unit for continuous operation, use the setting shown above, then correct the reading by subtracting the peak-average correction factor, derived from the appropriate duty cycle calculation.”

The correction factor, based on the total channel dwell time in a 100 ms period, may be mathematically applied to a measurement made with an average detector, to further reduce the value.

$$\text{Duty cycle correction} = 20 \log (\text{dwell time}/ 100\text{ms})$$

Note: No duty cycle correction was added to the reading of this EUT.

Explanation: see attached diagrams in Appendix.



Registration number: W6M21903-18898-C-1

FCC ID: 2AS9ODPG37B

### **3.5 Spurious Emissions (tx)**

Spurious emission was measured with modulation (declared by manufacturer).

In any 100 kHz bandwidth outside the frequency band in which the intentional radiator is operating, the radio frequency power that is produced by the intentional radiator shall be at least 20dB below that in the 100 kHz bandwidth within the band that contains the highest level of the desired power, based on either an RF conducted or a radiated measurement. Attenuation below the general limits specified in § 15.209(a) is not required. In addition, radiated emissions which fall in the restricted bands, as defined in § 15.205(a), must also comply with the radiated emission limits specified in § 15.209(a) (see § 15.205(c))

FCC Rule: 15.247(c), 15.35

For out of band emissions that are close to or that exceed the 20 dB attenuation requirement described in the specification, radiated measurements were performed at a 3 m separation distance to determine whether these emissions complied with the general radiated emission requirement.

Limits:

For frequencies above 1GHz (Peak measurements).

Modified Limit for peak according to 15.35 (b) = Max Permitted average Limits + 20dB

For frequencies above 1GHz (Average measurements).

Max. reading – 20dB

Max. reading – 20 dB


Guidance on Measurement of Digit Transmission Systems:

“If the emission is pulsed, modify the unit for continuous operation, use the settings shown above, then correct the reading by subtracting the peak-average correction factor, derived from the appropriate duty cycle calculation.”

The correction factor, based on the total channel dwell time in a 100 ms period, may be mathematically applied to a measurement made with an average detector, to further reduce the value.

Duty Cycle correction =  $20 \log (\text{dwell time}/100\text{ms})$

Note: No duty cycle correction was added to the reading of EUT.



# Worldwide Testing Services(Taiwan) Co., Ltd.

Registration number: W6M21903-18898-C-1  
 FCC ID: 2AS9ODPG37B

SAMPLE CALCULATION OF LIMIT. All results will be updated by an automatic measuring system in accordance with point 2.3.

Calculation of test results:  
 Such factors like antenna correction, cable loss, external attenuation etc. are already included in the provided measurement results. This is done by using validated test software and calibrated test system according the accreditation requirements.

The peak and average spurious emission plots was measured with the average limits.  
 In the Table being listed the critical peak and average value and exhibit the compliance with the above calculated Limits.

If in the column's correction factor states a value then the max. Field strength in the same row is corrected by a value gained from the "Correction Factor".

### Summary table with radiated data of the test plots

Model: DPG37B Date: --  
 Mode: -- Temperature: -- °C Engineer: --  
 Polarization: Horizontal Humidity: -- %

Frequency (MHz)	Reading (dBuV)	Detector	Factor (dB)	Result (dBuV/m)	Limit (dBuV/m)	Margin (dB)	Table Degree (Deg.)	Ant. High (cm)
--	--	--	--	--	--	--	--	--
--	--	--	--	--	--	--	--	--

Polarization: Vertical

Frequency (MHz)	Reading (dBuV)	Detector	Factor (dB)	Result (dBuV/m)	Limit (dBuV/m)	Margin (dB)	Table Degree (Deg.)	Ant. High (cm)
--	--	--	--	--	--	--	--	--
--	--	--	--	--	--	--	--	--


### Note

1. Correction Factor = Antenna factor + Cable loss - Preamplifier
2. The formula of measured value as: Test Result = Reading + Correction Factor
3. Detector function in the form : PK = Peak, QP = Quasi Peak, AV = Average
4. All not in the table noted test results are more than 20 dB below the relevant limits.
5. After evaluated, the test result in this report adopt the worst case to measure, please see attached diagrams in appendix.

**TEST RESULT (Transmitter):** The unit DOES meet the FCC requirements.

Test equipment used: ETSTW-RE 004, ETSTW-RE 030, ETSTW-RE 062, ETSTW-RE 142, ETSTW-RE 147, ETSTW-RE 088, ETSTW-RE 018





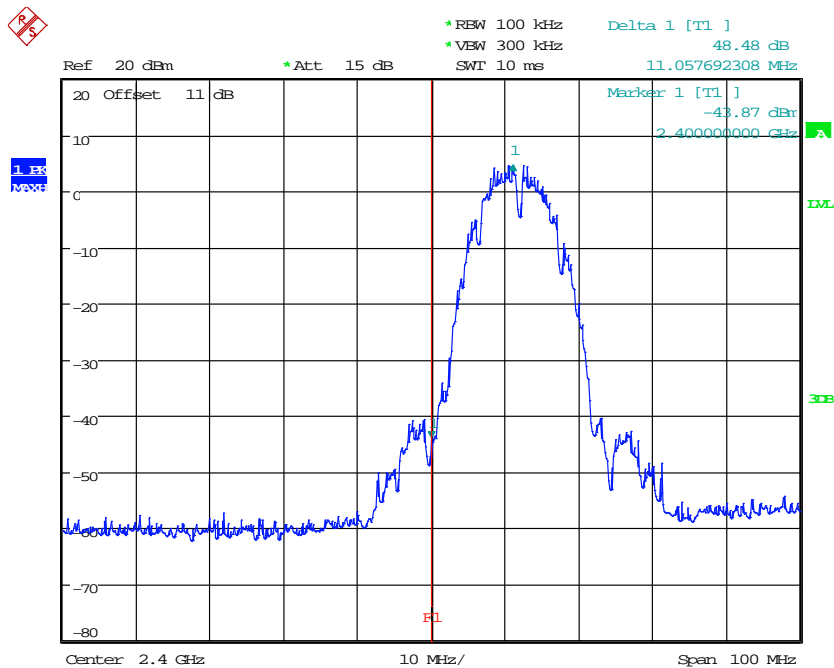
Registration number: W6M21903-18898-C-1  
FCC ID: 2AS9ODPG37B

### 3.6 Radiated Emission on the band edge


According to FCC rules part 15 subpart C §15.247(d) in any 100 kHz bandwidth outside the frequency band in which the intentional radiator is operating, the radio frequency power that is produced by the intentional radiator shall be at least 20dB below that in the 100 kHz bandwidth within the band that contains the highest level of the desired power, based on either an RF conducted or a radiated measurement. Attenuation below the general limits specified in § 15.209(a) is not required.

In addition radiated emission which fall in the restricted bands, as defined in section 15.205(a), must also with the radiated emission limits.

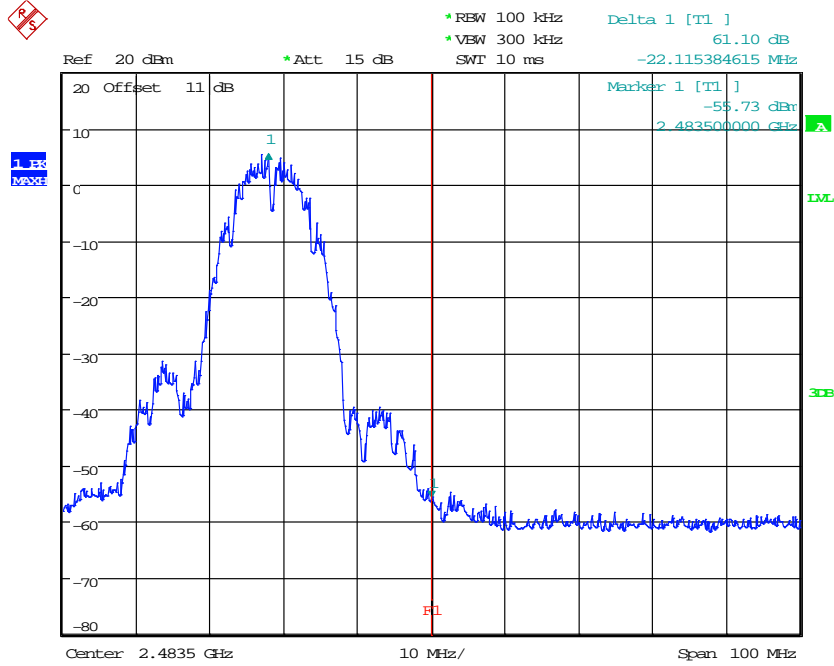
Mode A



BANDEDGE 802.11B CH01  
Date: 7.MAY.2019 11:14:00

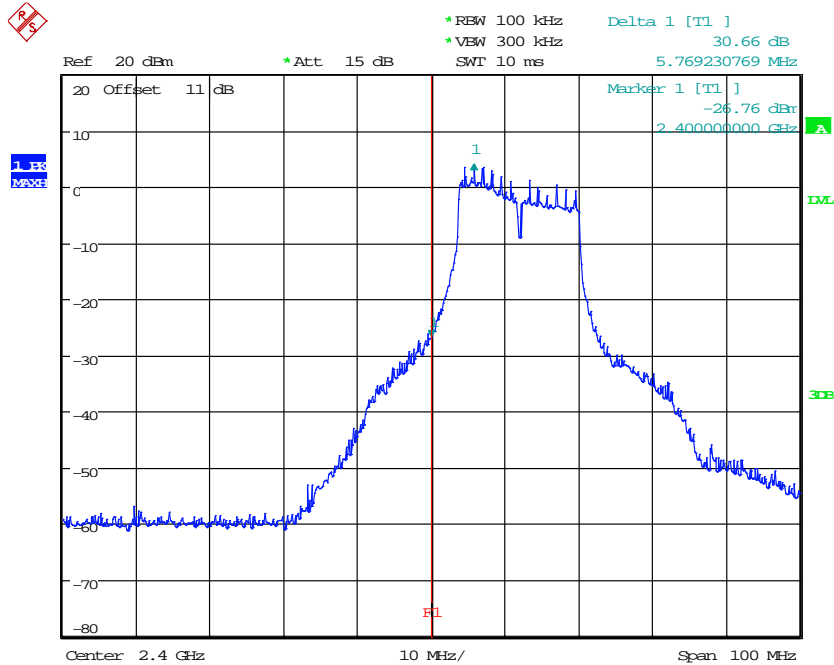


Registration number: W6M21903-18898-C-1  
FCC ID: 2AS9ODPG37B




BANDEDGE 802.11B CH11  
Date: 7.MAY.2019 11:15:25

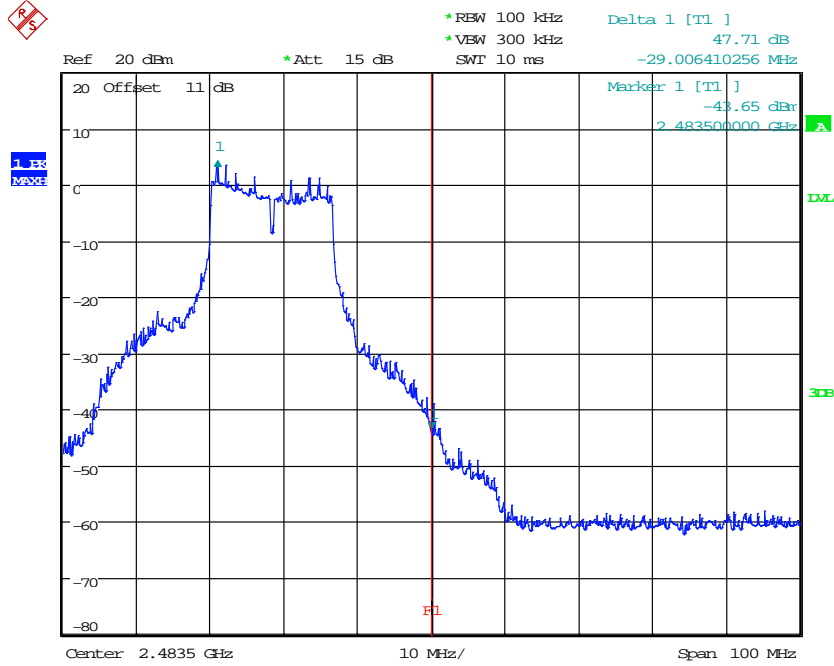
## Mode B



BANDEDGE 802.11G CH01  
Date: 7.MAY.2019 11:27:32

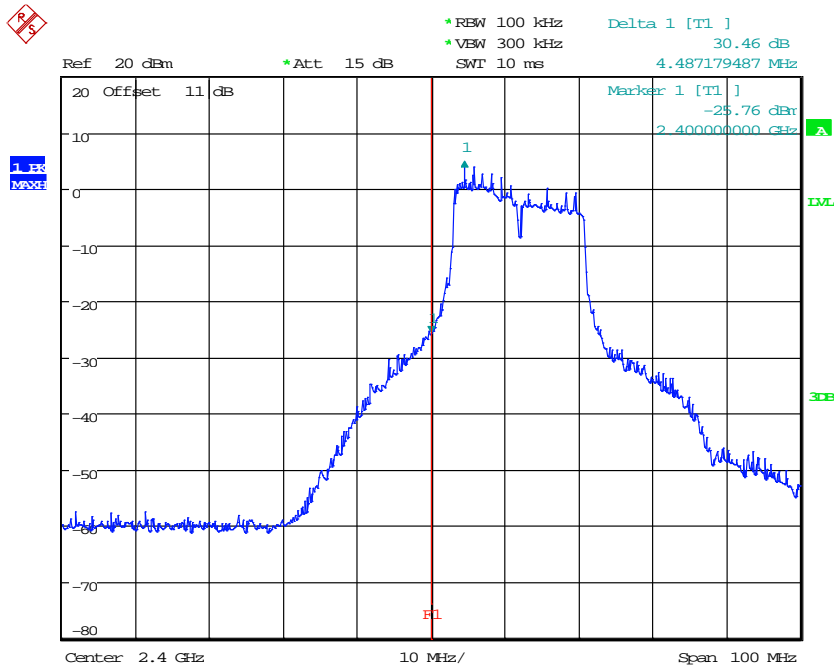


Registration number: W6M21903-18898-C-1  
FCC ID: 2AS9ODPG37B




BANDEDGE 802.11G CH11  
Date: 7.MAY.2019 11:28:49

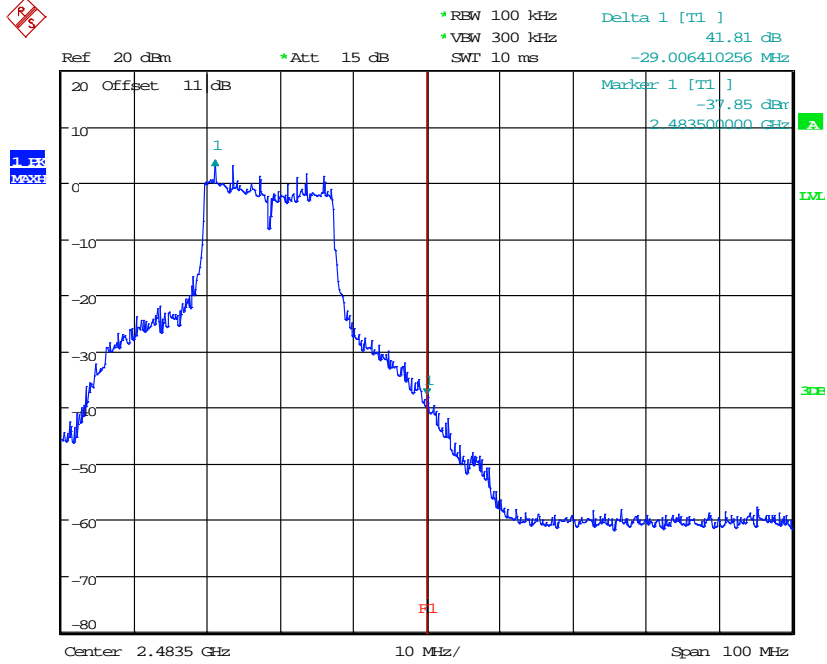
## Mode C



BANDEDGE 802.11N 20MHZ CH01  
Date: 7.MAY.2019 11:30:08

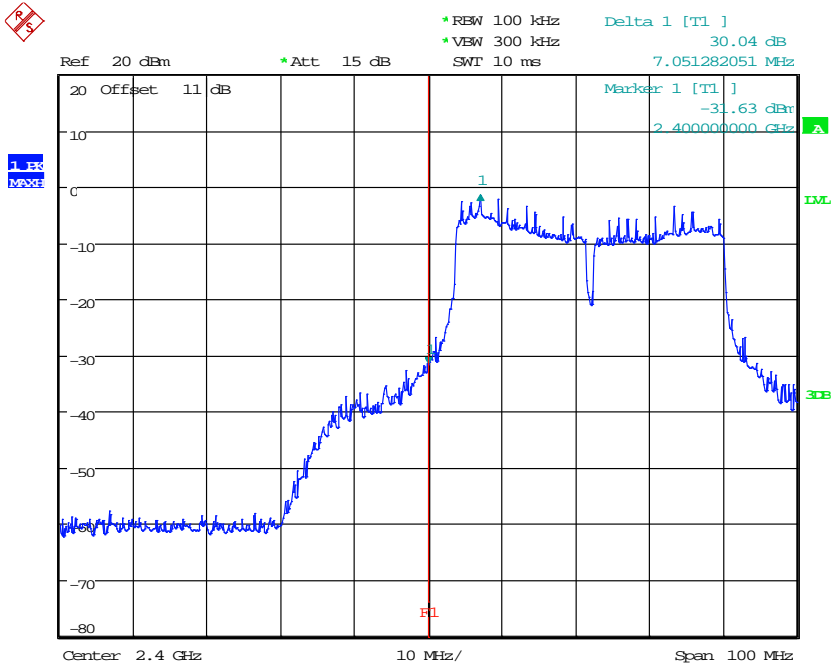


Registration number: W6M21903-18898-C-1  
FCC ID: 2AS9ODPG37B




BANDEDGE 802.11N 20MHZ CH11  
Date: 7.MAY.2019 11:31:34

## Mode D

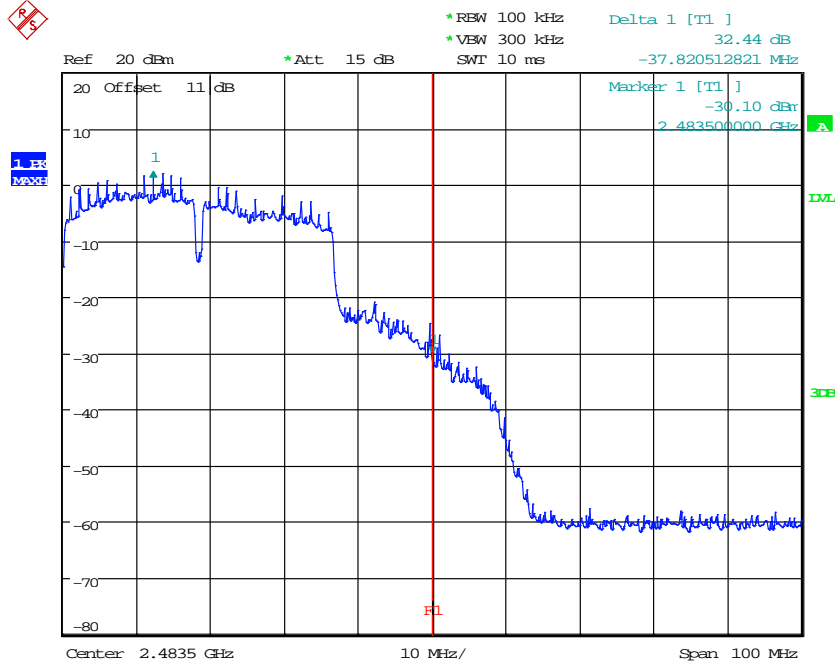


BANDEDGE 802.11N 40MHZ CH01  
Date: 7.MAY.2019 13:50:35



# Worldwide Testing Services(Taiwan) Co., Ltd.

Registration number: W6M21903-18898-C-1  
 FCC ID: 2AS9ODPG37B




BANDEDGE 802.11N 40MHZ CH07  
 Date: 7.MAY.2019 11:36:48

**Limit:**

Frequency Range / MHz	Limit
902 - 928	- 20 dB
2400 - 2483.5	
5725 - 5850	

Test equipment used: ETSTW-RE 055, ETSTW-RE 050

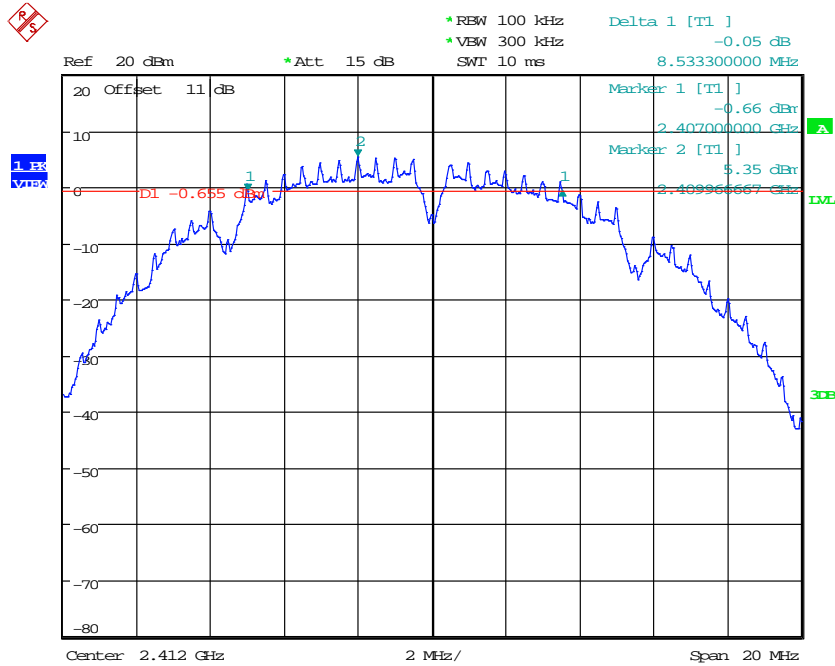


Registration number: W6M21903-18898-C-1  
FCC ID: 2AS9ODPG37B


### 3.7 Minimum 6 dB Bandwidth

The analyzer ResBW was set to 100 kHz. For each RF output channel investigated, the spectrum analyzer center frequency was set to the channel carrier. A PEAK reading was taken, two markers were set 6 dB below the maximum level on the right and the left side of the emission. The 6 dB bandwidth is the frequency difference between the two markers.

Mode A

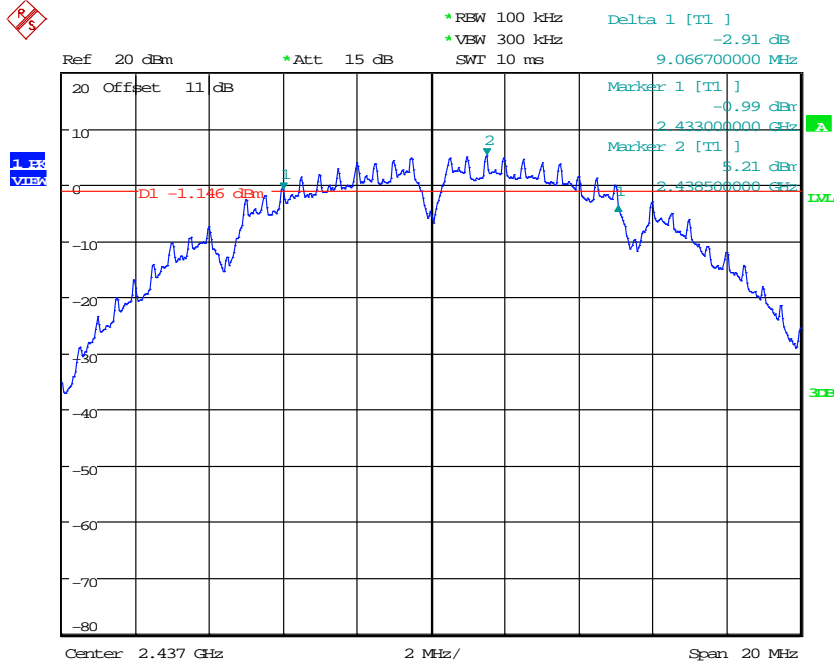


6DB BANDWIDTH 802.11B CH01  
Date: 7.MAY.2019 11:13:48

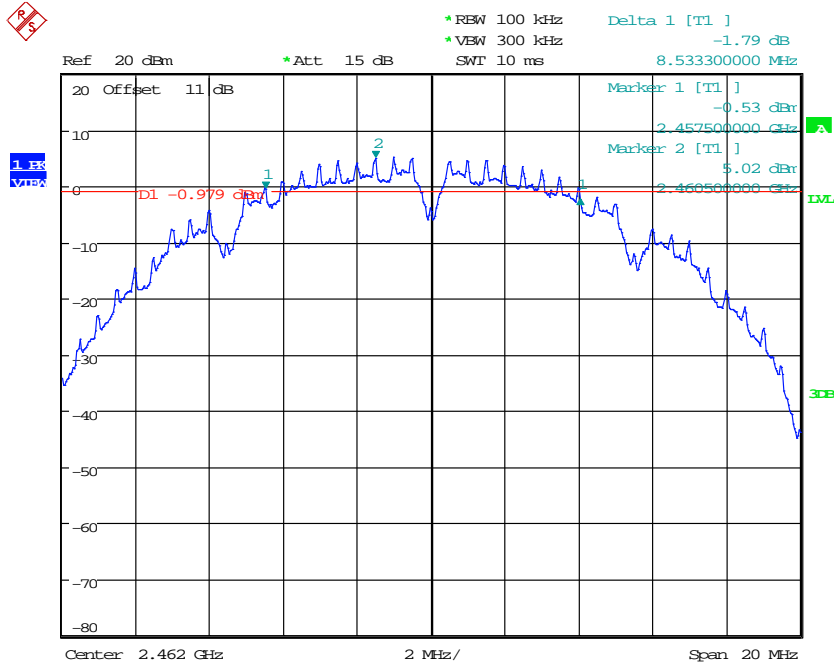


# Worldwide Testing Services(Taiwan) Co., Ltd.


Registration number: W6M21903-18898-C-1  
FCC ID: 2AS9ODPG37B



6DB BANDWIDTH 802.11B CH06  
Date: 7.MAY.2019 11:14:29



6DB BANDWIDTH 802.11B CH11  
Date: 7.MAY.2019 11:15:13

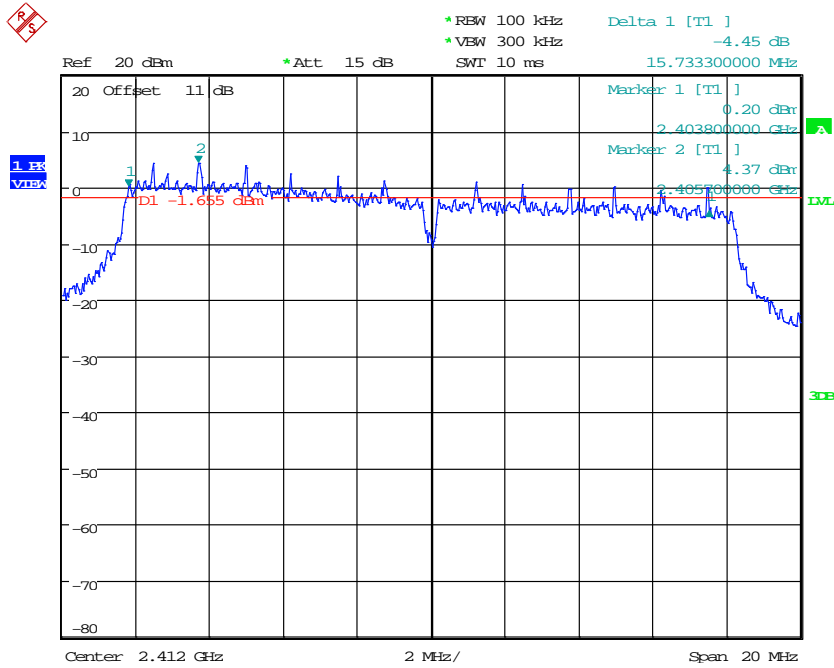


# Worldwide Testing Services(Taiwan) Co., Ltd.

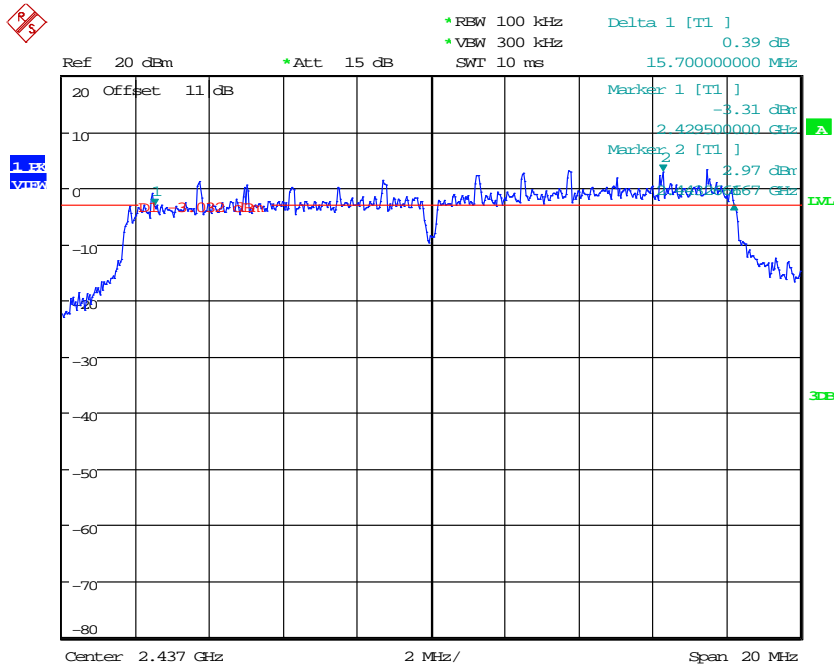
Registration number: W6M21903-18898-C-1

FCC ID: 2AS9ODPG37B

Mode B




6DB BANDWIDTH 802.11G CH01  
Date: 7.MAY.2019 11:25:26

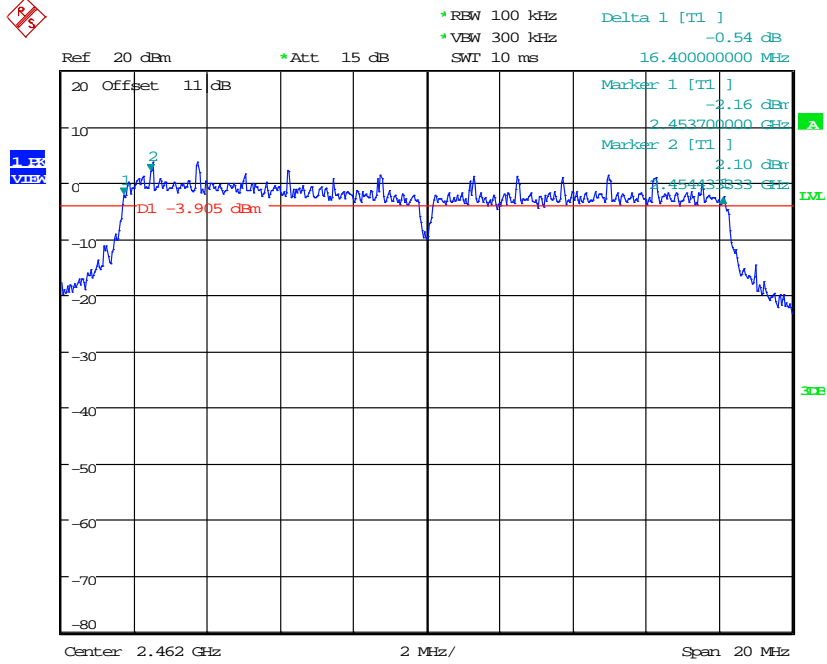


6DB BANDWIDTH 802.11G CH06  
Date: 7.MAY.2019 11:28:00

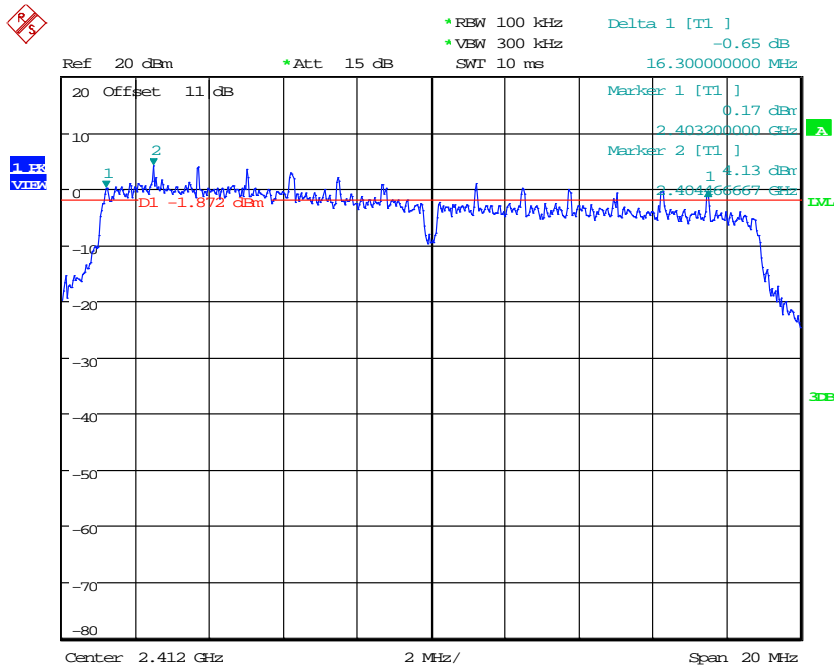





Registration number: W6M21903-18898-C-1  
FCC ID: 2AS9ODPG37B



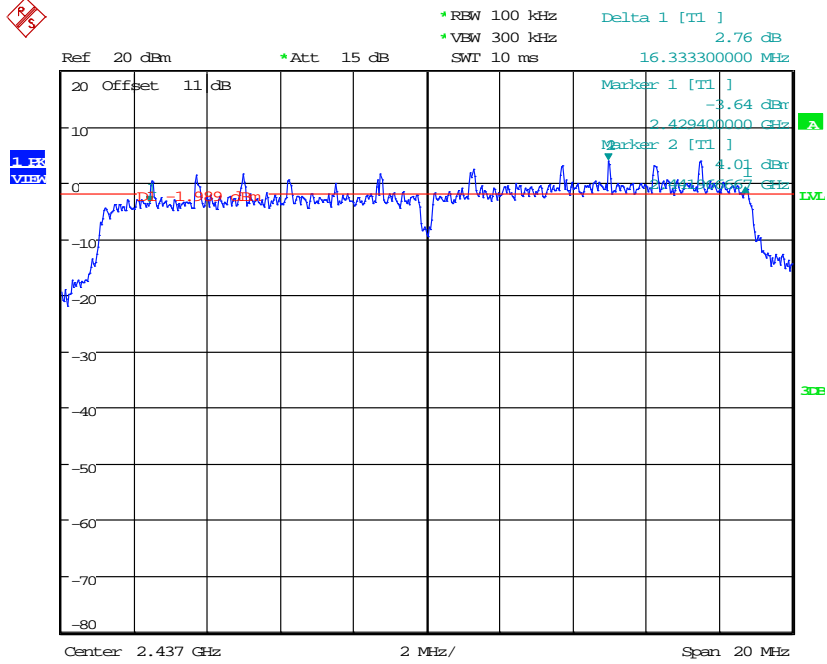
## Mode C



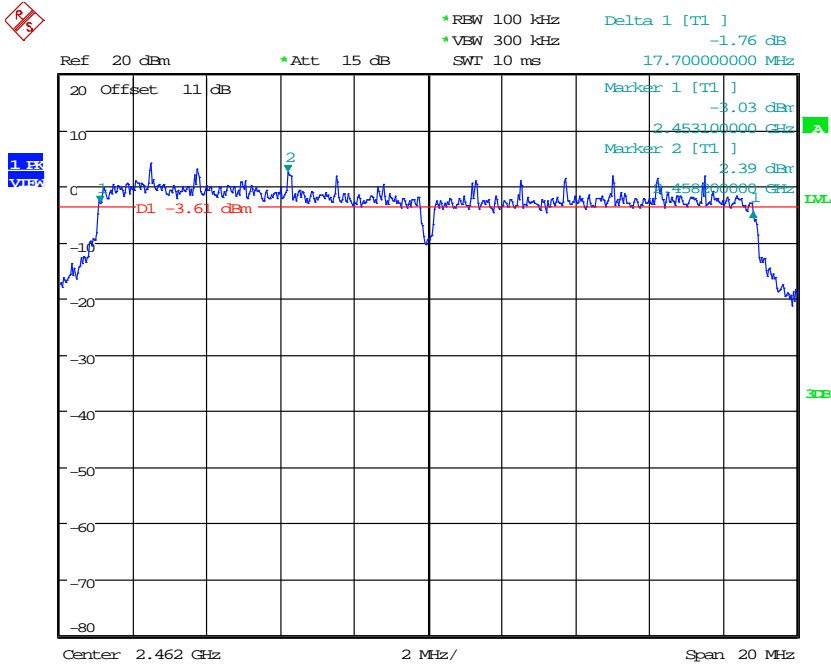


# Worldwide Testing Services(Taiwan) Co., Ltd.


Registration number: W6M21903-18898-C-1  
FCC ID: 2AS9ODPG37B



6DB BANDWIDTH 802.11N 20MHZ CH6  
Date: 7.MAY.2019 11:30:42

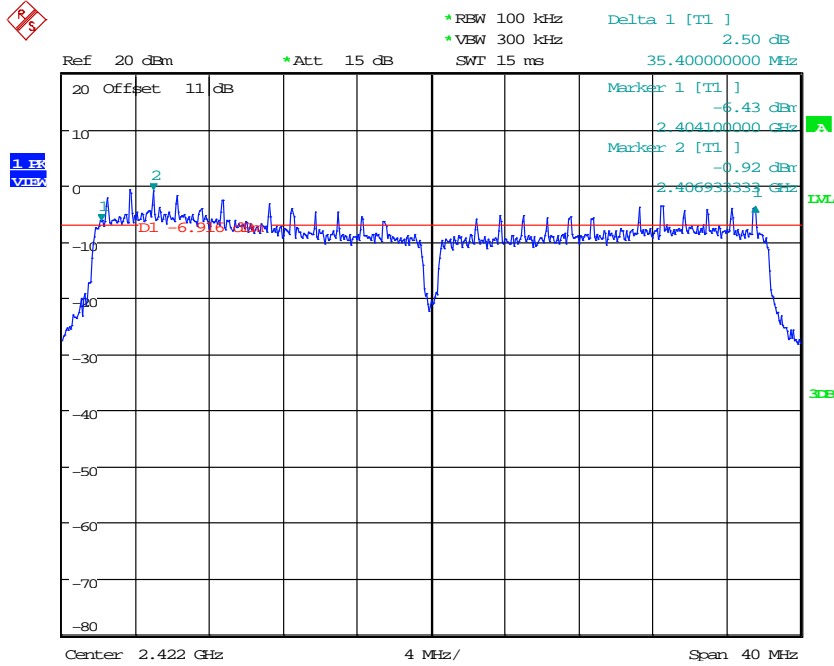


6DB BANDWIDTH 802.11N 20MHZ CH11  
Date: 7.MAY.2019 11:31:22

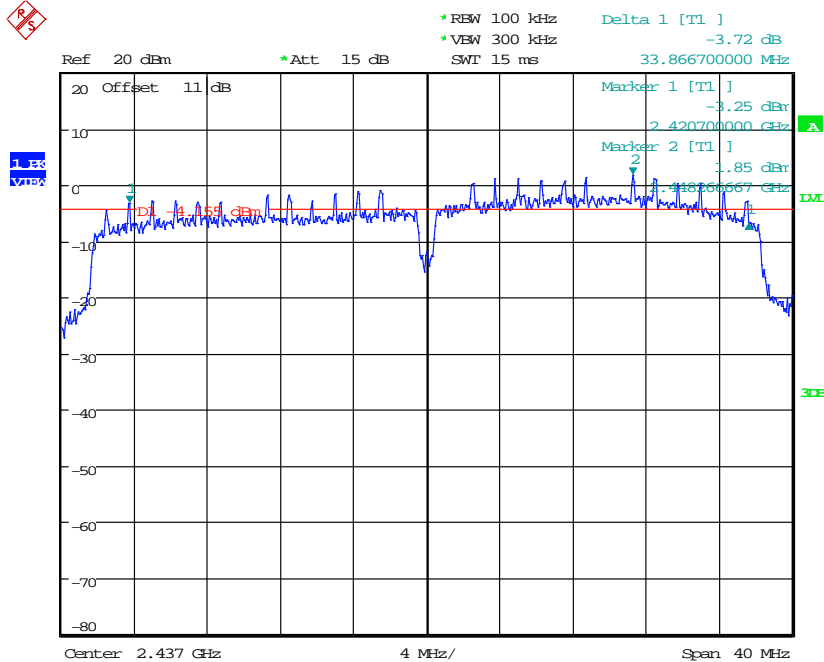


# Worldwide Testing Services(Taiwan) Co., Ltd.


Registration number: W6M21903-18898-C-1  
FCC ID: 2AS9ODPG37B  
Mode D



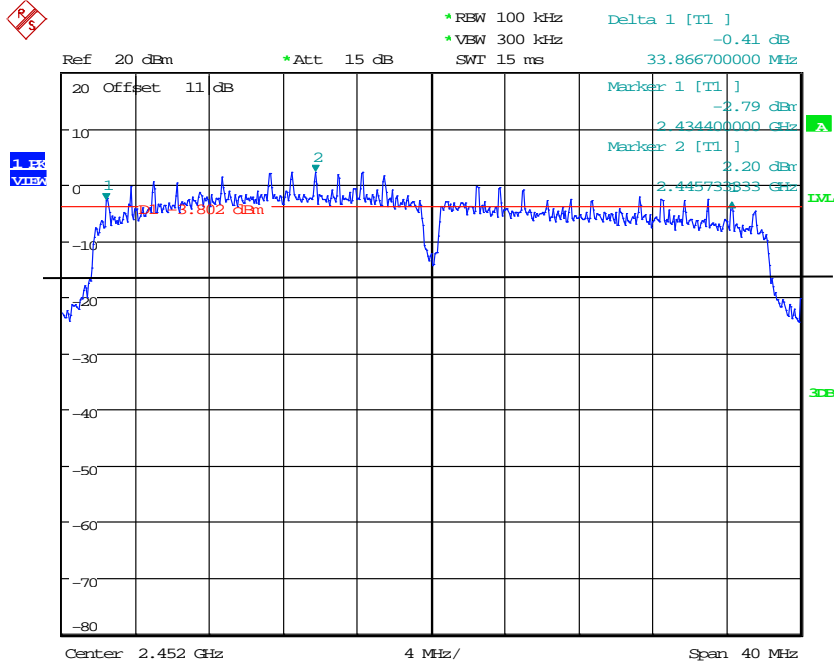
6DB BANDWIDTH 802.11N 40MHZ CH1  
Date: 7.MAY.2019 13:51:08



6DB BANDWIDTH 802.11N 40MHZ CH4  
Date: 7.MAY.2019 11:35:41



Registration number: W6M21903-18898-C-1  
 FCC ID: 2AS9ODPG37B




6DB BANDWIDTH 802.11N 40MHZ CH7  
 Date: 7.MAY.2019 11:36:29

**Limits:**

Frequency Range MHz	Limits
902-928	min 500 kHz
2400-2483.5	min 500 kHz
5725-5850	min 500 kHz

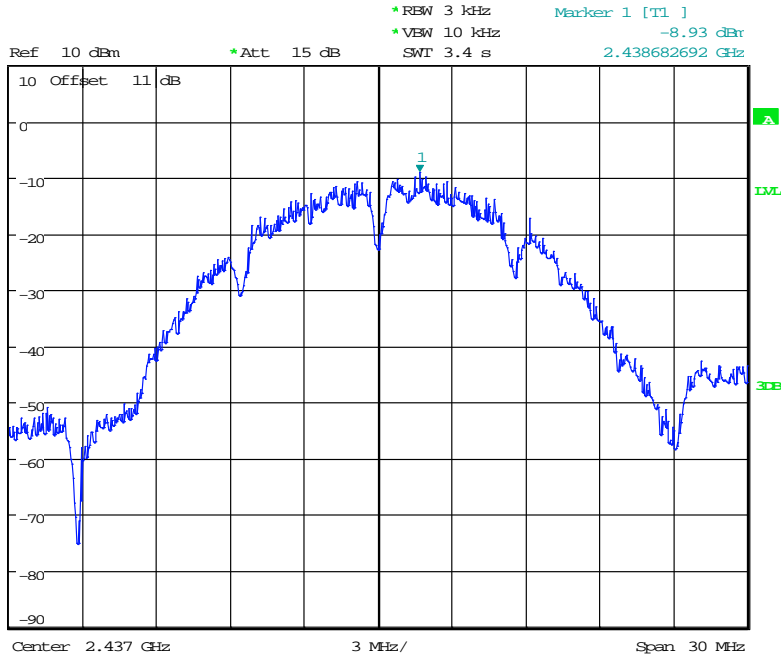
Test equipment used: ETSTW-RE 055, ETSTW-RE 050



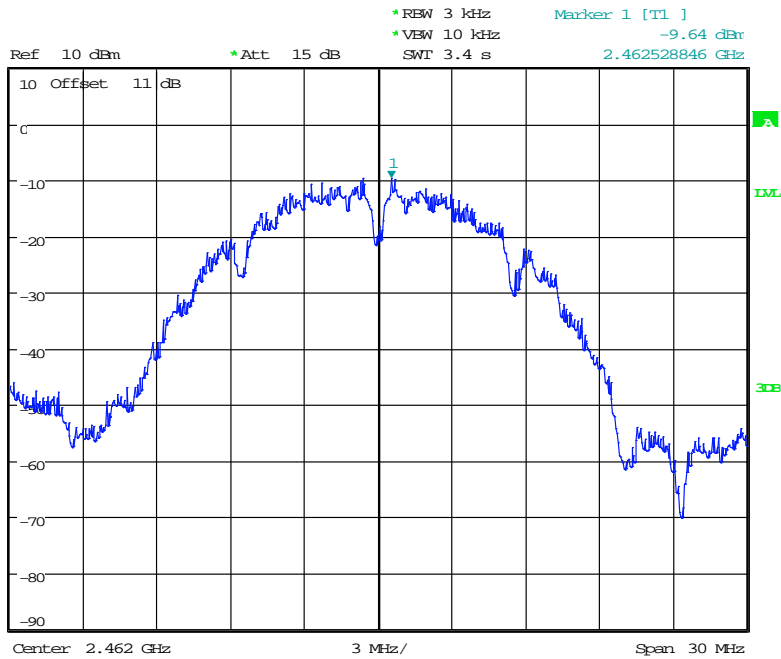


# Worldwide Testing Services(Taiwan) Co., Ltd.


Registration number: W6M21903-18898-C-1  
FCC ID: 2AS9ODPG37B



POWER DENSITY 802.11B CH06  
Date: 7.MAY.2019 11:14:37



POWER DENSITY 802.11B CH11  
Date: 7.MAY.2019 11:15:21

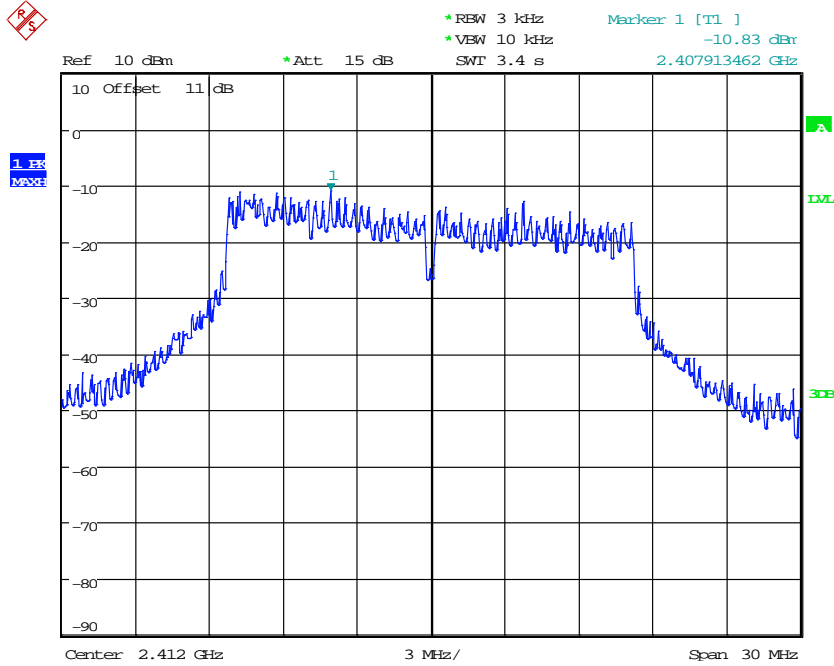


# Worldwide Testing Services(Taiwan) Co., Ltd.

Registration number: W6M21903-18898-C-1

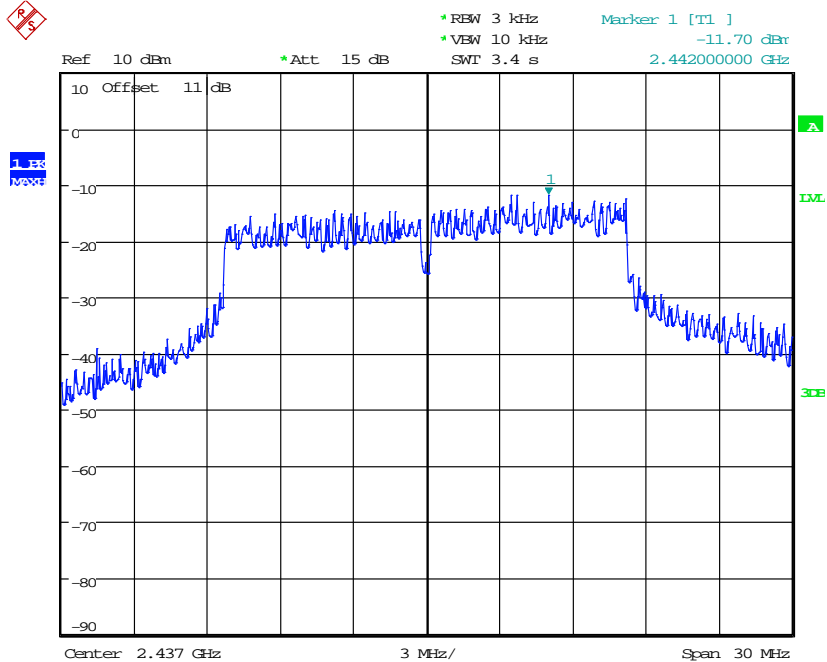
FCC ID: 2AS9ODPG37B

Mode B




POWER DENSITY 802.11G CH01

Date: 7.MAY.2019 11:25:34

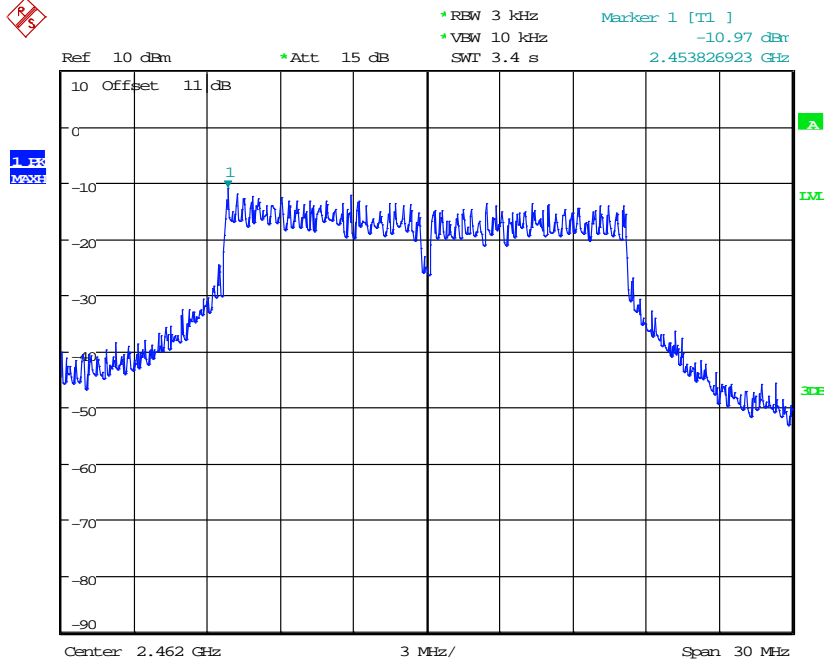


POWER DENSITY 802.11G CH06

Date: 7.MAY.2019 11:28:08

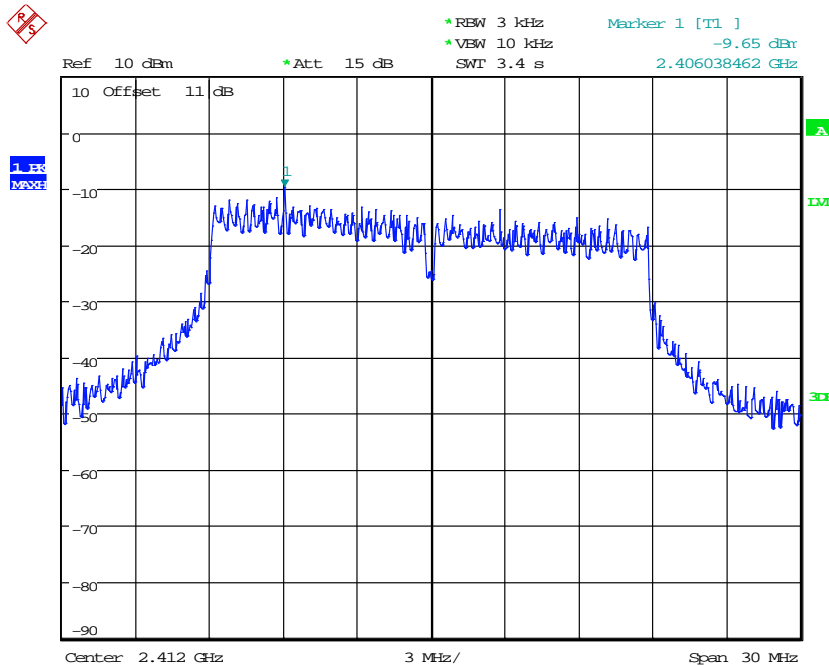


Registration number: W6M21903-18898-C-1  
FCC ID: 2AS9ODPG37B




POWER DENSITY 802.11G CH11  
Date: 7.MAY.2019 11:28:45

## Mode C

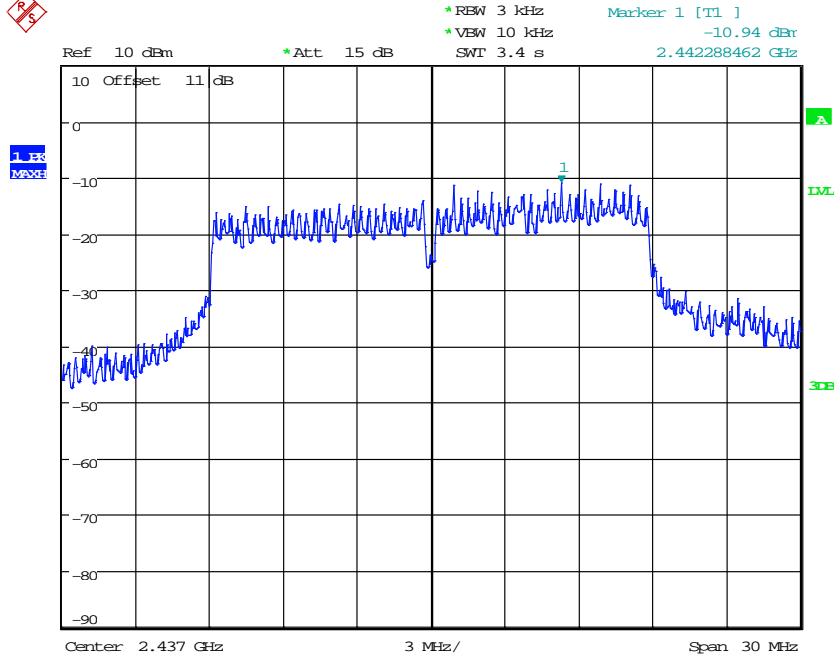


POWER DENSITY 802.11N 20MHZ CH1  
Date: 7.MAY.2019 11:29:33

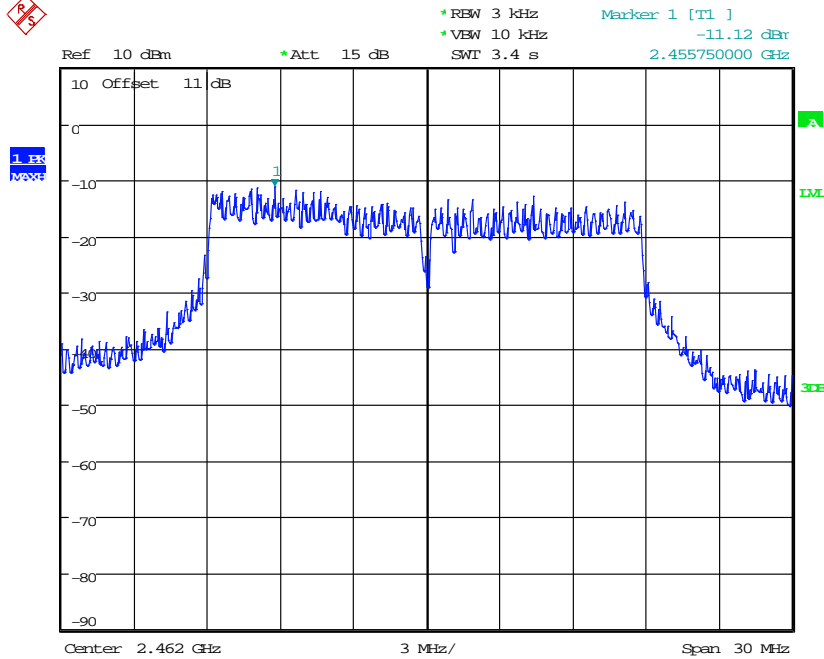





Registration number: W6M21903-18898-C-1  
FCC ID: 2AS9ODPG37B



POWER DENSITY 802.11N 20MHZ CH6  
Date: 7.MAY.2019 11:30:50



POWER DENSITY 802.11N 20MHZ CH11  
Date: 7.MAY.2019 11:31:30

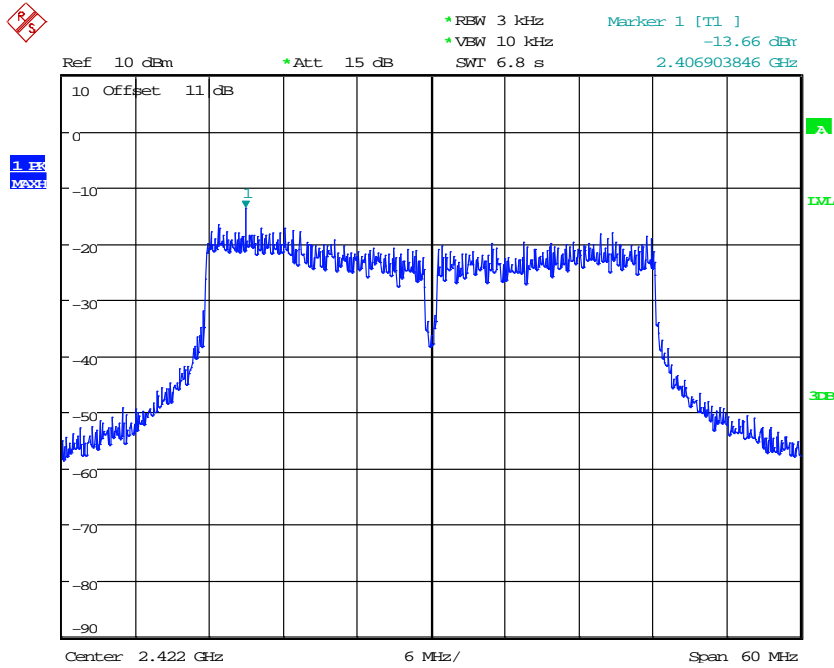


# Worldwide Testing Services(Taiwan) Co., Ltd.

Registration number: W6M21903-18898-C-1

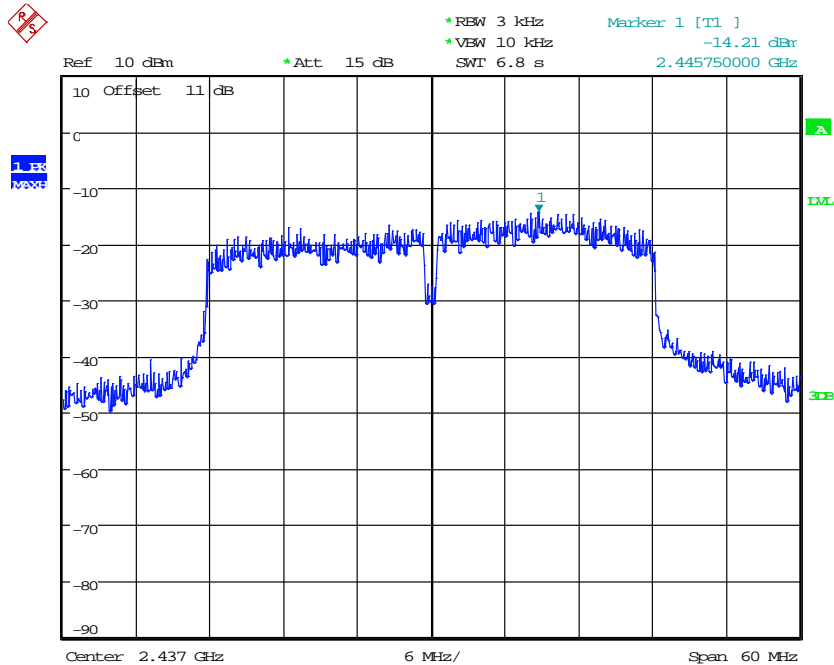
FCC ID: 2AS9ODPG37B

Mode D




POWER DENSITY 802.11N 40MHZ CH1

Date: 7.MAY.2019 13:51:23

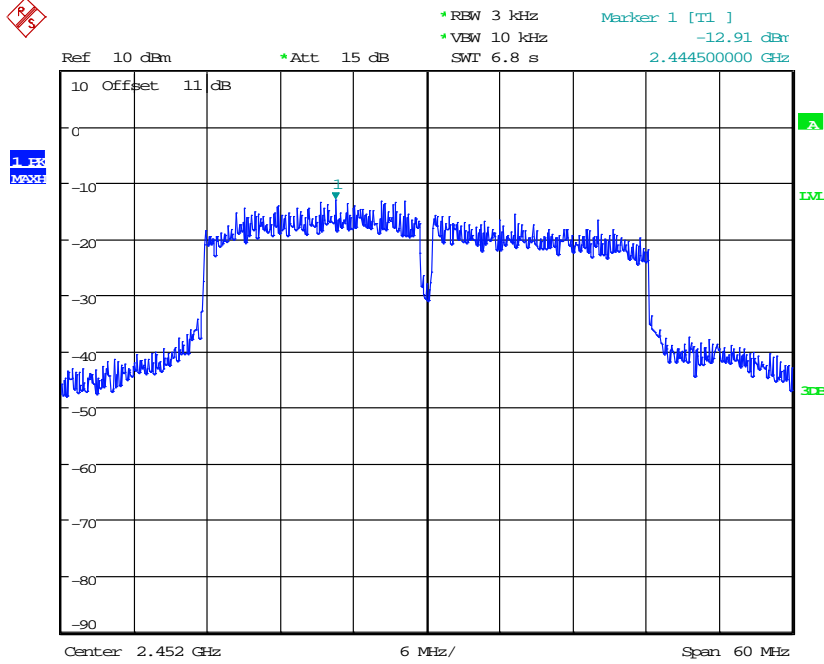


POWER DENSITY 802.11N 40MHZ CH4

Date: 7.MAY.2019 11:35:56



Registration number: W6M21903-18898-C-1  
 FCC ID: 2AS9ODPG37B




POWER DENSITY 802.11N 40MHZ CH7  
 Date: 7.MAY.2019 11:36:44

**Limits:**

Frequency Range MHz	dBm
902-928	8
2400-2483.5	8
5725-5850	8

Test equipment used: ETSTW-RE 055, ETSTW-RE 050



Registration number: W6M21903-18898-C-1  
 FCC ID: 2AS9ODPG37B

**3.9 Radiated Emission from Digital Part**

Model: DPG37B Date: --  
 Mode: -- Temperature: -- °C Engineer: --  
 Polarization: Horizontal Humidity: -- %


Frequency (MHz)	Reading (dBuV)	Detector	Factor (dB)	Result (dBuV/m)	Limit (dBuV/m)	Margin (dB)	Table Degree (Deg.)	Ant. High (cm)
--	--	--	--	--	--	--	--	--
--	--	--	--	--	--	--	--	--

Polarization: Vertical

Frequency (MHz)	Reading (dBuV)	Detector	Factor (dB)	Result (dBuV/m)	Limit (dBuV/m)	Margin (dB)	Table Degree (Deg.)	Ant. High (cm)
--	--	--	--	--	--	--	--	--
--	--	--	--	--	--	--	--	--

- Note**
- 1. Correction Factor = Antenna factor + Cable loss - Preamplifier**
  - 2. The formula of measured value as: Test Result = Reading + Correction Factor**
  - 3. Detector function in the form : PK = Peak, QP = Quasi Peak, AV = Average**
  - 4. All not in the table noted test results are more than 20 dB below the relevant limits.**
  - 5. Please refer to the test report number: W6M21903-18898-P-15B.**

Test equipment used: ETSTW-RE 004, ETSTW-RE 030, ETSTW-RE 062, ETSTW-RE 142, ETSTW-RE 147, ETSTW-RE 088, ETSTW-RE 018



Registration number: W6M21903-18898-C-1

FCC ID: 2AS9ODPG37B

### 3.10 Power Line Conducted Emission

Model: DPG37B Date: --  
 Mode: -- Temperature: -- °C Engineer: --  
 Polarization: N Humidity: -- %

Frequency (MHz)	Reading (dBuV)		Factor (dB) Corr.	Result (dBuV)		Limit (dBuV)		Margin (dB)
	QP	Ave.		QP	Ave.	QP	Ave.	
--	--	--	--	--	--	--	--	--
--	--	--	--	--	--	--	--	--

Polarization: L1

Frequency (MHz)	Reading (dBuV)		Factor (dB) Corr.	Result (dBuV)		Limit (dBuV)		Margin (dB)
	QP	Ave.		QP	Ave.	QP	Ave.	
--	--	--	--	--	--	--	--	--
--	--	--	--	--	--	--	--	--

For an intentional radiator which is designed to be connected to the public utility (AC) power line, the radio frequency voltage that is conducted back onto the AC line on any frequency or frequencies within the band 150 kHz to 30 MHz shall not exceed the limits in the table bellows with this provision shall be based on the measurement of the radio frequency voltage between each power line and ground at the power terminals.


This measurement was transact first with instrumentation using an average and peak detector and a 10 kHz bandwidth. If the peak detector achieves a calculated level, the measurement is repeated by an instrumentation using a quasi-peak detector.

- Note:**
1. The formula of measured value as: **Test Result = Reading + Correction Factor**
  2. **The Correction Factor = Cable Loss + LISN Insertion Loss + Pulse Limit Loss**
  3. **Detector function in the form : PK = Peak, QP = Quasi Peak, AV = Average**
  4. **All not in the table noted test results are more than 20 dB below the relevant limits.**
  5. **The test is not required because the EUT was powered by DC power.**

#### Limits:

Frequency of Emission (MHz)	Conducted Limit (dBuV)	
	Quasi Peak	Average
0.15-0.5	66 to 56	56 to 46
0.5-5	56	46
5-30	60	50

Test equipment used: ETSTW-CE 001, ETSTW-CE 016, ETSTW-CE 028.



Registration number: W6M21903-18898-C-1  
FCC ID: 2AS9ODPG37B

## **Appendix**

### **Measurement diagrams**

Spurious Emissions radiated



Radiated Emission Measurement

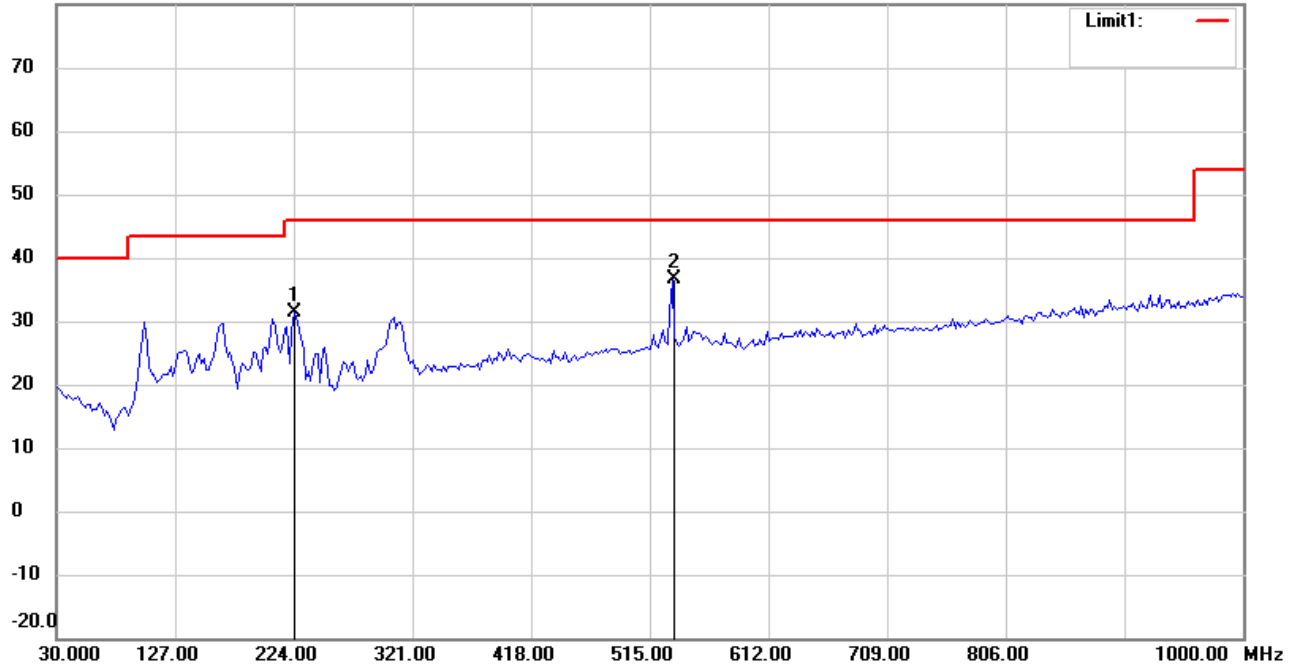
Operator: Sky

File :WIFI 2  
 80.0 dBuV/m

Data :#1

Date: 5/7/2019  
 Time: 10:15:24 PM

Temperature:19.1 °C  
 Humidity:73.9 %



Site : Chamber

Condition : FCC\_part 15 RE-Class C\_30-1000MHz

EUT : W6M21903-18898

M/N:

Test Mode : TX 802.11b CH1

Note :

Polarization: *Horizontal*

Power : 24 Vd.c.

Distance: 3m

Mk.	Frequency (MHz)	Reading (dBuV)	Detector	Corr. factor (dB/m)	Result (dBuV/m)	Limit (dBuV/m)	Ant.Pos (cm)	Tab.Pos (deg.)	Margin (dB)	Comment
	224.3888	40.49	peak	-9.11	31.38	46.00	100	230	-14.62	
*	533.4670	38.19	peak	-1.48	36.71	46.00	100	110	-9.29	



Radiated Emission Measurement

Operator: Sky

File :WIFI 2

Data :#2

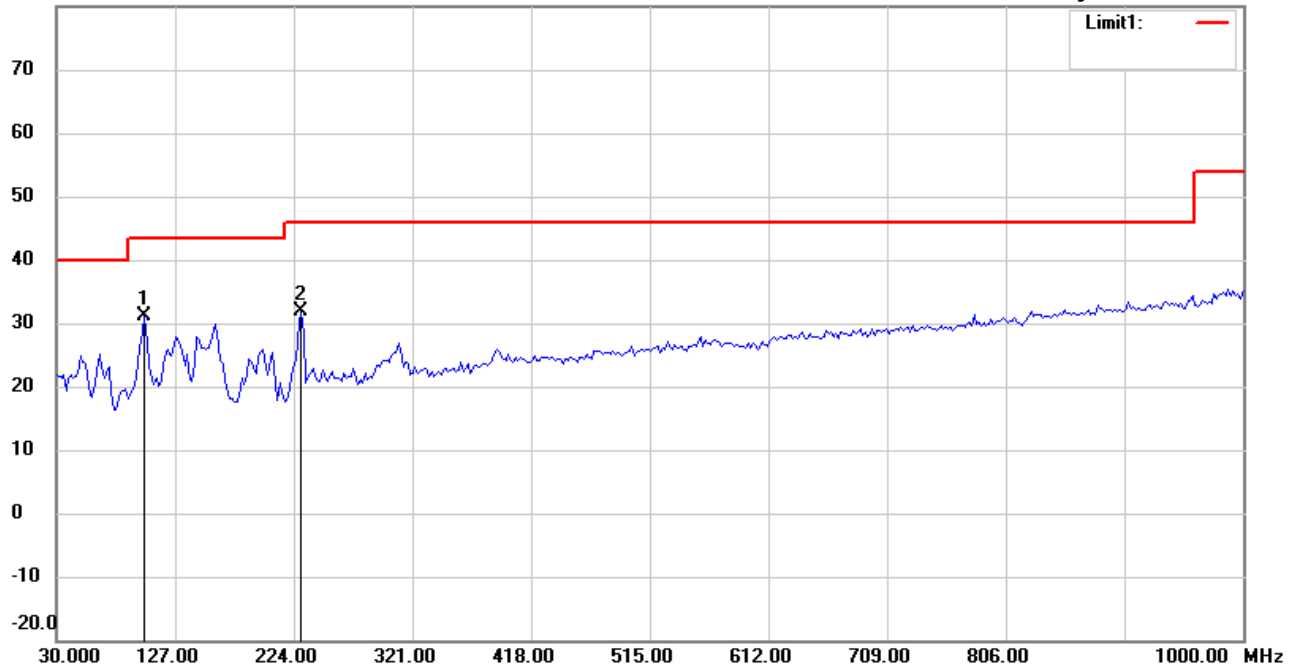
Date: 5/7/2019

Temperature:19.1 °C

80.0 dBuV/m

Time: 10:22:24 PM

Humidity:73.9 %



Site : Chamber

Condition : FCC\_part 15 RE-Class C\_30-1000MHz

Polarization: **Vertical**

EUT : W6M21903-18898

Power : 24 Vd.c.

M/N:

Distance: 3m

Test Mode : TX 802.11b CH1

Note :

Mk.	Frequency (MHz)	Reading (dBuV)	Detector	Corr. factor (dB/m)	Result (dBuV/m)	Limit (dBuV/m)	Ant.Pos (cm)	Tab.Pos (deg.)	Margin (dB)	Comment
*	101.9238	40.43	peak	-9.41	31.02	43.50	100	255	-12.48	
	230.2204	40.31	peak	-8.43	31.88	46.00	100	65	-14.12	





Address:6F.,No.58,Ln 188,Ruey Kuang Rd,Neihu,Taipei  
 Tel:+886-2-6606-8877  
 Fax:+886-2-6606-8879

Radiated Emission Measurement

Operator: Vincent

File :3

Data :#1

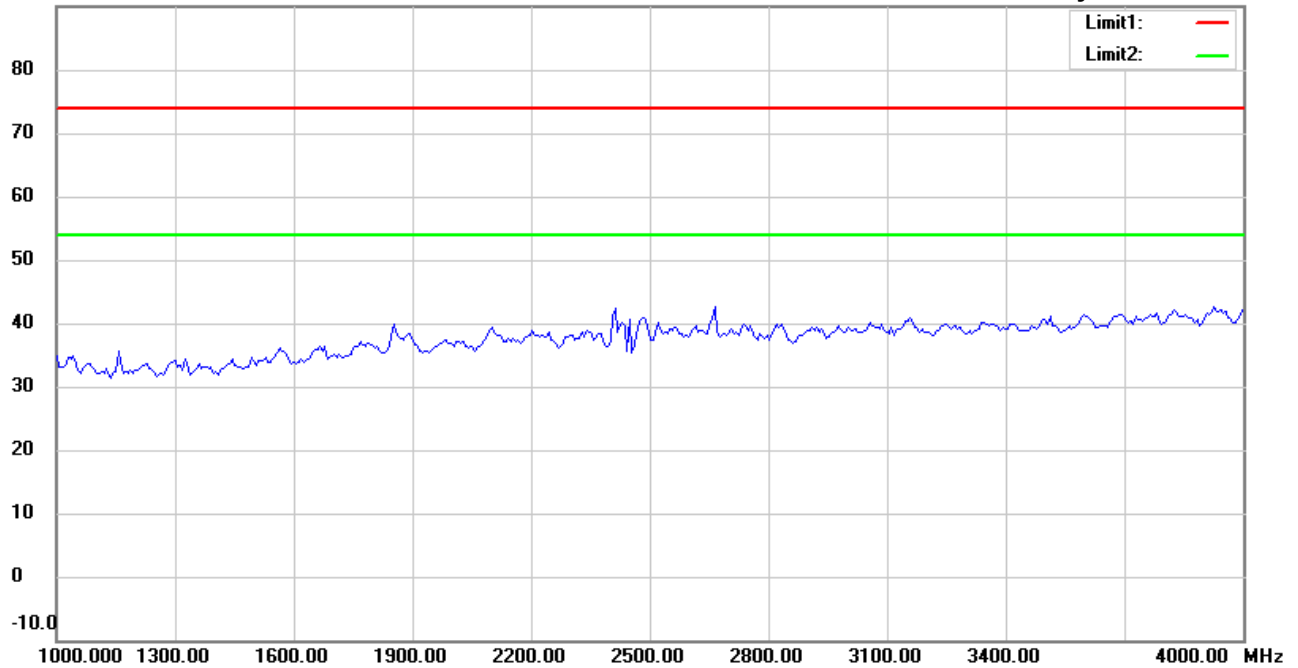
Date: 4/30/2019

Temperature:27.1 °C

90.0 dBuV/m

Time: 7:50:59 PM

Humidity:67.3 %



Site : Chamber

Condition : FCC\_part 15 RE-Class C\_Above 1GHz\_PK

Polarization: *Horizontal*

EUT : W6M21903-18898

Power : 24 Vd.c.

M/N:

Distance: 3m

Test Mode : TX 802.11b CH1

Note :

Mk.	Frequency (MHz)	Reading (dBuV)	Detector	Corr. factor (dB/m)	Result (dBuV/m)	Limit (dBuV/m)	Ant.Pos (cm)	Tab.Pos (deg.)	Margin (dB)	Comment
-----	-----------------	----------------	----------	---------------------	-----------------	----------------	--------------	----------------	-------------	---------

\*:Maximum data    x:Over limit    !:over margin



Address:6F.,No.58,Ln 188,Ruey Kuang Rd,Neihu,Taipei  
 Tel:+886-2-6606-8877  
 Fax:+886-2-6606-8879

Radiated Emission Measurement

Operator: Vincent

File :3

Data :#6

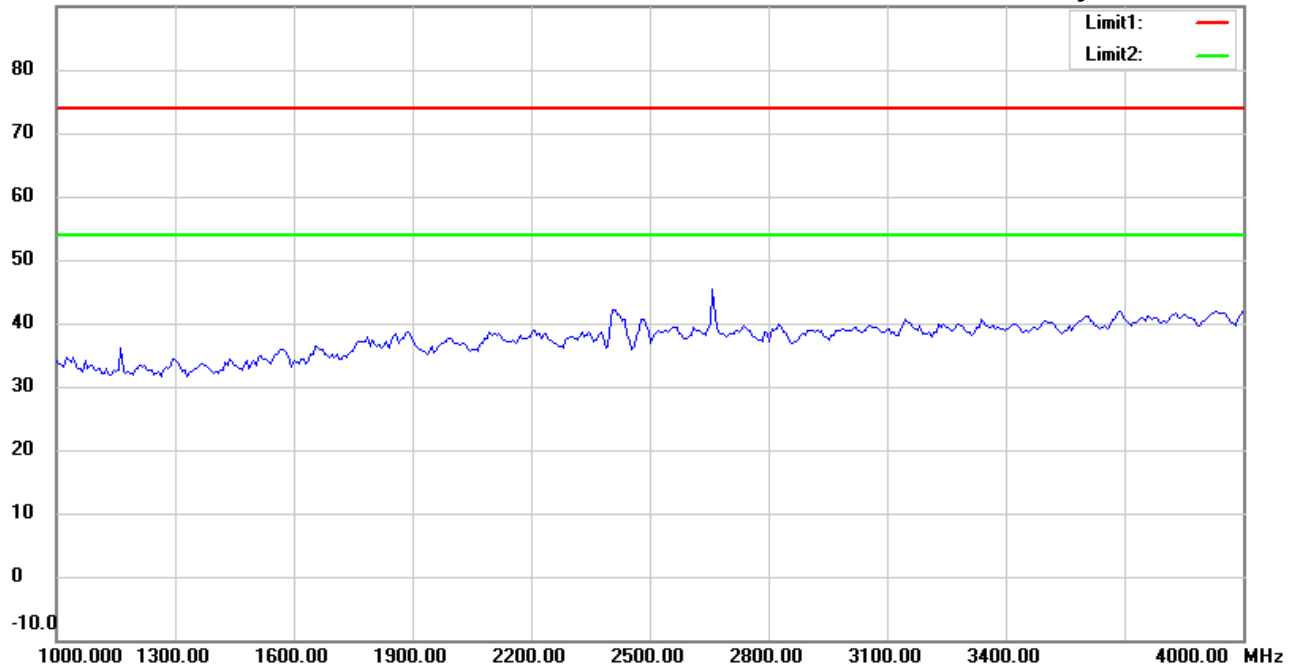
Date: 4/30/2019

Temperature:27.1 °C

90.0 dBuV/m

Time: 7:54:30 PM

Humidity:67.3 %



Site : Chamber

Condition : FCC\_part 15 RE-Class C\_Above 1GHz\_PK

Polarization: *Vertical*

EUT : W6M21903-18898

Power : 24 Vd.c.

M/N:

Distance: 3m

Test Mode : TX 802.11b CH1

Note :

Mk.	Frequency (MHz)	Reading (dBuV)	Detector	Corr. factor (dB/m)	Result (dBuV/m)	Limit (dBuV/m)	Ant.Pos (cm)	Tab.Pos (deg.)	Margin (dB)	Comment
-----	-----------------	----------------	----------	---------------------	-----------------	----------------	--------------	----------------	-------------	---------

\*:Maximum data    x:Over limit    !:over margin



Radiated Emission Measurement

Operator: Vincent

File :3

Data :#2

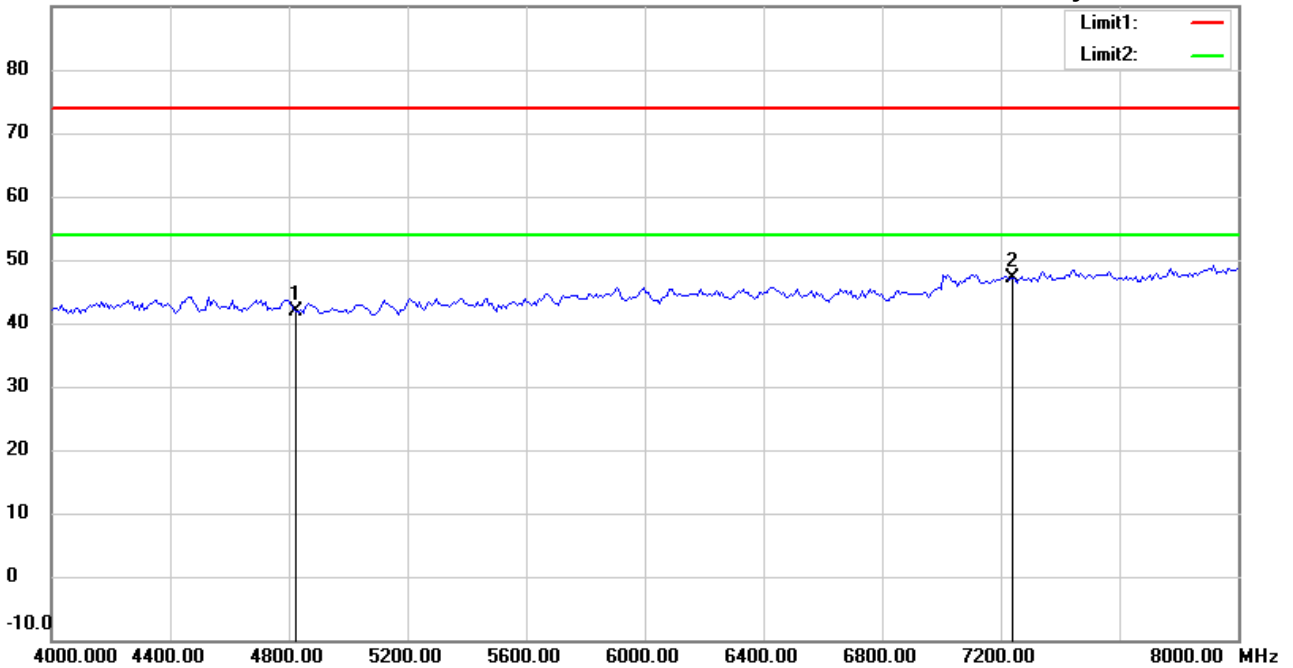
Date: 4/30/2019

Temperature:27.1 °C

90.0 dBuV/m

Time: 7:52:00 PM

Humidity:67.3 %



Site : Chamber

Condition : FCC\_part 15 RE-Class C\_Above 1GHz\_PK

Polarization: *Horizontal*

EUT : W6M21903-18898

Power : 24 Vd.c.

M/N:

Distance: 3m

Test Mode : TX 802.11b CH1

Note :

Mk.	Frequency (MHz)	Reading (dBuV)	Detector	Corr. factor (dB/m)	Result (dBuV/m)	Limit (dBuV/m)	Ant.Pos (cm)	Tab.Pos (deg.)	Margin (dB)	Comment
	4824.000	41.24	peak	0.73	41.97	74.00	150	60	-32.03	
*	7236.000	41.72	peak	5.42	47.14	74.00	150	135	-26.86	



Radiated Emission Measurement

Operator: Vincent

File :3

Data :#7

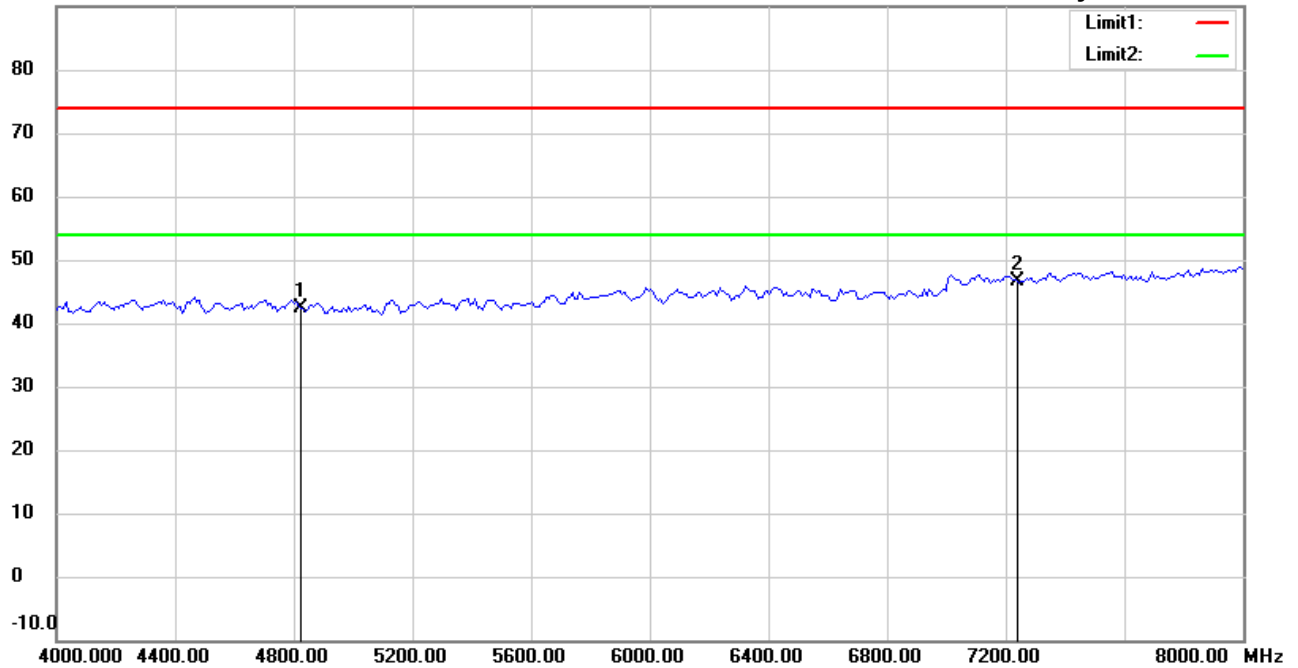
Date: 4/30/2019

Temperature:27.1 °C

90.0 dBuV/m

Time: 7:55:31 PM

Humidity:67.3 %



Site : Chamber

Condition : FCC\_part 15 RE-Class C\_Above 1GHz\_PK

Polarization: **Vertical**

EUT : W6M21903-18898

Power : 24 Vd.c.

M/N:

Distance: 3m

Test Mode : TX 802.11b CH1

Note :

Mk.	Frequency (MHz)	Reading (dBuV)	Detector	Corr. factor (dB/m)	Result (dBuV/m)	Limit (dBuV/m)	Ant.Pos (cm)	Tab.Pos (deg.)	Margin (dB)	Comment
	4824.000	41.76	peak	0.73	42.49	74.00	150	115	-31.51	
*	7236.000	41.18	peak	5.42	46.60	74.00	150	205	-27.40	



Radiated Emission Measurement

Operator: Vincent

File :3

Data :#3

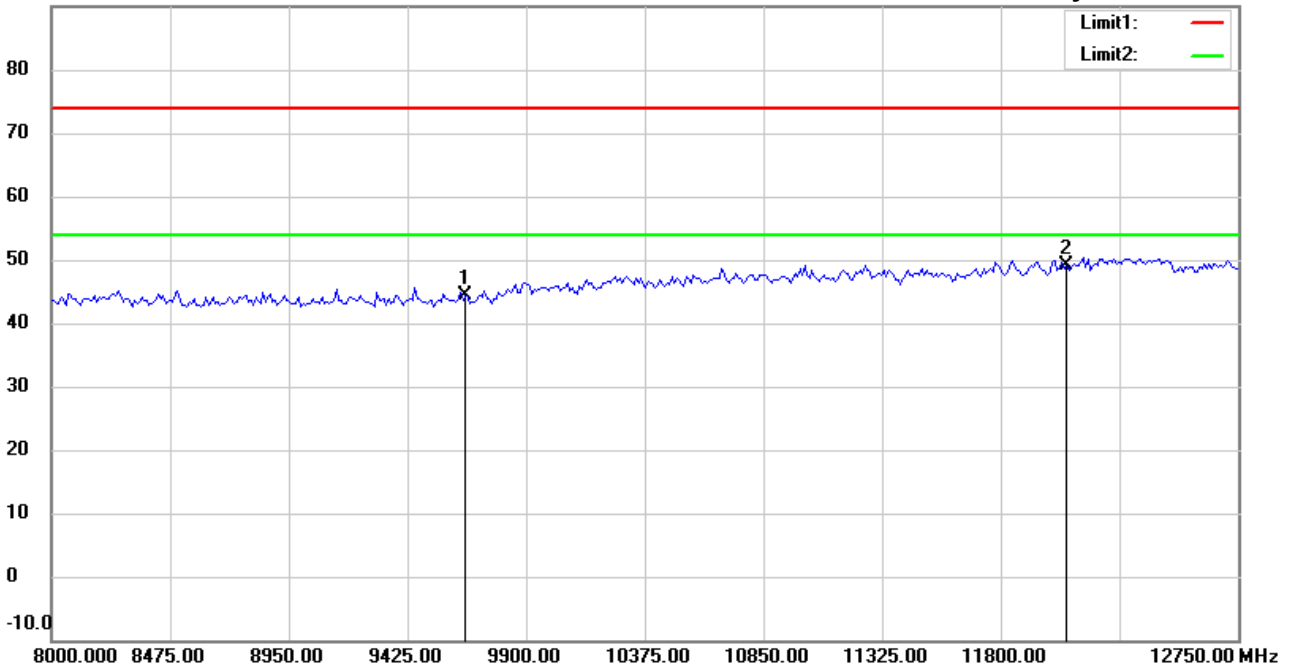
Date: 4/30/2019

Temperature:27.1 °C

90.0 dBuV/m

Time: 7:53:06 PM

Humidity:67.3 %



Site : Chamber

Condition : FCC\_part 15 RE-Class C\_Above 1GHz\_PK

Polarization: *Horizontal*

EUT : W6M21903-18898

Power : 24 Vd.c.

M/N:

Distance: 3m

Test Mode : TX 802.11b CH1

Note :

Mk.	Frequency (MHz)	Reading (dBuV)	Detector	Corr. factor (dB/m)	Result (dBuV/m)	Limit (dBuV/m)	Ant.Pos (cm)	Tab.Pos (deg.)	Margin (dB)	Comment
	9648.000	36.13	peak	8.28	44.41	74.00	150	60	-29.59	
*	12060.000	34.99	peak	14.17	49.16	74.00	150	305	-24.84	



Radiated Emission Measurement

Operator: Vincent

File :3

Data :#8

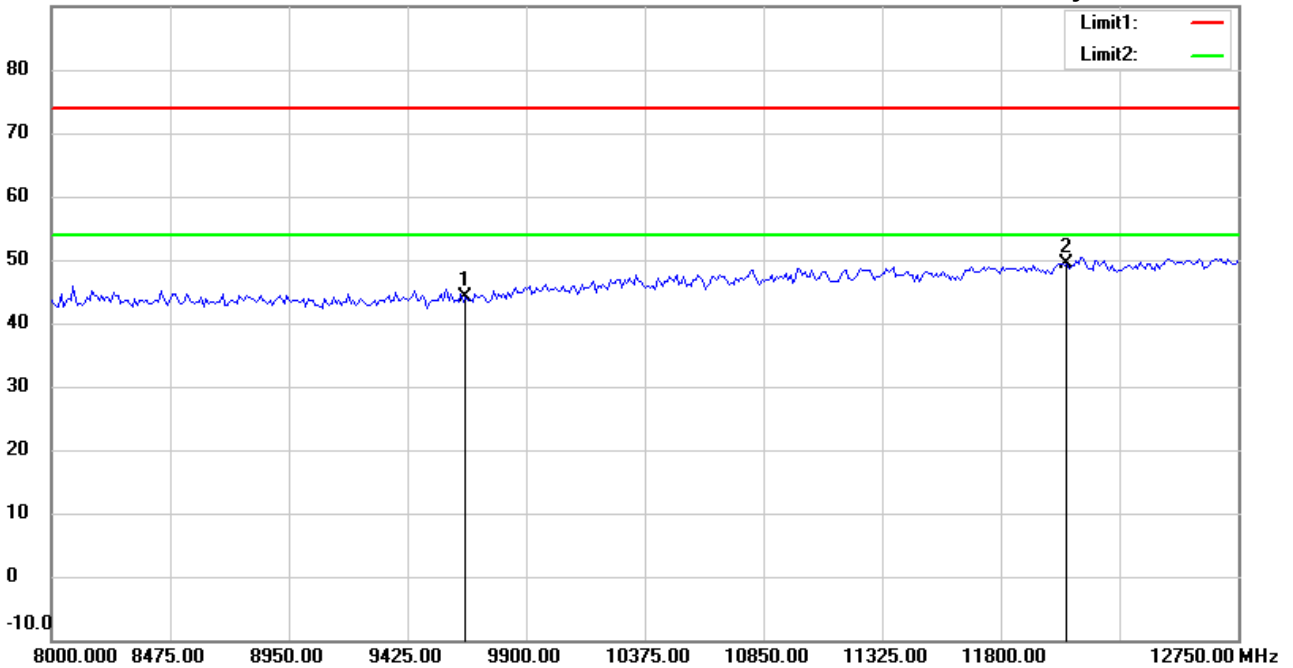
Date: 4/30/2019

Temperature:27.1 °C

90.0 dBuV/m

Time: 7:56:30 PM

Humidity:67.3 %



Site : Chamber

Condition : FCC\_part 15 RE-Class C\_Above 1GHz\_PK

Polarization: *Vertical*

EUT : W6M21903-18898

Power : 24 Vd.c.

M/N:

Distance: 3m

Test Mode : TX 802.11b CH1

Note :

Mk.	Frequency (MHz)	Reading (dBuV)	Detector	Corr. factor (dB/m)	Result (dBuV/m)	Limit (dBuV/m)	Ant.Pos (cm)	Tab.Pos (deg.)	Margin (dB)	Comment
	9648.000	35.93	peak	8.28	44.21	74.00	150	315	-29.79	
*	12060.000	35.09	peak	14.17	49.26	74.00	150	240	-24.74	



Address:6F.,No.58,Ln 188,Ruey Kuang Rd,Neihu,Taipei  
 Tel:+886-2-6606-8877  
 Fax:+886-2-6606-8879

Radiated Emission Measurement

Operator: Vincent

File :3

Data :#4

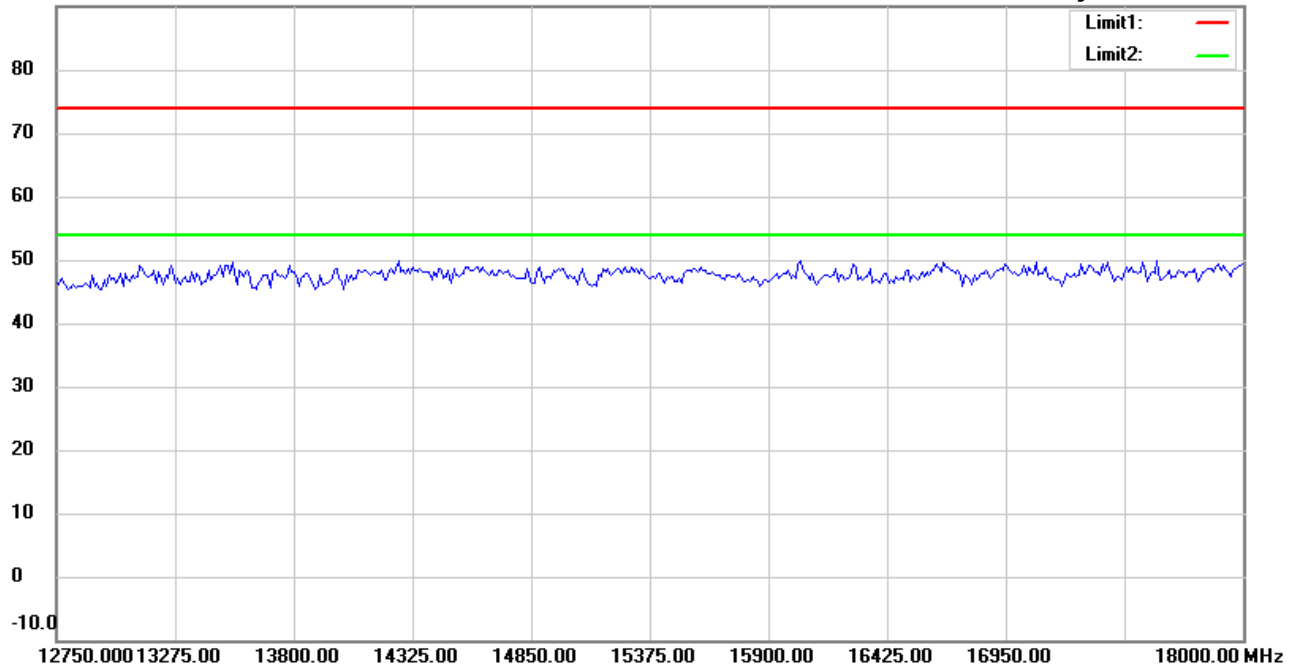
Date: 4/30/2019

Temperature:27.1 °C

90.0 dBuV/m

Time: 7:53:20 PM

Humidity:67.3 %



Site : Chamber

Condition : FCC\_part 15 RE-Class C\_Above 1GHz\_PK

Polarization: *Horizontal*

EUT : W6M21903-18898

Power : 24 Vd.c.

M/N:

Distance: 3m

Test Mode : TX 802.11b CH1

Note :

Mk.	Frequency (MHz)	Reading (dBuV)	Detector	Corr. factor (dB/m)	Result (dBuV/m)	Limit (dBuV/m)	Ant.Pos (cm)	Tab.Pos (deg.)	Margin (dB)	Comment
-----	-----------------	----------------	----------	---------------------	-----------------	----------------	--------------	----------------	-------------	---------

\*:Maximum data    x:Over limit    !:over margin



Address:6F.,No.58,Ln 188,Ruey Kuang Rd,Neihu,Taipei  
 Tel:+886-2-6606-8877  
 Fax:+886-2-6606-8879

**Radiated Emission Measurement**

Operator: Vincent

File :3

Data :#9

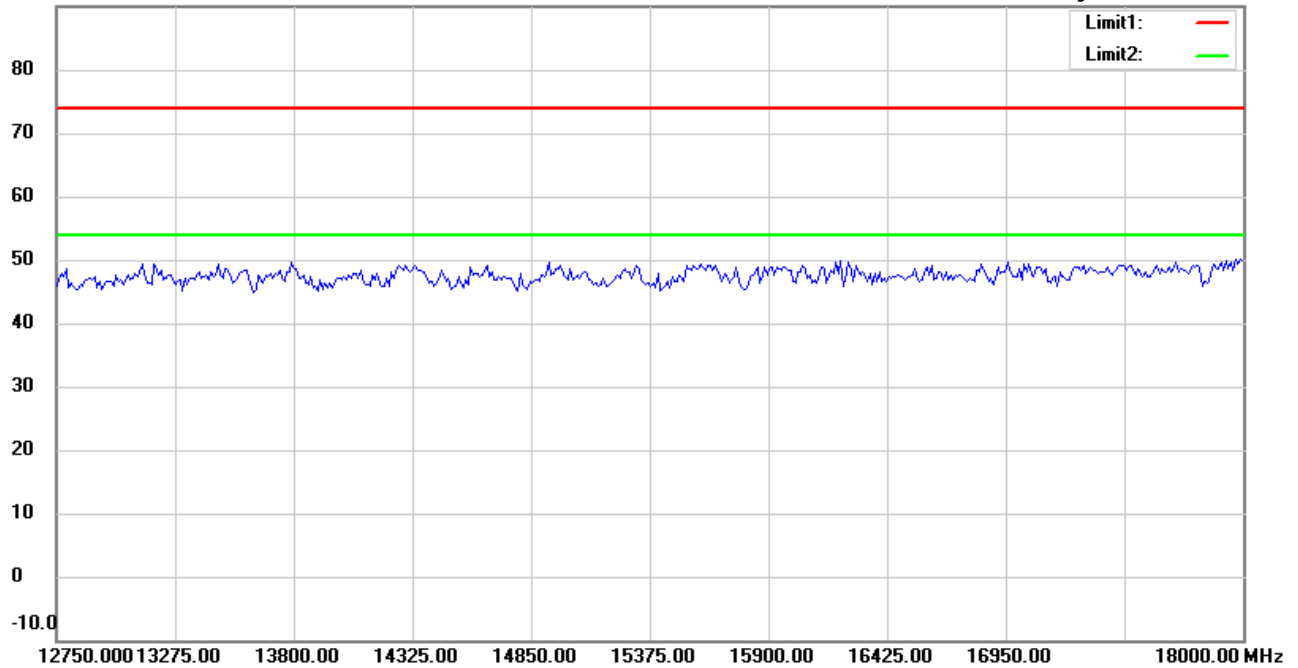
Date: 4/30/2019

Temperature:27.1 °C

90.0 dBuV/m

Time: 7:56:44 PM

Humidity:67.3 %



Site : Chamber

Condition : FCC\_part 15 RE-Class C\_Above 1GHz\_PK

Polarization: **Vertical**

EUT : W6M21903-18898

Power : 24 Vd.c.

M/N:

Distance: 3m

Test Mode : TX 802.11b CH1

Note :

Mk.	Frequency (MHz)	Reading (dBuV)	Detector	Corr. factor (dB/m)	Result (dBuV/m)	Limit (dBuV/m)	Ant.Pos (cm)	Tab.Pos (deg.)	Margin (dB)	Comment
-----	-----------------	----------------	----------	---------------------	-----------------	----------------	--------------	----------------	-------------	---------

\*:Maximum data    x:Over limit    !:over margin





Address:6F.,No.58,Ln 188,Ruey Kuang Rd,Neihu,Taipei  
 Tel:+886-2-6606-8877  
 Fax:+886-2-6606-8879

Radiated Emission Measurement

Operator: Vincent

File :3

Data :#5

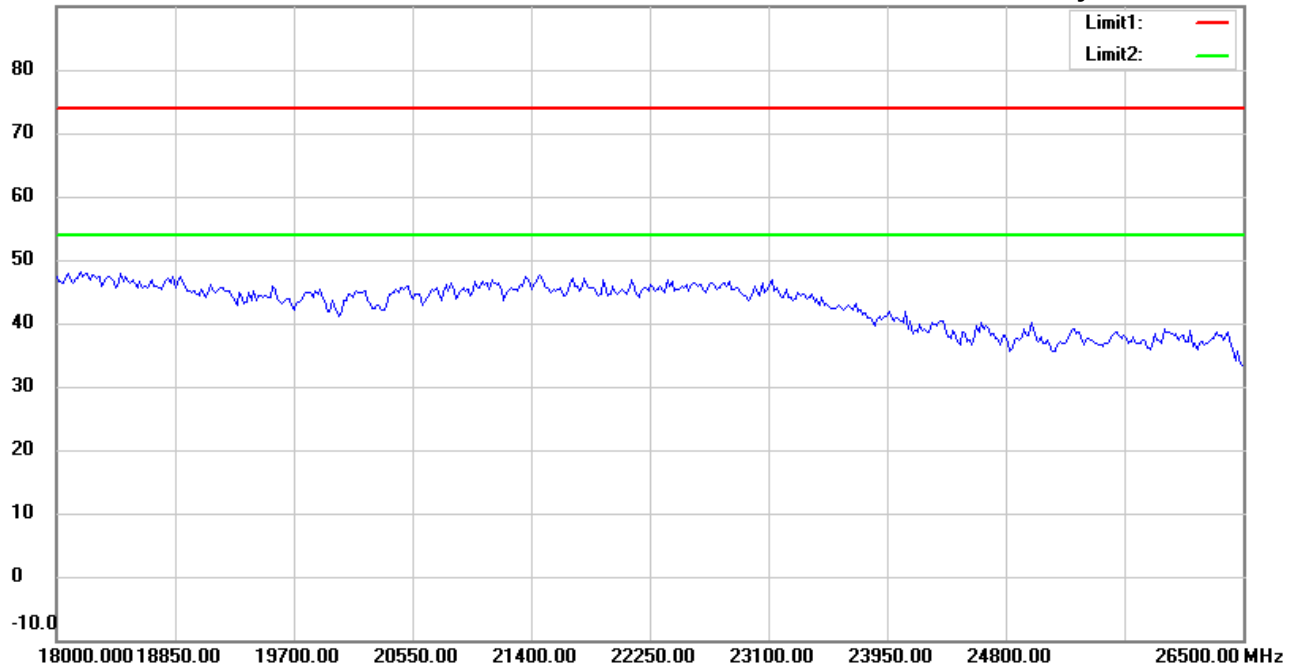
Date: 4/30/2019

Temperature:27.1 °C

90.0 dBuV/m

Time: 7:53:30 PM

Humidity:67.3 %



Site : Chamber

Condition : FCC\_part 15 RE-Class C\_Above 1GHz\_PK

Polarization: *Horizontal*

EUT : W6M21903-18898

Power : 24 Vd.c.

M/N:

Distance: 3m

Test Mode : TX 802.11b CH1

Note :

Mk.	Frequency (MHz)	Reading (dBuV)	Detector	Corr. factor (dB/m)	Result (dBuV/m)	Limit (dBuV/m)	Ant.Pos (cm)	Tab.Pos (deg.)	Margin (dB)	Comment
-----	-----------------	----------------	----------	---------------------	-----------------	----------------	--------------	----------------	-------------	---------

\*:Maximum data    x:Over limit    !:over margin



Address:6F.,No.58,Ln 188,Ruey Kuang Rd,Neihu,Taipei  
 Tel:+886-2-6606-8877  
 Fax:+886-2-6606-8879

Radiated Emission Measurement

Operator: Vincent

File :3

Data :#10

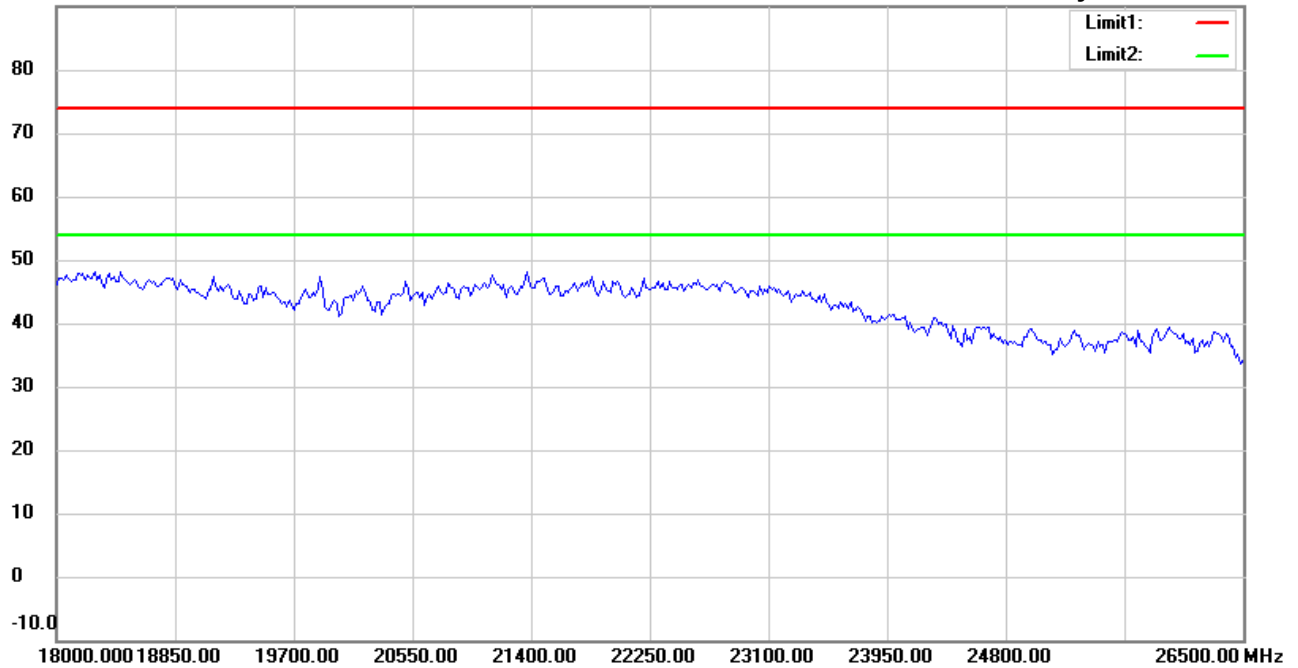
Date: 4/30/2019

Temperature:27.1 °C

90.0 dBuV/m

Time: 7:56:54 PM

Humidity:67.3 %



Site : Chamber

Condition : FCC\_part 15 RE-Class C\_Above 1GHz\_PK

Polarization: *Vertical*

EUT : W6M21903-18898

Power : 24 Vd.c.

M/N:

Distance: 3m

Test Mode : TX 802.11b CH1

Note :

Mk.	Frequency (MHz)	Reading (dBuV)	Detector	Corr. factor (dB/m)	Result (dBuV/m)	Limit (dBuV/m)	Ant.Pos (cm)	Tab.Pos (deg.)	Margin (dB)	Comment
-----	-----------------	----------------	----------	---------------------	-----------------	----------------	--------------	----------------	-------------	---------

\*:Maximum data    x:Over limit    !:over margin



Address:6F.,No.58,Ln 188,Ruey Kuang Rd,Neihu,Taipei  
 Tel:+886-2-6606-8877  
 Fax:+886-2-6606-8879

Radiated Emission Measurement

Operator: Vincent

File :3

Data :#1

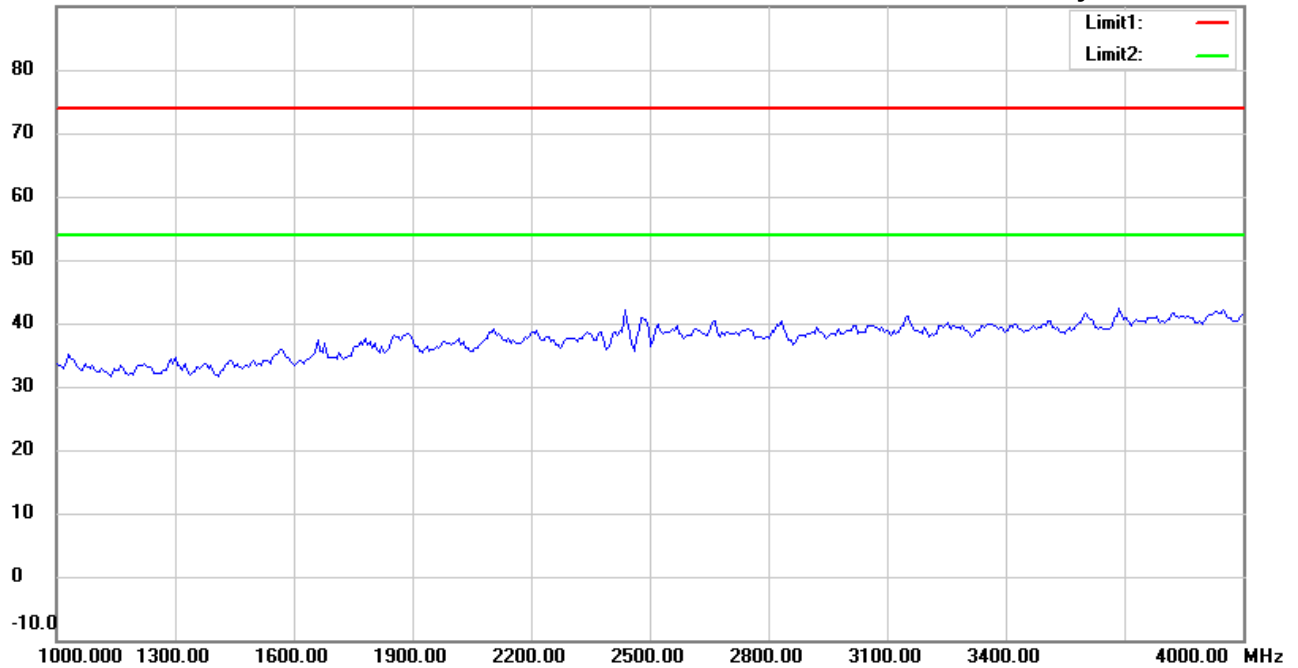
Date: 4/30/2019

Temperature:27.1 °C

90.0 dBuV/m

Time: 8:01:41 PM

Humidity:67.3 %



Site : Chamber

Condition : FCC\_part 15 RE-Class C\_Above 1GHz\_PK

Polarization: *Horizontal*

EUT : W6M21903-18898

Power : 24 Vd.c.

M/N:

Distance: 3m

Test Mode : TX 802.11b CH6

Note :

Mk.	Frequency (MHz)	Reading (dBuV)	Detector	Corr. factor (dB/m)	Result (dBuV/m)	Limit (dBuV/m)	Ant.Pos (cm)	Tab.Pos (deg.)	Margin (dB)	Comment
-----	-----------------	----------------	----------	---------------------	-----------------	----------------	--------------	----------------	-------------	---------

\*:Maximum data    x:Over limit    !:over margin



Address:6F.,No.58,Ln 188,Ruey Kuang Rd,Neihu,Taipei  
 Tel:+886-2-6606-8877  
 Fax:+886-2-6606-8879

**Radiated Emission Measurement**

Operator: Vincent

File :3

Data :#6

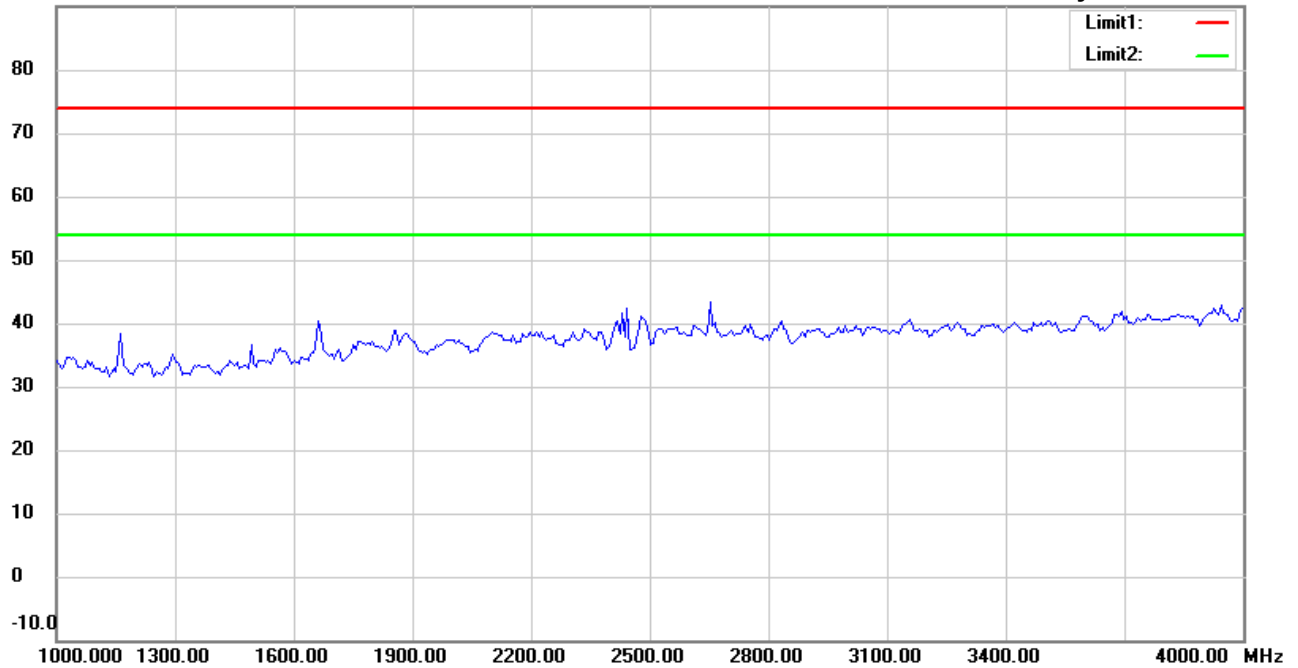
Date: 4/30/2019

Temperature:27.1 °C

90.0 dBuV/m

Time: 8:05:12 PM

Humidity:67.3 %



Site : Chamber

Condition : FCC\_part 15 RE-Class C\_Above 1GHz\_PK

Polarization: *Vertical*

EUT : W6M21903-18898

Power : 24 Vd.c.

M/N:

Distance: 3m

Test Mode : TX 802.11b CH6

Note :

Mk.	Frequency (MHz)	Reading (dBuV)	Detector	Corr. factor (dB/m)	Result (dBuV/m)	Limit (dBuV/m)	Ant.Pos (cm)	Tab.Pos (deg.)	Margin (dB)	Comment
-----	-----------------	----------------	----------	---------------------	-----------------	----------------	--------------	----------------	-------------	---------

\*:Maximum data    x:Over limit    !:over margin



Address:6F.,No.58,Ln 188,Ruey Kuang Rd,Neihu,Taipei  
 Tel:+886-2-6606-8877  
 Fax:+886-2-6606-8879

Radiated Emission Measurement

Operator: Vincent

File :3

Data :#2

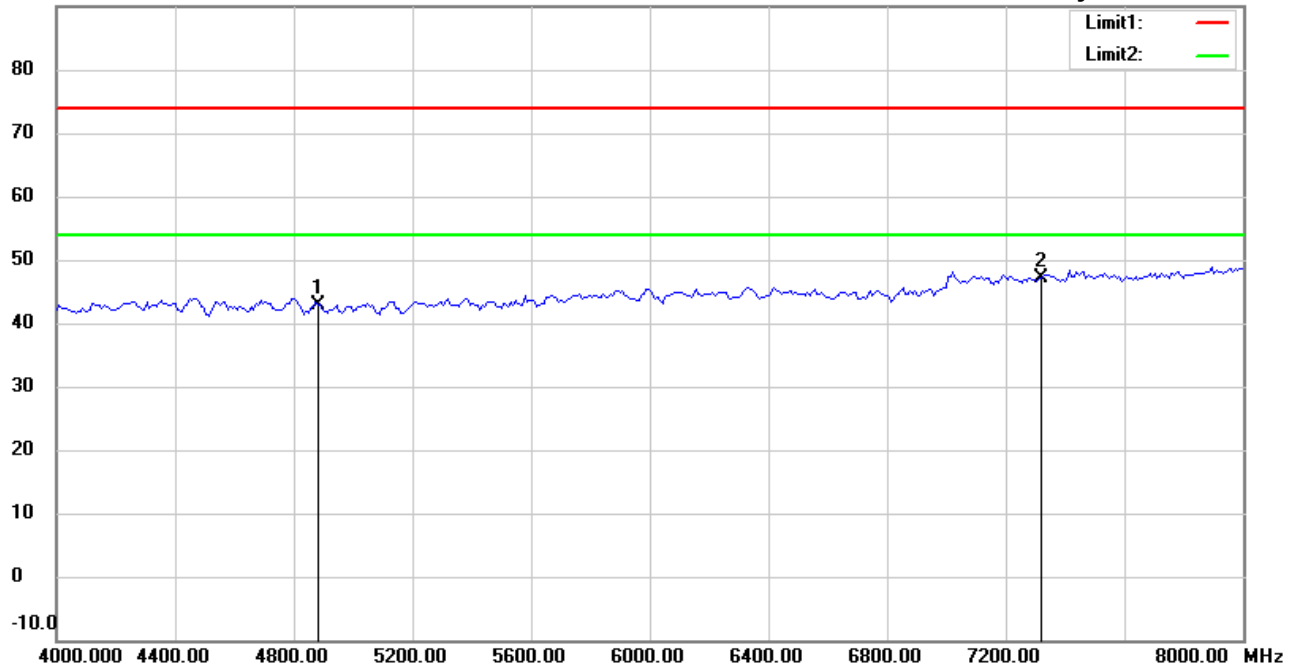
Date: 4/30/2019

Temperature:27.1 °C

90.0 dBuV/m

Time: 8:02:42 PM

Humidity:67.3 %



Site : Chamber

Condition : FCC\_part 15 RE-Class C\_Above 1GHz\_PK

Polarization: *Horizontal*

EUT : W6M21903-18898

Power : 24 Vd.c.

M/N:

Distance: 3m

Test Mode : TX 802.11b CH6

Note :

Mk.	Frequency (MHz)	Reading (dBuV)	Detector	Corr. factor (dB/m)	Result (dBuV/m)	Limit (dBuV/m)	Ant.Pos (cm)	Tab.Pos (deg.)	Margin (dB)	Comment
	4874.000	42.23	peak	0.69	42.92	74.00	150	65	-31.08	
*	7311.000	41.55	peak	5.57	47.12	74.00	150	120	-26.88	

\*:Maximum data    x:Over limit    !:over margin



Radiated Emission Measurement

Operator: Vincent

File :3

Data :#7

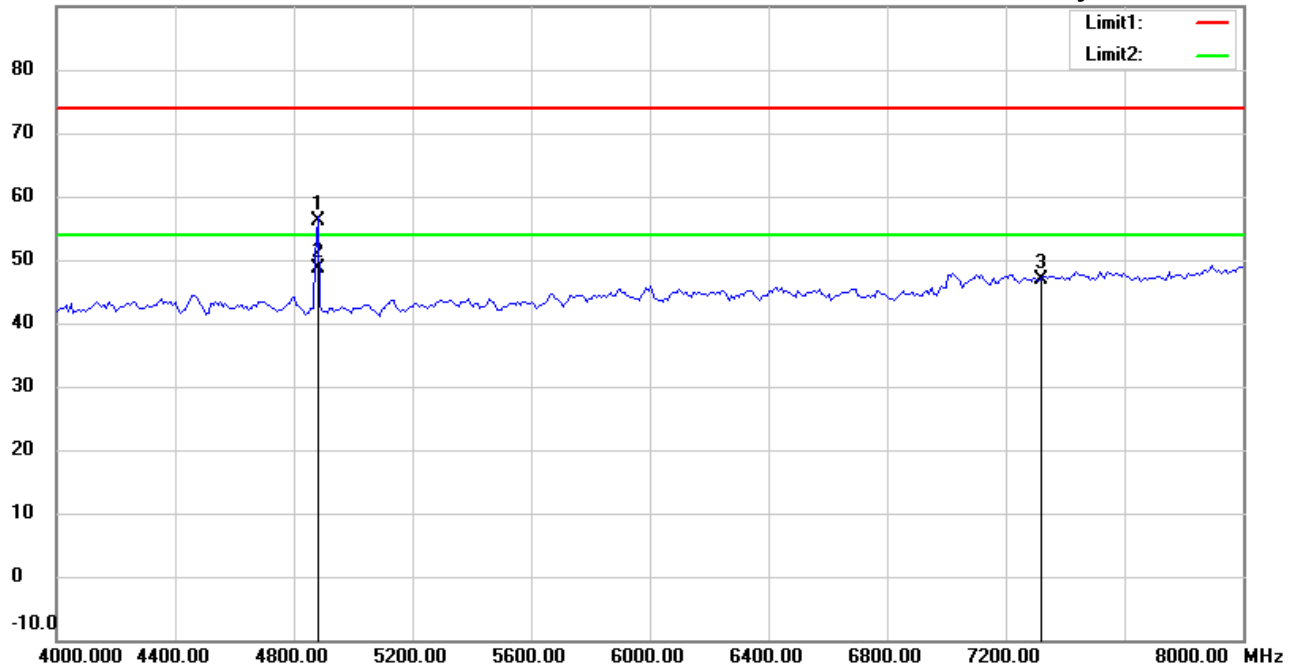
Date: 4/30/2019

Temperature:27.1 °C

90.0 dBuV/m

Time: 8:06:13 PM

Humidity:67.3 %



Site : Chamber

Condition : FCC\_part 15 RE-Class C\_Above 1GHz\_PK

Polarization: **Vertical**

EUT : W6M21903-18898

Power : 24 Vd.c.

M/N:

Distance: 3m

Test Mode : TX 802.11b CH6

Note :

Mk.	Frequency (MHz)	Reading (dBuV)	Detector	Corr. factor (dB/m)	Result (dBuV/m)	Limit (dBuV/m)	Ant.Pos (cm)	Tab.Pos (deg.)	Margin (dB)	Comment
	4873.973	55.45	peak	0.69	56.14	74.00	150	100	-17.86	
*	4873.973	47.94	AVG	0.69	48.63	54.00	150	100	-5.37	
	7311.000	41.37	peak	5.57	46.94	74.00	150	125	-27.06	



Address:6F.,No.58,Ln 188,Ruey Kuang Rd,Neihu,Taipei  
 Tel:+886-2-6606-8877  
 Fax:+886-2-6606-8879

Radiated Emission Measurement

Operator: Vincent

File :3

Data :#3

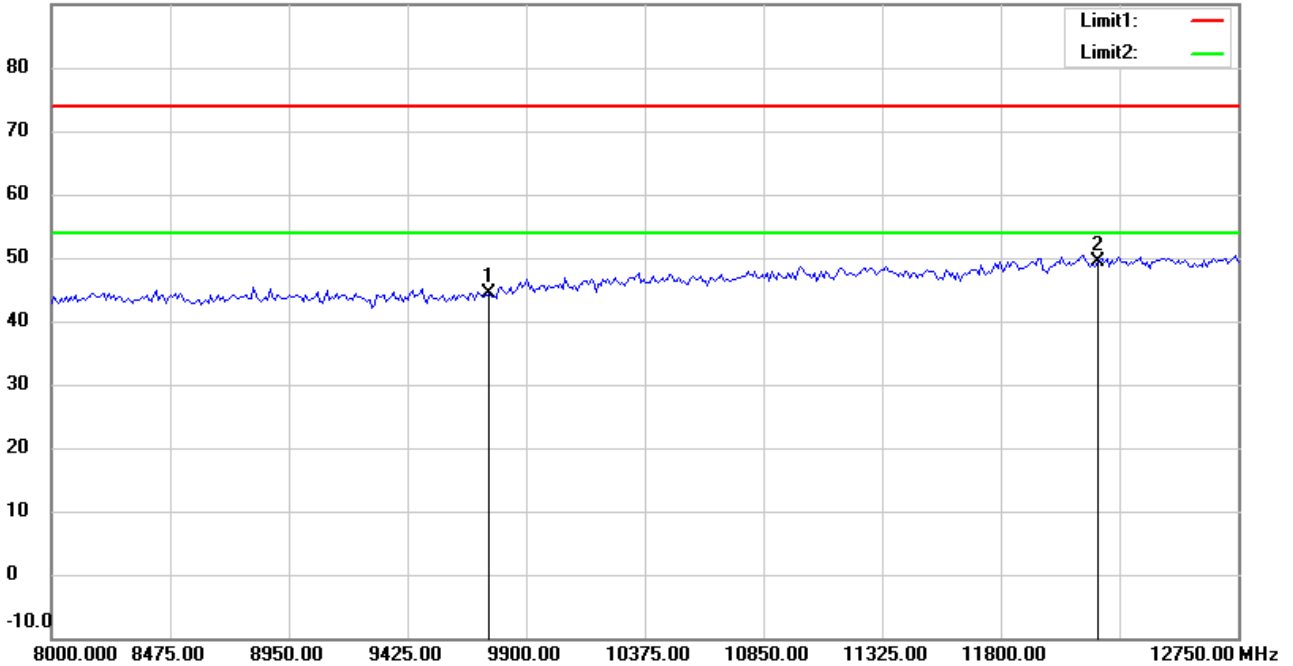
Date: 4/30/2019

Temperature:27.1 °C

90.0 dBuV/m

Time: 8:03:48 PM

Humidity:67.3 %



Site : Chamber

Condition : FCC\_part 15 RE-Class C\_Above 1GHz\_PK

Polarization: *Horizontal*

EUT : W6M21903-18898

Power : 24 Vd.c.

M/N:

Distance: 3m

Test Mode : TX 802.11b CH6

Note :

Mk.	Frequency (MHz)	Reading (dBuV)	Detector	Corr. factor (dB/m)	Result (dBuV/m)	Limit (dBuV/m)	Ant.Pos (cm)	Tab.Pos (deg.)	Margin (dB)	Comment
	9748.000	35.82	peak	8.57	44.39	74.00	150	315	-29.61	
*	12185.000	34.12	peak	15.16	49.28	74.00	150	225	-24.72	

\*:Maximum data x:Over limit !:over margin



Radiated Emission Measurement

Operator: Vincent

File :3

Data :#8

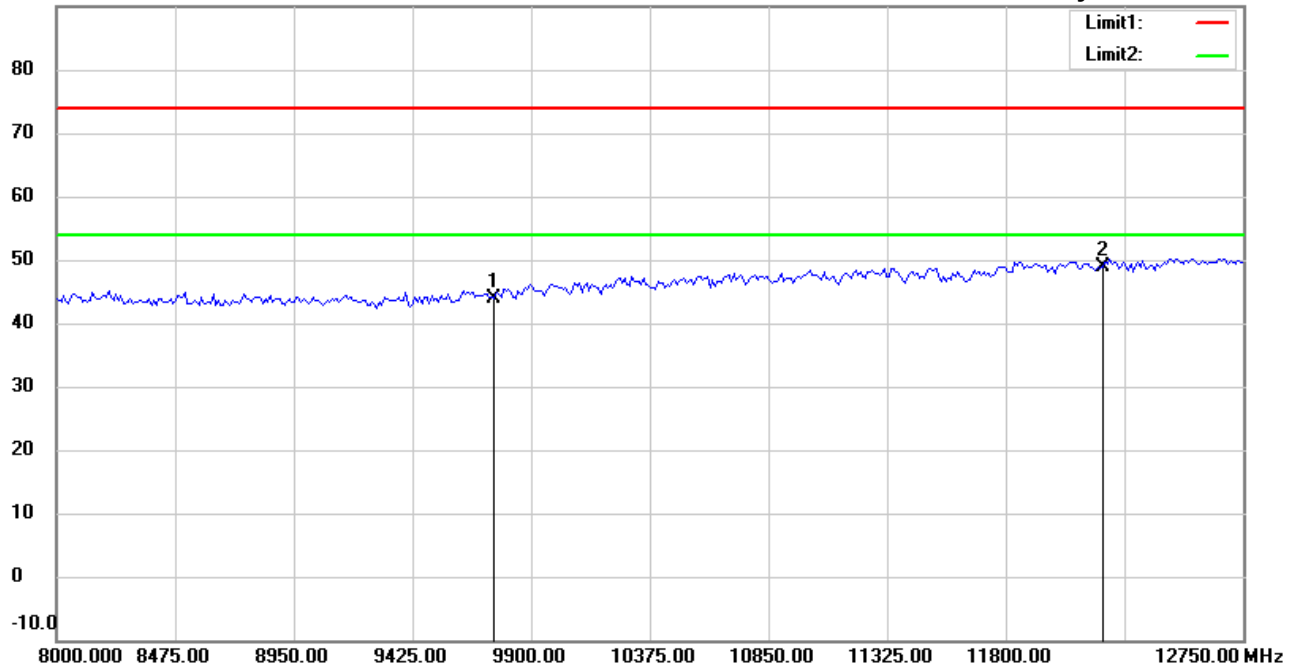
Date: 4/30/2019

Temperature:27.1 °C

90.0 dBuV/m

Time: 8:07:12 PM

Humidity:67.3 %



Site : Chamber

Condition : FCC\_part 15 RE-Class C\_Above 1GHz\_PK

Polarization: **Vertical**

EUT : W6M21903-18898

Power : 24 Vd.c.

M/N:

Distance: 3m

Test Mode : TX 802.11b CH6

Note :

Mk.	Frequency (MHz)	Reading (dBuV)	Detector	Corr. factor (dB/m)	Result (dBuV/m)	Limit (dBuV/m)	Ant.Pos (cm)	Tab.Pos (deg.)	Margin (dB)	Comment
	9748.000	35.20	peak	8.57	43.77	74.00	150	125	-30.23	
*	12185.000	33.70	peak	15.16	48.86	74.00	150	280	-25.14	





Address:6F.,No.58,Ln 188,Ruey Kuang Rd,Neihu,Taipei  
 Tel:+886-2-6606-8877  
 Fax:+886-2-6606-8879

Radiated Emission Measurement

Operator: Vincent

File :3

Data :#4

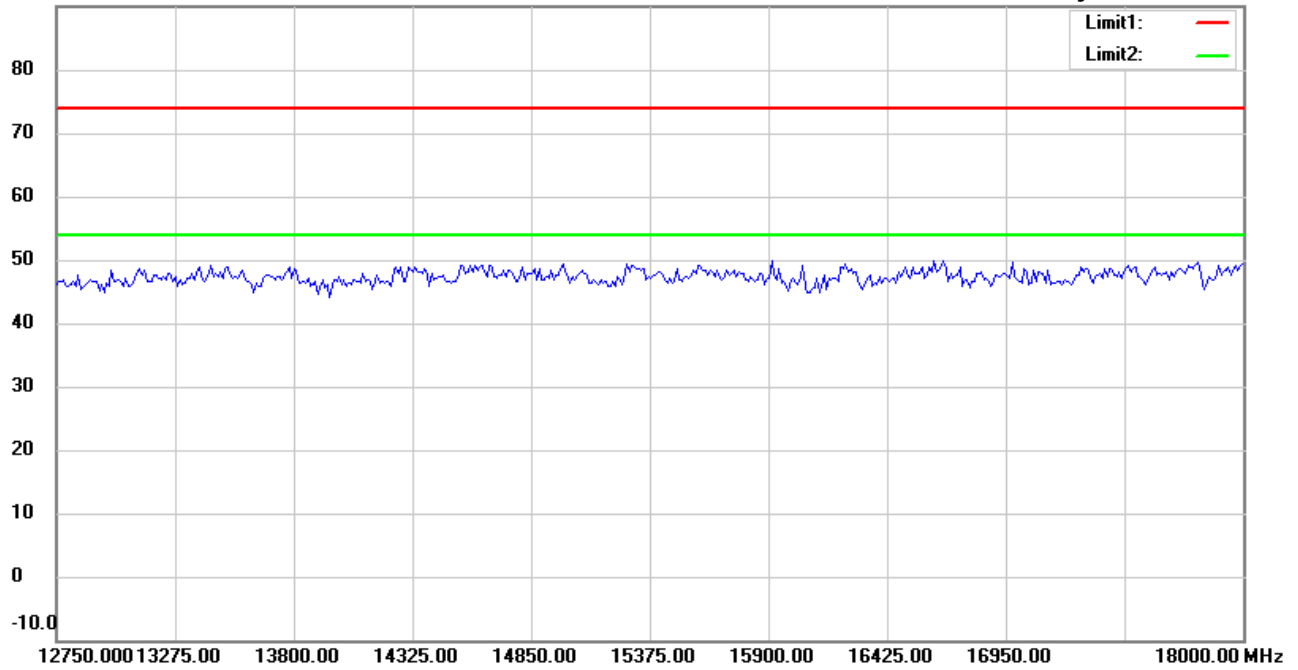
Date: 4/30/2019

Temperature:27.1 °C

90.0 dBuV/m

Time: 8:04:02 PM

Humidity:67.3 %



Site : Chamber

Condition : FCC\_part 15 RE-Class C\_Above 1GHz\_PK

Polarization: *Horizontal*

EUT : W6M21903-18898

Power : 24 Vd.c.

M/N:

Distance: 3m

Test Mode : TX 802.11b CH6

Note :

Mk.	Frequency (MHz)	Reading (dBuV)	Detector	Corr. factor (dB/m)	Result (dBuV/m)	Limit (dBuV/m)	Ant.Pos (cm)	Tab.Pos (deg.)	Margin (dB)	Comment
-----	-----------------	----------------	----------	---------------------	-----------------	----------------	--------------	----------------	-------------	---------

\*:Maximum data    x:Over limit    !:over margin



Address:6F.,No.58,Ln 188,Ruey Kuang Rd,Neihu,Taipei  
 Tel:+886-2-6606-8877  
 Fax:+886-2-6606-8879

**Radiated Emission Measurement**

Operator: Vincent

File :3

Data :#9

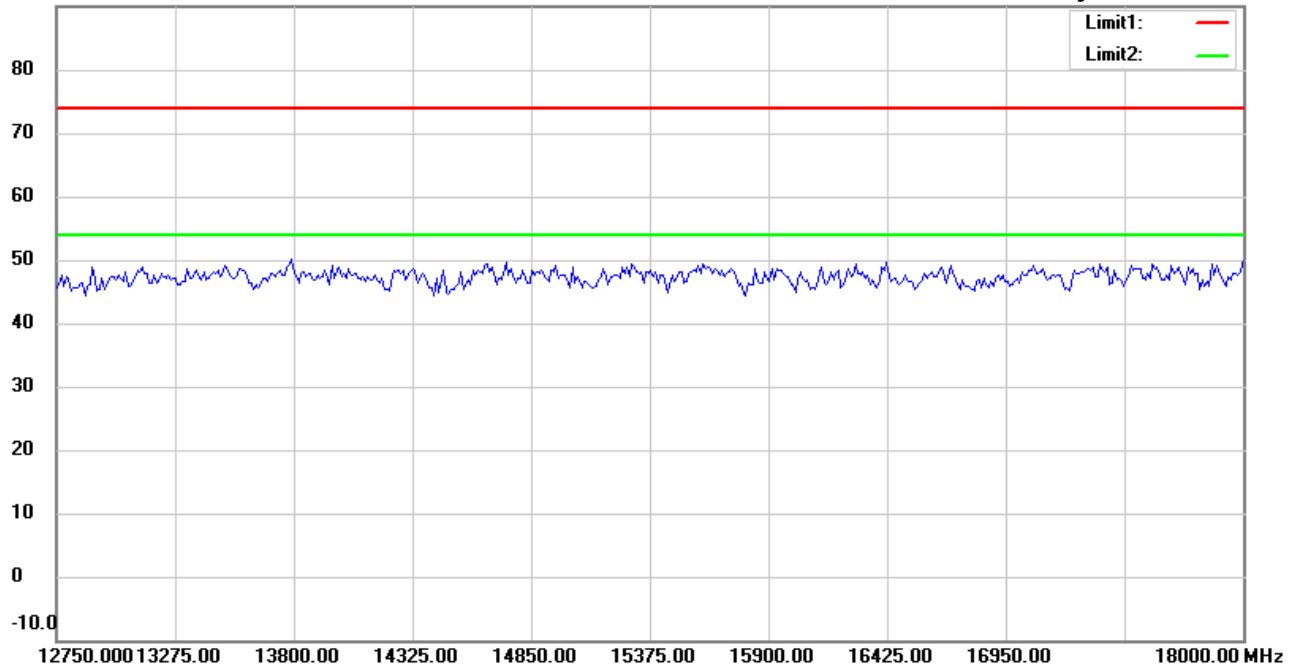
Date: 4/30/2019

Temperature:27.1 °C

90.0 dBuV/m

Time: 8:07:26 PM

Humidity:67.3 %



Site : Chamber

Condition : FCC\_part 15 RE-Class C\_Above 1GHz\_PK

Polarization: *Vertical*

EUT : W6M21903-18898

Power : 24 Vd.c.

M/N:

Distance: 3m

Test Mode : TX 802.11b CH6

Note :

Mk.	Frequency (MHz)	Reading (dBuV)	Detector	Corr. factor (dB/m)	Result (dBuV/m)	Limit (dBuV/m)	Ant.Pos (cm)	Tab.Pos (deg.)	Margin (dB)	Comment
-----	-----------------	----------------	----------	---------------------	-----------------	----------------	--------------	----------------	-------------	---------

\*:Maximum data    x:Over limit    !:over margin



Address:6F.,No.58,Ln 188,Ruey Kuang Rd,Neihu,Taipei  
 Tel:+886-2-6606-8877  
 Fax:+886-2-6606-8879

Radiated Emission Measurement

Operator: Vincent

File :3

Data :#5

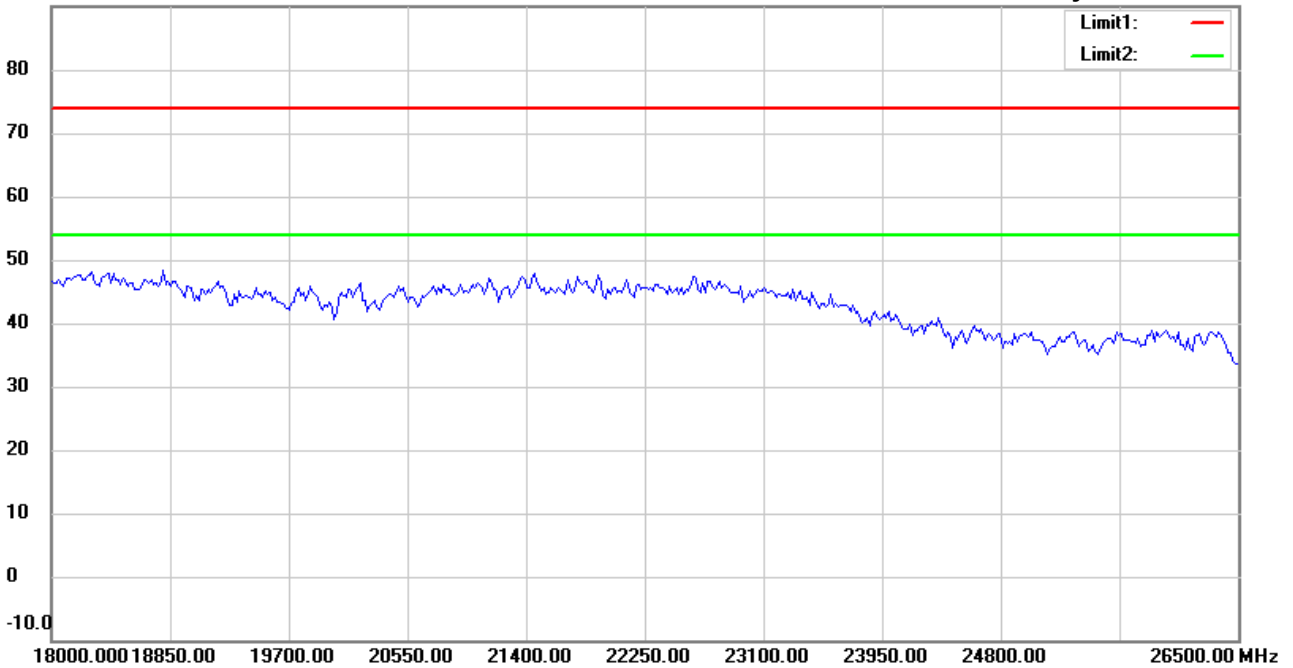
Date: 4/30/2019

Temperature:27.1 °C

90.0 dBuV/m

Time: 8:04:12 PM

Humidity:67.3 %



Site : Chamber

Condition : FCC\_part 15 RE-Class C\_Above 1GHz\_PK

Polarization: *Horizontal*

EUT : W6M21903-18898

Power : 24 Vd.c.

M/N:

Distance: 3m

Test Mode : TX 802.11b CH6

Note :

Mk.	Frequency (MHz)	Reading (dBuV)	Detector	Corr. factor (dB/m)	Result (dBuV/m)	Limit (dBuV/m)	Ant.Pos (cm)	Tab.Pos (deg.)	Margin (dB)	Comment
-----	-----------------	----------------	----------	---------------------	-----------------	----------------	--------------	----------------	-------------	---------

\*:Maximum data    x:Over limit    !:over margin



Address:6F.,No.58,Ln 188,Ruey Kuang Rd,Neihu,Taipei  
 Tel:+886-2-6606-8877  
 Fax:+886-2-6606-8879

**Radiated Emission Measurement**

Operator: Vincent

File :3

Data :#10

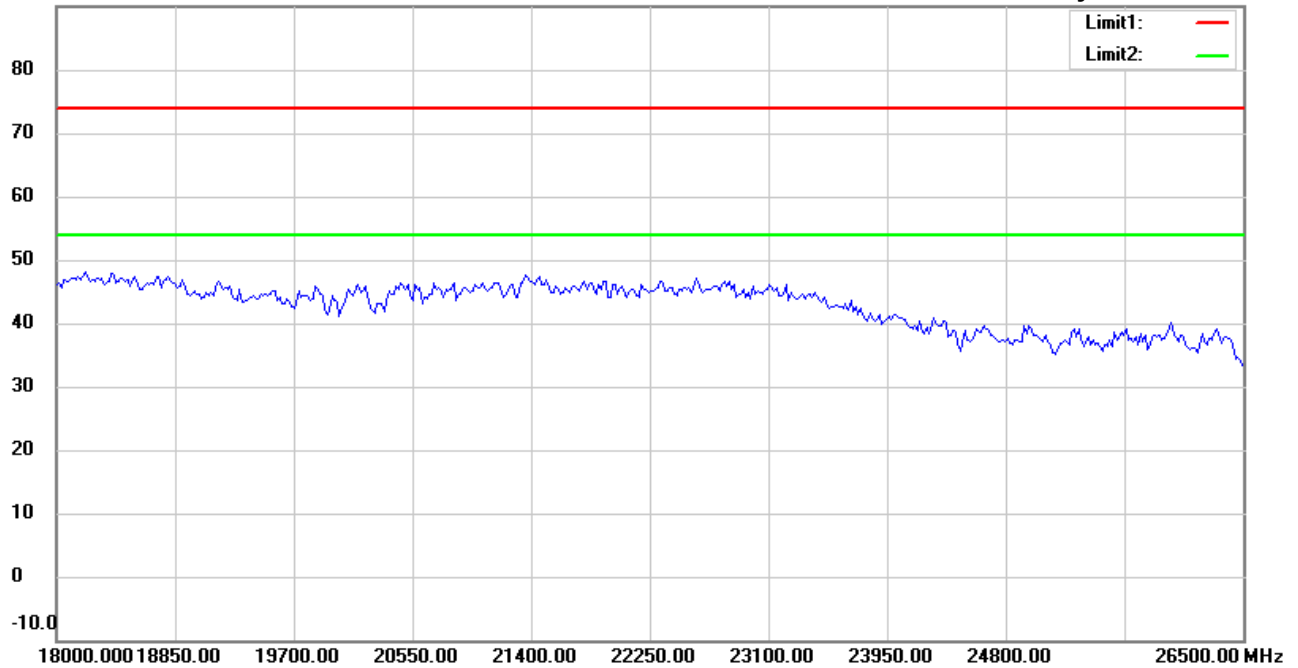
Date: 4/30/2019

Temperature:27.1 °C

90.0 dBuV/m

Time: 8:07:36 PM

Humidity:67.3 %



Site : Chamber

Condition : FCC\_part 15 RE-Class C\_Above 1GHz\_PK

Polarization: *Vertical*

EUT : W6M21903-18898

Power : 24 Vd.c.

M/N:

Distance: 3m

Test Mode : TX 802.11b CH6

Note :

Mk.	Frequency (MHz)	Reading (dBuV)	Detector	Corr. factor (dB/m)	Result (dBuV/m)	Limit (dBuV/m)	Ant.Pos (cm)	Tab.Pos (deg.)	Margin (dB)	Comment
-----	-----------------	----------------	----------	---------------------	-----------------	----------------	--------------	----------------	-------------	---------

\*:Maximum data    x:Over limit    !:over margin



Address:6F.,No.58,Ln 188,Ruey Kuang Rd,Neihu,Taipei  
 Tel:+886-2-6606-8877  
 Fax:+886-2-6606-8879

Radiated Emission Measurement

Operator: Vincent

File :3

Data :#1

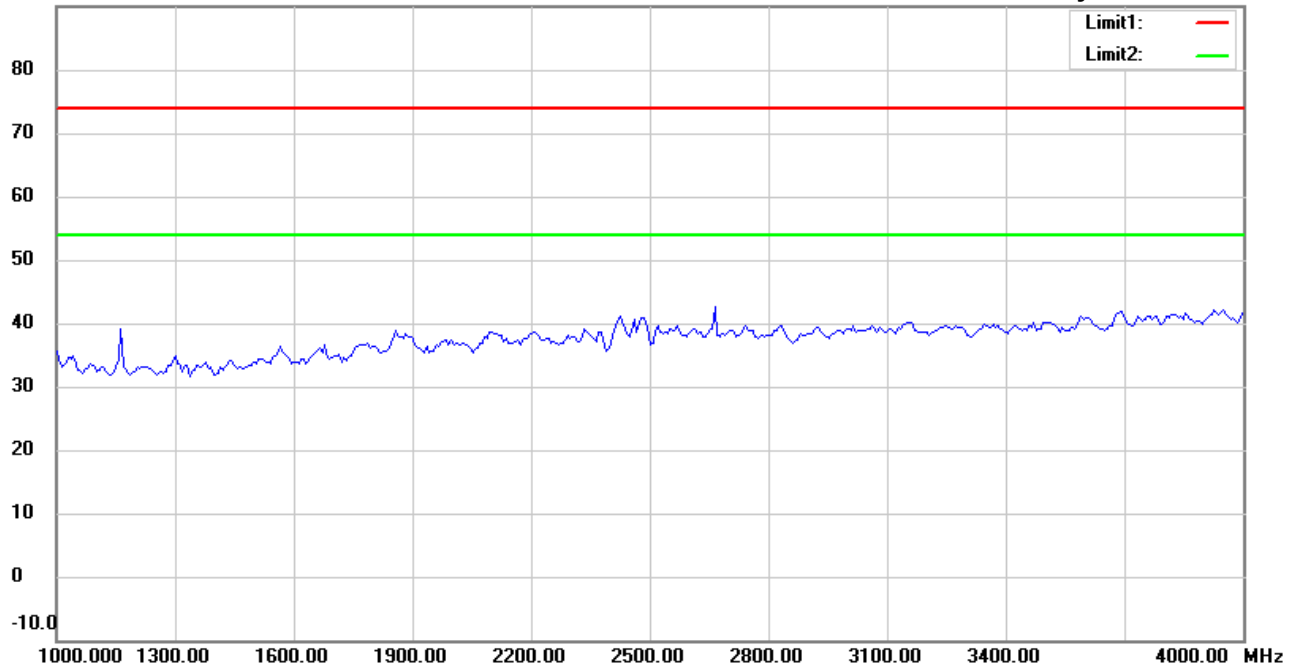
Date: 4/30/2019

Temperature:27.1 °C

90.0 dBuV/m

Time: 8:17:52 PM

Humidity:67.3 %



Site : Chamber

Condition : FCC\_part 15 RE-Class C\_Above 1GHz\_PK

Polarization: *Horizontal*

EUT : W6M21903-18898

Power : 24 Vd.c.

M/N:

Distance: 3m

Test Mode : TX 802.11b CH11

Note :

Mk.	Frequency (MHz)	Reading (dBuV)	Detector	Corr. factor (dB/m)	Result (dBuV/m)	Limit (dBuV/m)	Ant.Pos (cm)	Tab.Pos (deg.)	Margin (dB)	Comment
-----	-----------------	----------------	----------	---------------------	-----------------	----------------	--------------	----------------	-------------	---------

\*:Maximum data    x:Over limit    !:over margin



Address:6F.,No.58,Ln 188,Ruey Kuang Rd,Neihu,Taipei  
 Tel:+886-2-6606-8877  
 Fax:+886-2-6606-8879

Radiated Emission Measurement

Operator: Vincent

File :3

Data :#6

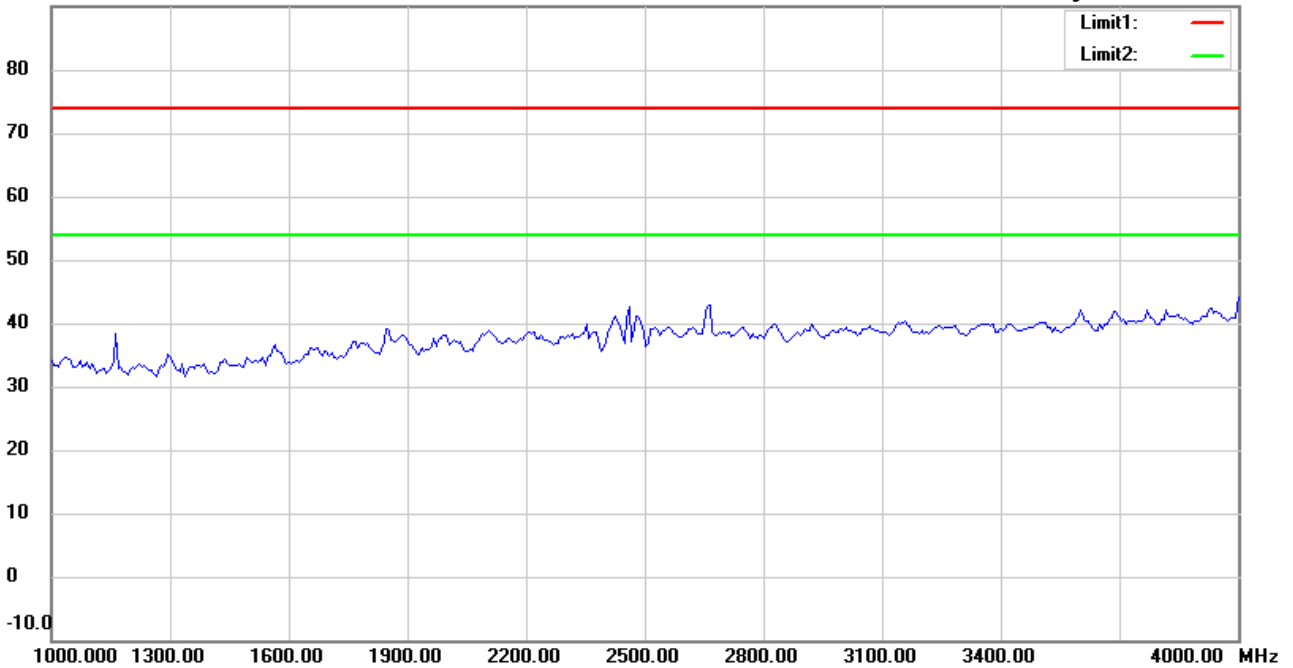
Date: 4/30/2019

Temperature:27.1 °C

90.0 dBuV/m

Time: 8:21:22 PM

Humidity:67.3 %



Site : Chamber

Condition : FCC\_part 15 RE-Class C\_Above 1GHz\_PK

Polarization: *Vertical*

EUT : W6M21903-18898

Power : 24 Vd.c.

M/N:

Distance: 3m

Test Mode : TX 802.11b CH11

Note :

Mk.	Frequency (MHz)	Reading (dBuV)	Detector	Corr. factor (dB/m)	Result (dBuV/m)	Limit (dBuV/m)	Ant.Pos (cm)	Tab.Pos (deg.)	Margin (dB)	Comment
-----	-----------------	----------------	----------	---------------------	-----------------	----------------	--------------	----------------	-------------	---------

\*:Maximum data    x:Over limit    !:over margin



Radiated Emission Measurement

Operator: Vincent

File :3

Data :#2

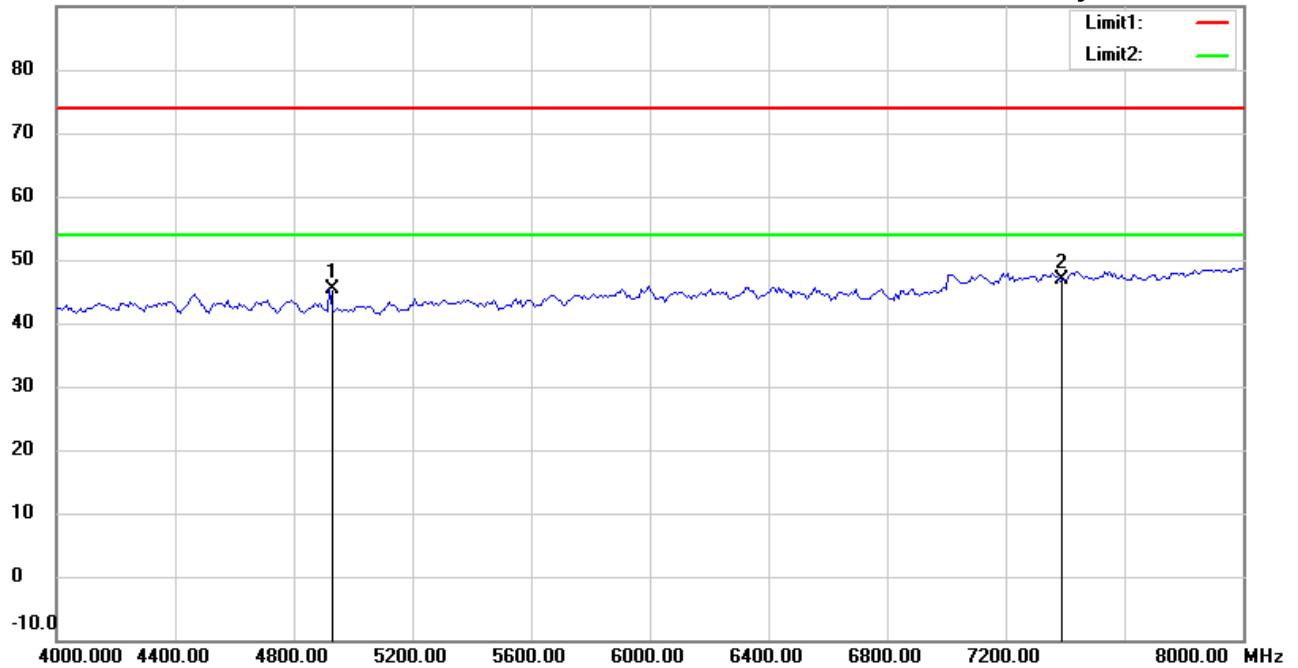
Date: 4/30/2019

Temperature:27.1 °C

90.0 dBuV/m

Time: 8:18:52 PM

Humidity:67.3 %



Site : Chamber

Condition : FCC\_part 15 RE-Class C\_Above 1GHz\_PK

Polarization: *Horizontal*

EUT : W6M21903-18898

Power : 24 Vd.c.

M/N:

Distance: 3m

Test Mode : TX 802.11b CH11

Note :

Mk.	Frequency (MHz)	Reading (dBuV)	Detector	Corr. factor (dB/m)	Result (dBuV/m)	Limit (dBuV/m)	Ant.Pos (cm)	Tab.Pos (deg.)	Margin (dB)	Comment
	4921.844	44.57	peak	0.71	45.28	74.00	150	65	-28.72	
*	7386.000	40.83	peak	5.99	46.82	74.00	150	225	-27.18	



Radiated Emission Measurement

Operator: Vincent

File :3

Data :#7

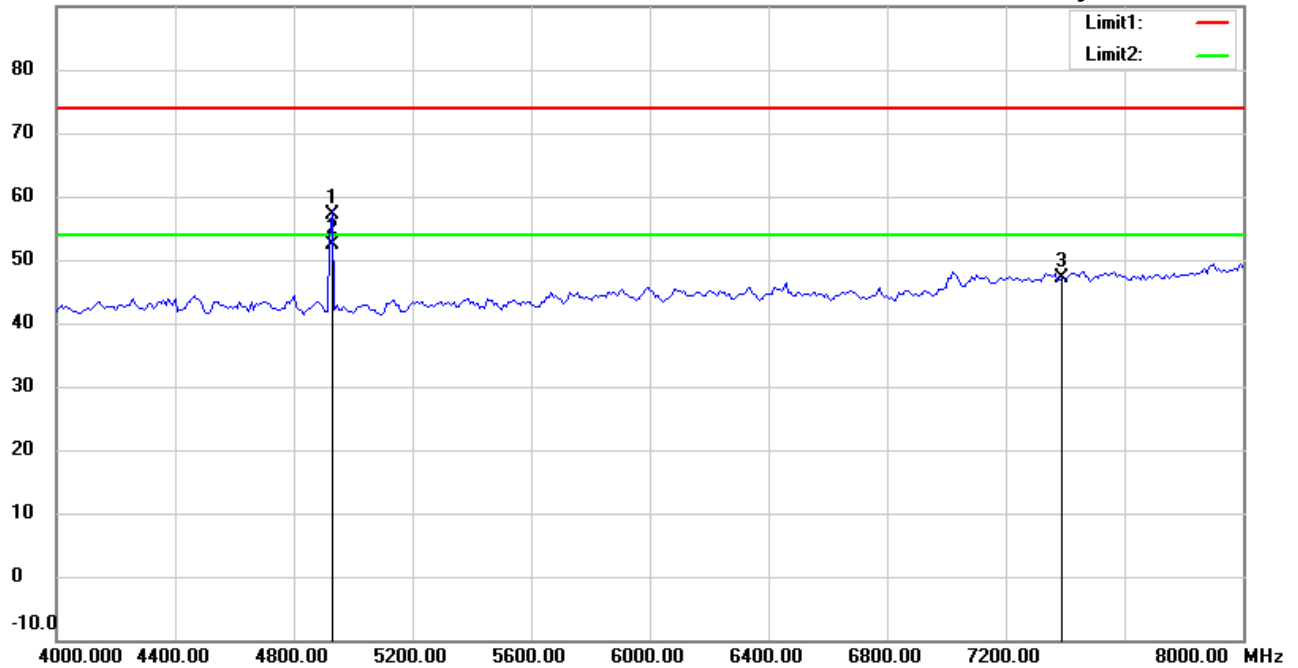
Date: 4/30/2019

Temperature:27.1 °C

90.0 dBuV/m

Time: 8:22:23 PM

Humidity:67.3 %



Site : Chamber

Condition : FCC\_part 15 RE-Class C\_Above 1GHz\_PK

EUT : W6M21903-18898

M/N:

Test Mode : TX 802.11b CH11

Note :

Polarization: **Vertical**

Power : 24 Vd.c.

Distance: 3m

Mk.	Frequency (MHz)	Reading (dBuV)	Detector	Corr. factor (dB/m)	Result (dBuV/m)	Limit (dBuV/m)	Ant.Pos (cm)	Tab.Pos (deg.)	Margin (dB)	Comment
	4923.991	56.40	peak	0.71	57.11	74.00	150	219	-16.89	
*	4923.991	51.57	AVG	0.71	52.28	54.00	150	219	-1.72	
	7386.000	41.22	peak	5.99	47.21	74.00	150	250	-26.79	





Address:6F.,No.58,Ln 188,Ruey Kuang Rd,Neihu,Taipei  
 Tel:+886-2-6606-8877  
 Fax:+886-2-6606-8879

Radiated Emission Measurement

Operator: Vincent

File :3

Data :#3

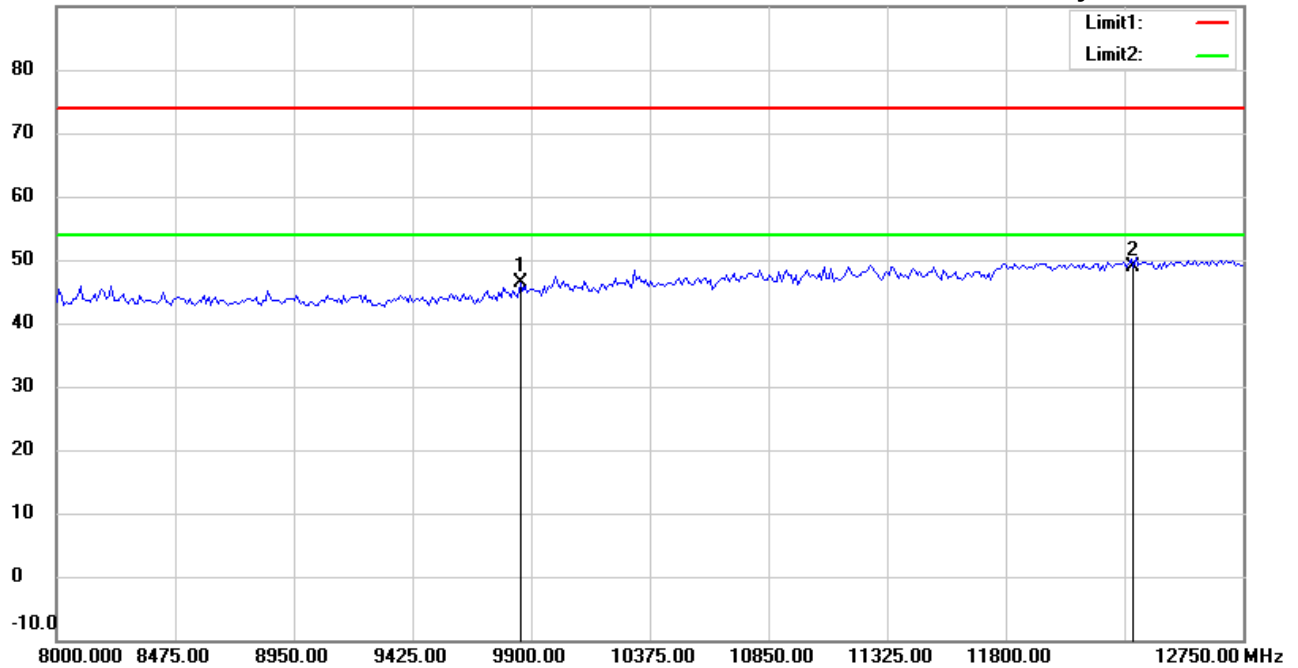
Date: 4/30/2019

Temperature:27.1 °C

90.0 dBuV/m

Time: 8:19:59 PM

Humidity:67.3 %



Site : Chamber

Condition : FCC\_part 15 RE-Class C\_Above 1GHz\_PK

Polarization: *Horizontal*

EUT : W6M21903-18898

Power : 24 Vd.c.

M/N:

Distance: 3m

Test Mode : TX 802.11b CH11

Note :

Mk.	Frequency (MHz)	Reading (dBuV)	Detector	Corr. factor (dB/m)	Result (dBuV/m)	Limit (dBuV/m)	Ant.Pos (cm)	Tab.Pos (deg.)	Margin (dB)	Comment
	9848.000	37.09	peak	9.27	46.36	74.00	150	230	-27.64	
*	12310.000	34.26	peak	14.62	48.88	74.00	150	250	-25.12	

\*:Maximum data    x:Over limit    !:over margin



Address:6F.,No.58,Ln 188,Ruey Kuang Rd,Neihu,Taipei  
 Tel:+886-2-6606-8877  
 Fax:+886-2-6606-8879

Radiated Emission Measurement

Operator: Vincent

File :3

Data :#8

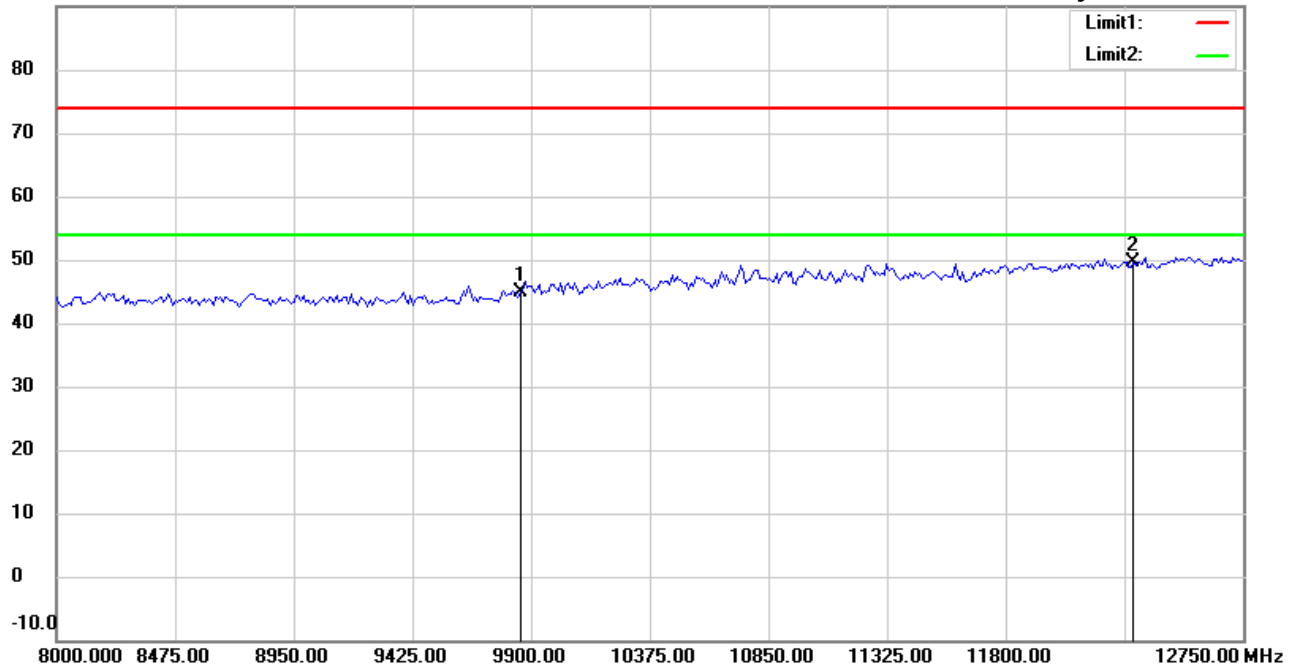
Date: 4/30/2019

Temperature:27.1 °C

90.0 dBuV/m

Time: 8:23:23 PM

Humidity:67.3 %



Site : Chamber

Condition : FCC\_part 15 RE-Class C\_Above 1GHz\_PK

Polarization: *Vertical*

EUT : W6M21903-18898

Power : 24 Vd.c.

M/N:

Distance: 3m

Test Mode : TX 802.11b CH11

Note :

Mk.	Frequency (MHz)	Reading (dBuV)	Detector	Corr. factor (dB/m)	Result (dBuV/m)	Limit (dBuV/m)	Ant.Pos (cm)	Tab.Pos (deg.)	Margin (dB)	Comment
	9848.000	35.71	peak	9.27	44.98	74.00	150	295	-29.02	
*	12310.000	34.90	peak	14.62	49.52	74.00	150	140	-24.48	

\*:Maximum data    x:Over limit    !:over margin



Address:6F.,No.58,Ln 188,Ruey Kuang Rd,Neihu,Taipei  
 Tel:+886-2-6606-8877  
 Fax:+886-2-6606-8879

Radiated Emission Measurement

Operator: Vincent

File :3

Data :#4

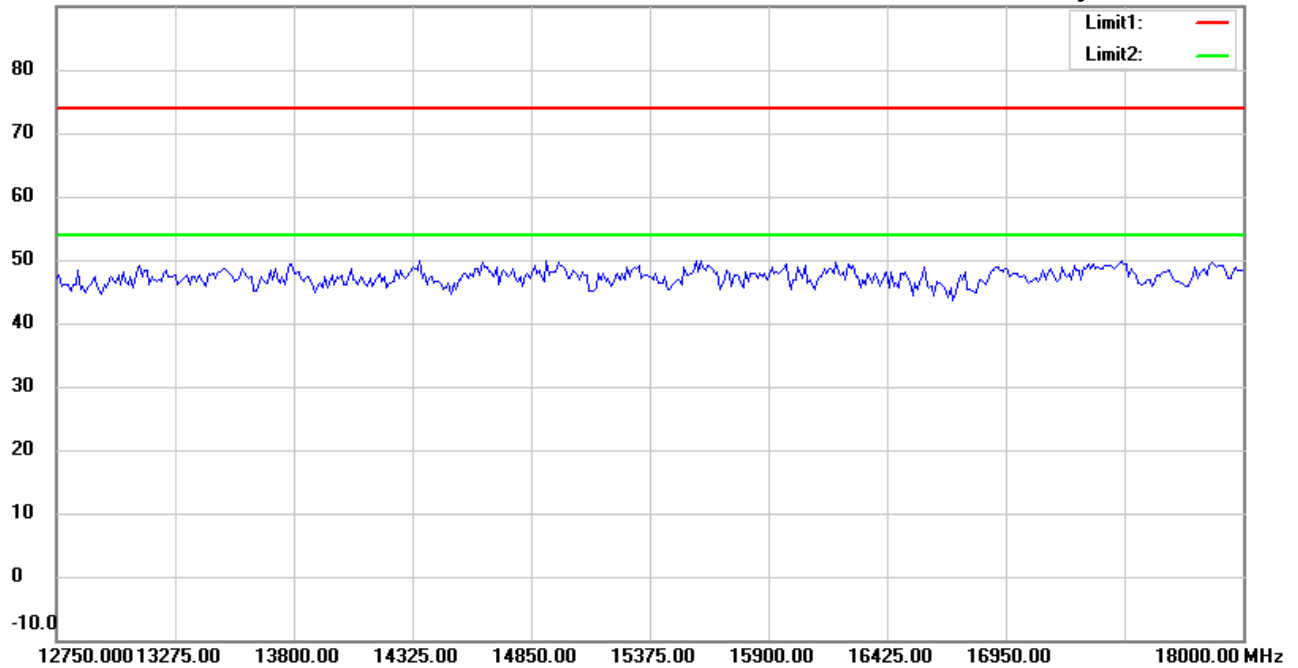
Date: 4/30/2019

Temperature:27.1 °C

90.0 dBuV/m

Time: 8:20:12 PM

Humidity:67.3 %



Site : Chamber

Condition : FCC\_part 15 RE-Class C\_Above 1GHz\_PK

Polarization: *Horizontal*

EUT : W6M21903-18898

Power : 24 Vd.c.

M/N:

Distance: 3m

Test Mode : TX 802.11b CH11

Note :

Mk.	Frequency (MHz)	Reading (dBuV)	Detector	Corr. factor (dB/m)	Result (dBuV/m)	Limit (dBuV/m)	Ant.Pos (cm)	Tab.Pos (deg.)	Margin (dB)	Comment
-----	-----------------	----------------	----------	---------------------	-----------------	----------------	--------------	----------------	-------------	---------

\*:Maximum data    x:Over limit    !:over margin



Address:6F.,No.58,Ln 188,Ruey Kuang Rd,Neihu,Taipei  
 Tel:+886-2-6606-8877  
 Fax:+886-2-6606-8879

Radiated Emission Measurement

Operator: Vincent

File :3

Data :#9

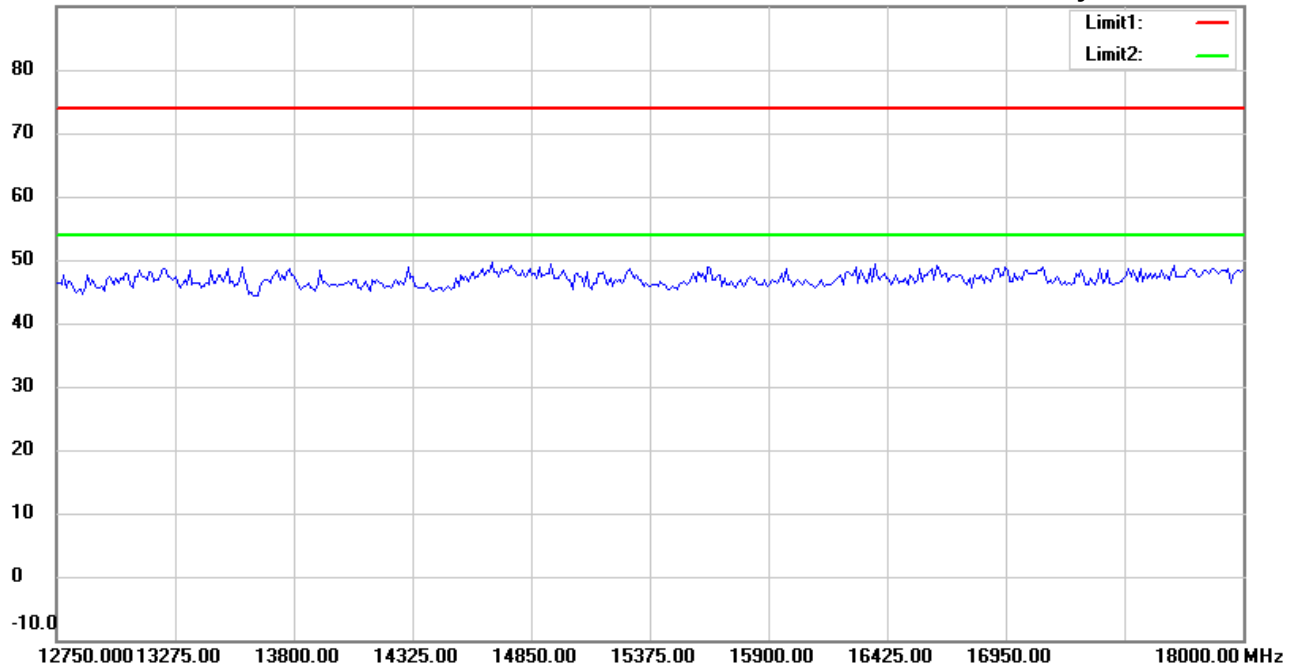
Date: 4/30/2019

Temperature:27.1 °C

90.0 dBuV/m

Time: 8:23:36 PM

Humidity:67.3 %



Site : Chamber

Condition : FCC\_part 15 RE-Class C\_Above 1GHz\_PK

Polarization: *Vertical*

EUT : W6M21903-18898

Power : 24 Vd.c.

M/N:

Distance: 3m

Test Mode : TX 802.11b CH11

Note :

Mk.	Frequency (MHz)	Reading (dBuV)	Detector	Corr. factor (dB/m)	Result (dBuV/m)	Limit (dBuV/m)	Ant.Pos (cm)	Tab.Pos (deg.)	Margin (dB)	Comment
-----	-----------------	----------------	----------	---------------------	-----------------	----------------	--------------	----------------	-------------	---------

\*:Maximum data    x:Over limit    !:over margin



Address:6F.,No.58,Ln 188,Ruey Kuang Rd,Neihu,Taipei  
 Tel:+886-2-6606-8877  
 Fax:+886-2-6606-8879

Radiated Emission Measurement

Operator: Vincent

File :3

Data :#5

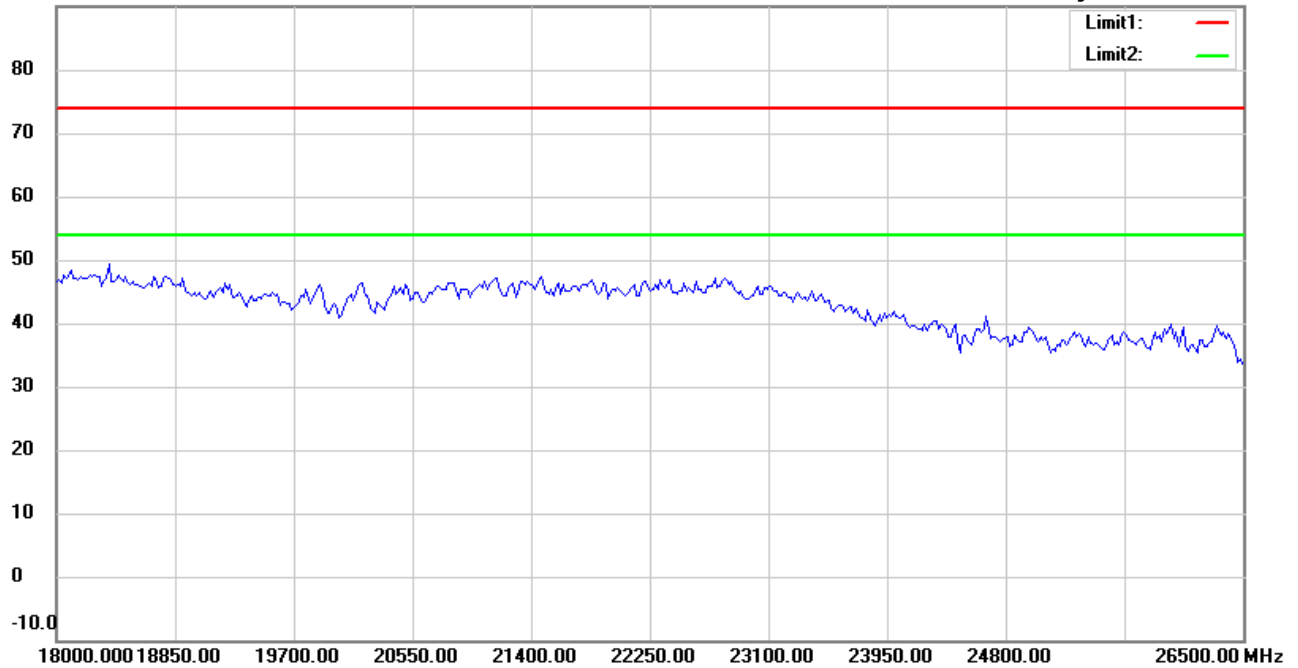
Date: 4/30/2019

Temperature:27.1 °C

90.0 dBuV/m

Time: 8:20:22 PM

Humidity:67.3 %



Site : Chamber

Condition : FCC\_part 15 RE-Class C\_Above 1GHz\_PK

Polarization: *Horizontal*

EUT : W6M21903-18898

Power : 24 Vd.c.

M/N:

Distance: 3m

Test Mode : TX 802.11b CH11

Note :

Mk.	Frequency (MHz)	Reading (dBuV)	Detector	Corr. factor (dB/m)	Result (dBuV/m)	Limit (dBuV/m)	Ant.Pos (cm)	Tab.Pos (deg.)	Margin (dB)	Comment
-----	-----------------	----------------	----------	---------------------	-----------------	----------------	--------------	----------------	-------------	---------

\*:Maximum data    x:Over limit    !:over margin



Address:6F.,No.58,Ln 188,Ruey Kuang Rd,Neihu,Taipei  
 Tel:+886-2-6606-8877  
 Fax:+886-2-6606-8879

Radiated Emission Measurement

Operator: Vincent

File :3

Data :#10

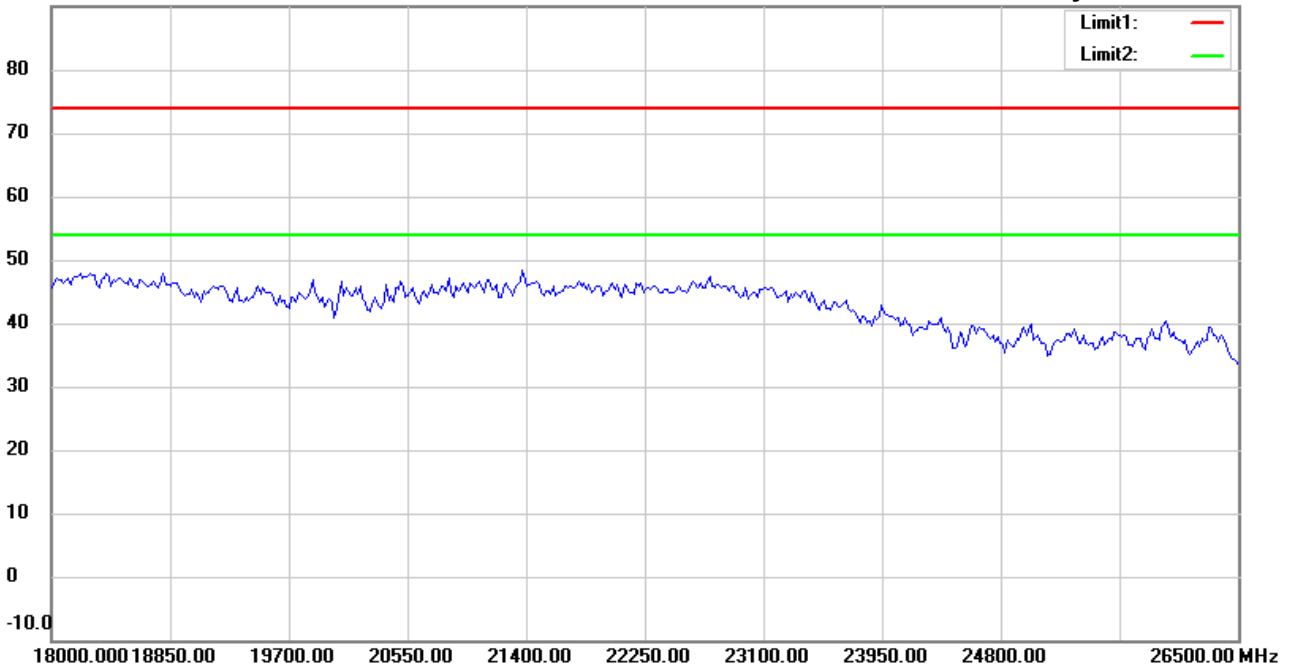
Date: 4/30/2019

Temperature:27.1 °C

90.0 dBuV/m

Time: 8:23:46 PM

Humidity:67.3 %



Site : Chamber

Condition : FCC\_part 15 RE-Class C\_Above 1GHz\_PK

Polarization: *Vertical*

EUT : W6M21903-18898

Power : 24 Vd.c.

M/N:

Distance: 3m

Test Mode : TX 802.11b CH11

Note :

Mk.	Frequency (MHz)	Reading (dBuV)	Detector	Corr. factor (dB/m)	Result (dBuV/m)	Limit (dBuV/m)	Ant.Pos (cm)	Tab.Pos (deg.)	Margin (dB)	Comment
-----	-----------------	----------------	----------	---------------------	-----------------	----------------	--------------	----------------	-------------	---------

\*:Maximum data    x:Over limit    !:over margin



Address:6F.,No.58,Ln 188,Ruey Kuang Rd,Neihu,Taipei  
 Tel:+886-2-6606-8877  
 Fax:+886-2-6606-8879

Radiated Emission Measurement

Operator: Vincent

File :3

Data :#1

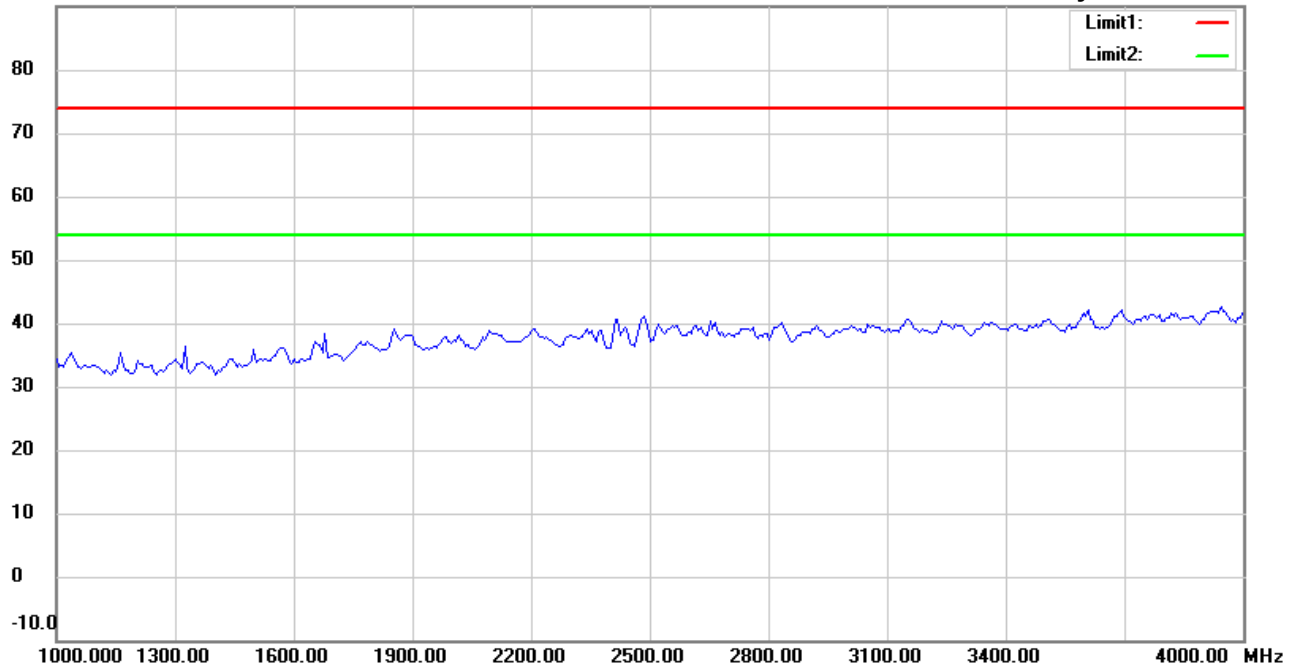
Date: 4/30/2019

Temperature:27.1 °C

90.0 dBuV/m

Time: 8:35:51 PM

Humidity:67.3 %



Site : Chamber

Condition : FCC\_part 15 RE-Class C\_Above 1GHz\_PK

Polarization: *Horizontal*

EUT : W6M21903-18898

Power : 24 Vd.c.

M/N:

Distance: 3m

Test Mode : TX 802.11g CH1

Note :

Mk.	Frequency (MHz)	Reading (dBuV)	Detector	Corr. factor (dB/m)	Result (dBuV/m)	Limit (dBuV/m)	Ant.Pos (cm)	Tab.Pos (deg.)	Margin (dB)	Comment
-----	-----------------	----------------	----------	---------------------	-----------------	----------------	--------------	----------------	-------------	---------

\*:Maximum data    x:Over limit    !:over margin



Address:6F.,No.58,Ln 188,Ruey Kuang Rd,Neihu,Taipei  
 Tel:+886-2-6606-8877  
 Fax:+886-2-6606-8879

Radiated Emission Measurement

Operator: Vincent

File :3

Data :#6

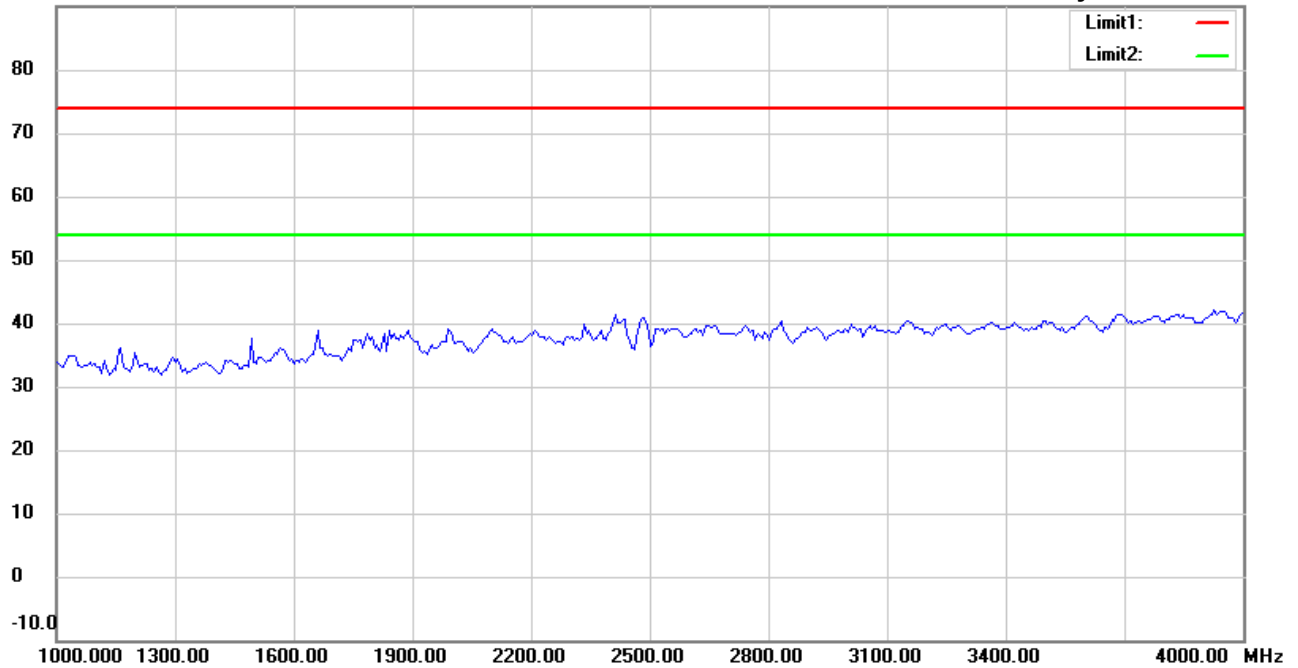
Date: 4/30/2019

Temperature:27.1 °C

90.0 dBuV/m

Time: 8:39:21 PM

Humidity:67.3 %



Site : Chamber

Condition : FCC\_part 15 RE-Class C\_Above 1GHz\_PK

Polarization: *Vertical*

EUT : W6M21903-18898

Power : 24 Vd.c.

M/N:

Distance: 3m

Test Mode : TX 802.11g CH1

Note :

Mk.	Frequency (MHz)	Reading (dBuV)	Detector	Corr. factor (dB/m)	Result (dBuV/m)	Limit (dBuV/m)	Ant.Pos (cm)	Tab.Pos (deg.)	Margin (dB)	Comment
-----	-----------------	----------------	----------	---------------------	-----------------	----------------	--------------	----------------	-------------	---------

\*:Maximum data    x:Over limit    !:over margin





Address:6F.,No.58,Ln 188,Ruey Kuang Rd,Neihu,Taipei  
 Tel:+886-2-6606-8877  
 Fax:+886-2-6606-8879

Radiated Emission Measurement

Operator: Vincent

File :3

Data :#2

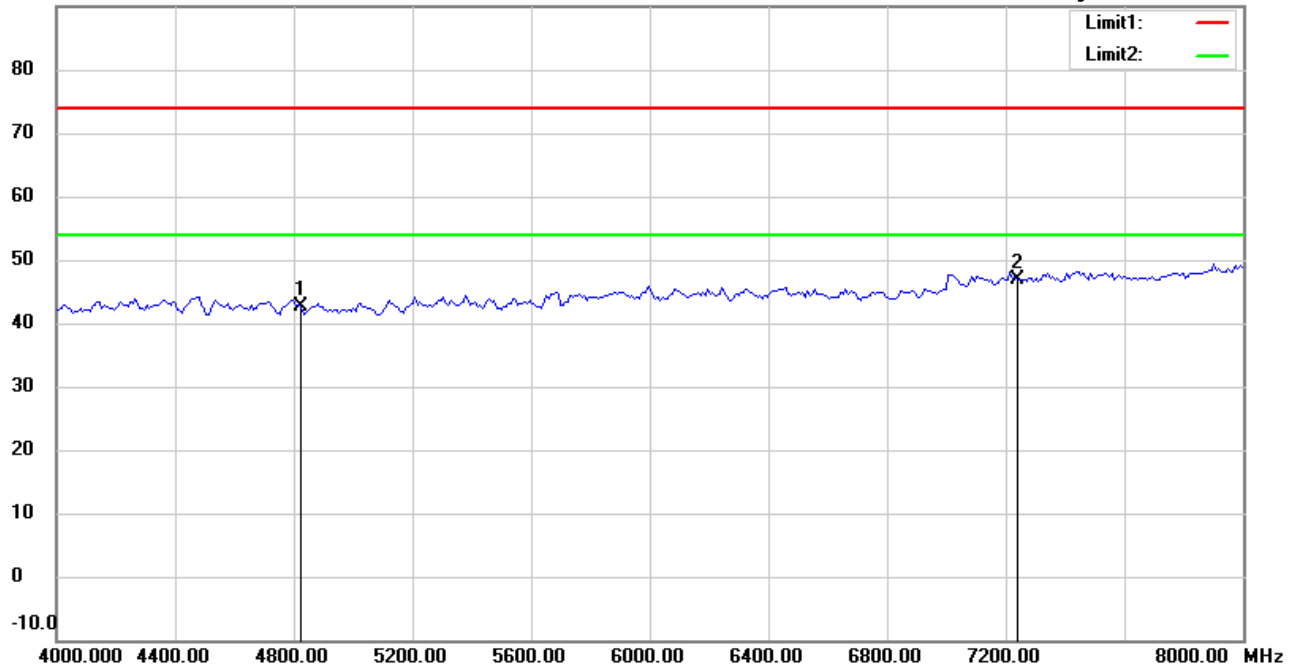
Date: 4/30/2019

Temperature:27.1 °C

90.0 dBuV/m

Time: 8:36:51 PM

Humidity:67.3 %



Site : Chamber

Condition : FCC\_part 15 RE-Class C\_Above 1GHz\_PK

Polarization: *Horizontal*

EUT : W6M21903-18898

Power : 24 Vd.c.

M/N:

Distance: 3m

Test Mode : TX 802.11g CH1

Note :

Mk.	Frequency (MHz)	Reading (dBuV)	Detector	Corr. factor (dB/m)	Result (dBuV/m)	Limit (dBuV/m)	Ant.Pos (cm)	Tab.Pos (deg.)	Margin (dB)	Comment
	4824.000	41.96	peak	0.73	42.69	74.00	150	230	-31.31	
*	7236.000	41.52	peak	5.42	46.94	74.00	150	180	-27.06	

\*:Maximum data    x:Over limit    !:over margin



Radiated Emission Measurement

Operator: Vincent

File :3

Data :#7

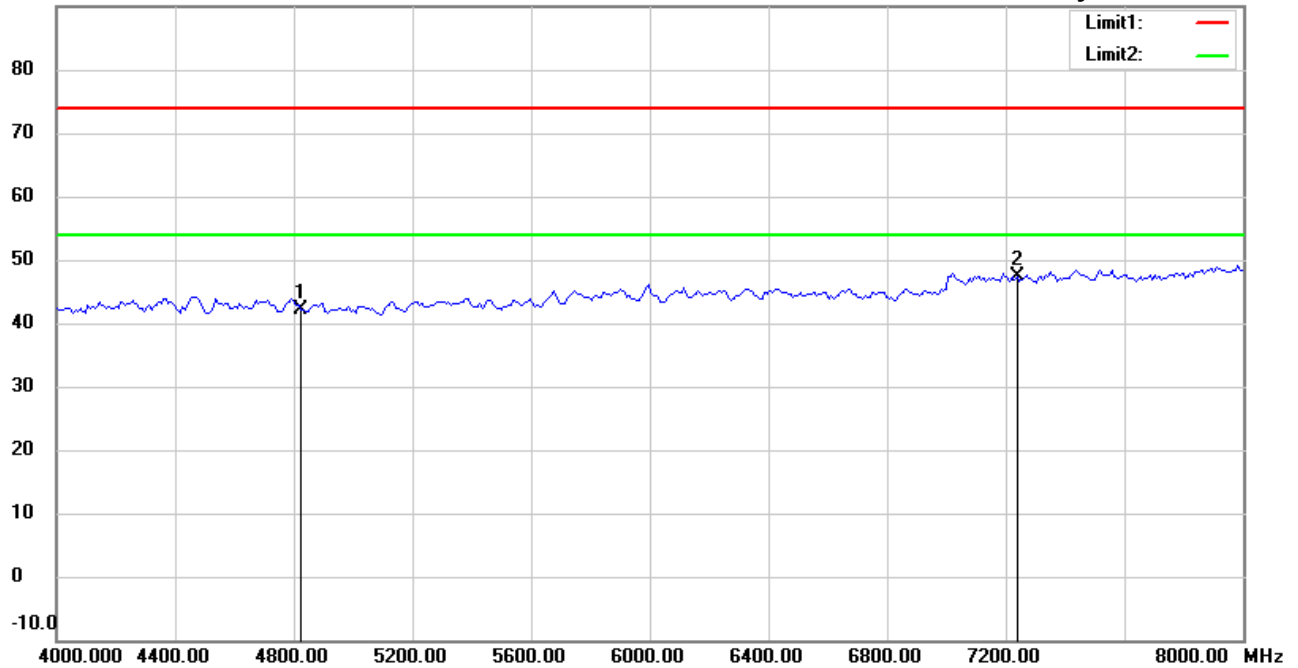
Date: 4/30/2019

Temperature:27.1 °C

90.0 dBuV/m

Time: 8:40:22 PM

Humidity:67.3 %



Site : Chamber

Condition : FCC\_part 15 RE-Class C\_Above 1GHz\_PK

Polarization: **Vertical**

EUT : W6M21903-18898

Power : 24 Vd.c.

M/N:

Distance: 3m

Test Mode : TX 802.11g CH1

Note :

Mk.	Frequency (MHz)	Reading (dBuV)	Detector	Corr. factor (dB/m)	Result (dBuV/m)	Limit (dBuV/m)	Ant.Pos (cm)	Tab.Pos (deg.)	Margin (dB)	Comment
	4824.000	41.35	peak	0.73	42.08	74.00	150	60	-31.92	
*	7236.000	41.86	peak	5.42	47.28	74.00	150	305	-26.72	



Radiated Emission Measurement

Operator: Vincent

File :3

Data :#3

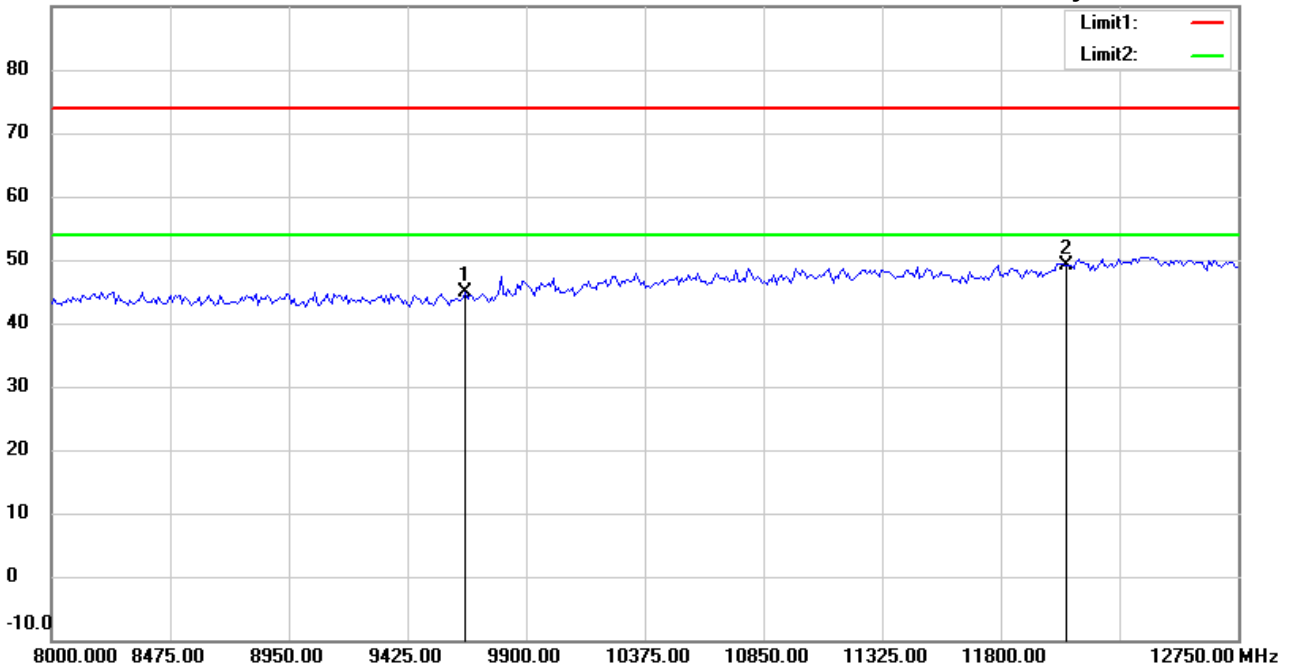
Date: 4/30/2019

Temperature:27.1 °C

90.0 dBuV/m

Time: 8:37:57 PM

Humidity:67.3 %



Site : Chamber

Condition : FCC\_part 15 RE-Class C\_Above 1GHz\_PK

Polarization: *Horizontal*

EUT : W6M21903-18898

Power : 24 Vd.c.

M/N:

Distance: 3m

Test Mode : TX 802.11g CH1

Note :

Mk.	Frequency (MHz)	Reading (dBuV)	Detector	Corr. factor (dB/m)	Result (dBuV/m)	Limit (dBuV/m)	Ant.Pos (cm)	Tab.Pos (deg.)	Margin (dB)	Comment
	9648.000	36.51	peak	8.28	44.79	74.00	150	250	-29.21	
*	12060.000	34.84	peak	14.17	49.01	74.00	150	140	-24.99	



Address:6F.,No.58,Ln 188,Ruey Kuang Rd,Neihu,Taipei  
 Tel:+886-2-6606-8877  
 Fax:+886-2-6606-8879

Radiated Emission Measurement

Operator: Vincent

File :3

Data :#8

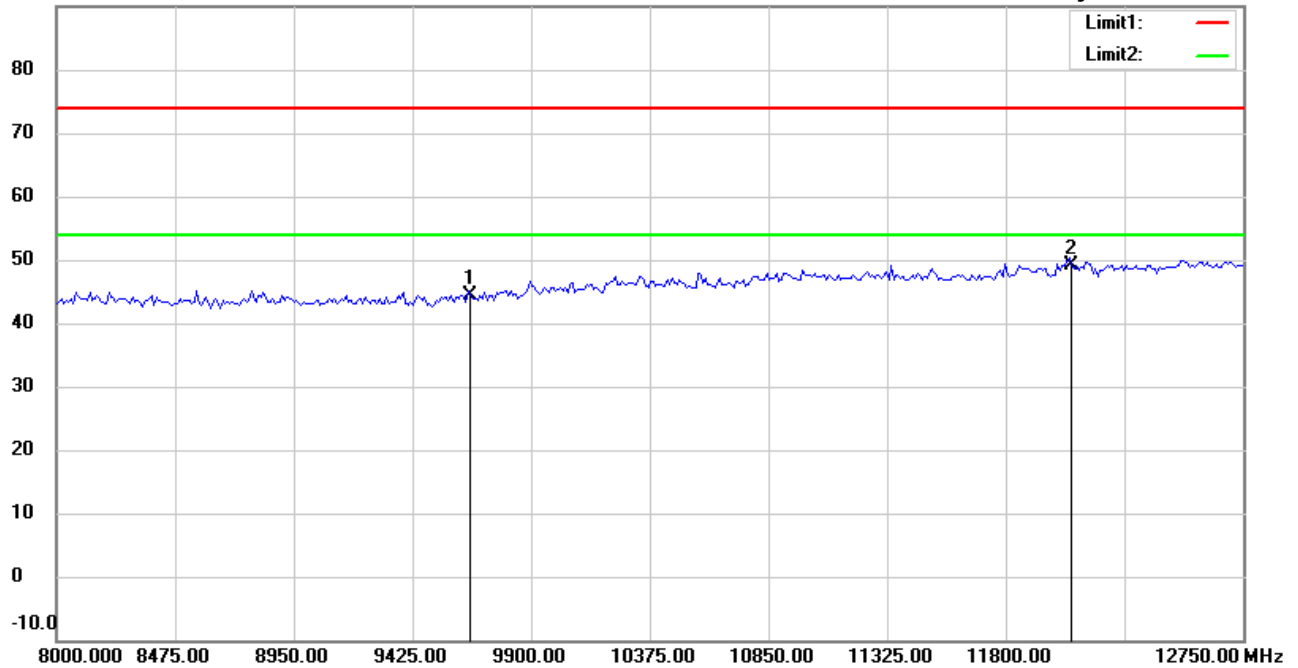
Date: 4/30/2019

Temperature:27.1 °C

90.0 dBuV/m

Time: 8:41:21 PM

Humidity:67.3 %



Site : Chamber

Condition : FCC\_part 15 RE-Class C\_Above 1GHz\_PK

Polarization: *Vertical*

EUT : W6M21903-18898

Power : 24 Vd.c.

M/N:

Distance: 3m

Test Mode : TX 802.11g CH1

Note :

Mk.	Frequency (MHz)	Reading (dBuV)	Detector	Corr. factor (dB/m)	Result (dBuV/m)	Limit (dBuV/m)	Ant.Pos (cm)	Tab.Pos (deg.)	Margin (dB)	Comment
	9648.000	35.98	peak	8.28	44.26	74.00	150	40	-29.74	
*	12060.000	35.00	peak	14.17	49.17	74.00	150	255	-24.83	

\*:Maximum data    x:Over limit    !:over margin



Address:6F.,No.58,Ln 188,Ruey Kuang Rd,Neihu,Taipei  
 Tel:+886-2-6606-8877  
 Fax:+886-2-6606-8879

**Radiated Emission Measurement**

Operator: Vincent

File :3

Data :#4

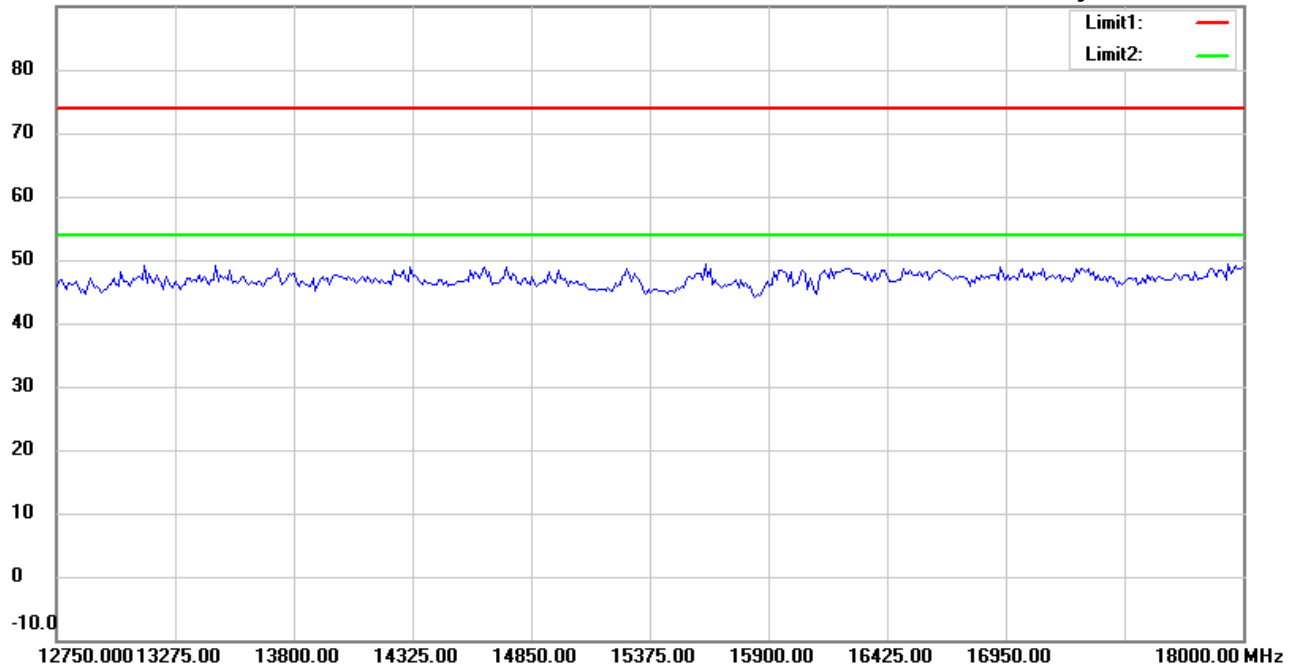
Date: 4/30/2019

Temperature:27.1 °C

90.0 dBuV/m

Time: 8:38:11 PM

Humidity:67.3 %



Site : Chamber

Condition : FCC\_part 15 RE-Class C\_Above 1GHz\_PK

Polarization: *Horizontal*

EUT : W6M21903-18898

Power : 24 Vd.c.

M/N:

Distance: 3m

Test Mode : TX 802.11g CH1

Note :

Mk.	Frequency (MHz)	Reading (dBuV)	Detector	Corr. factor (dB/m)	Result (dBuV/m)	Limit (dBuV/m)	Ant.Pos (cm)	Tab.Pos (deg.)	Margin (dB)	Comment
-----	-----------------	----------------	----------	---------------------	-----------------	----------------	--------------	----------------	-------------	---------

\*:Maximum data    x:Over limit    !:over margin



Address:6F.,No.58,Ln 188,Ruey Kuang Rd,Neihu,Taipei  
 Tel:+886-2-6606-8877  
 Fax:+886-2-6606-8879

Radiated Emission Measurement

Operator: Vincent

File :3

Data :#9

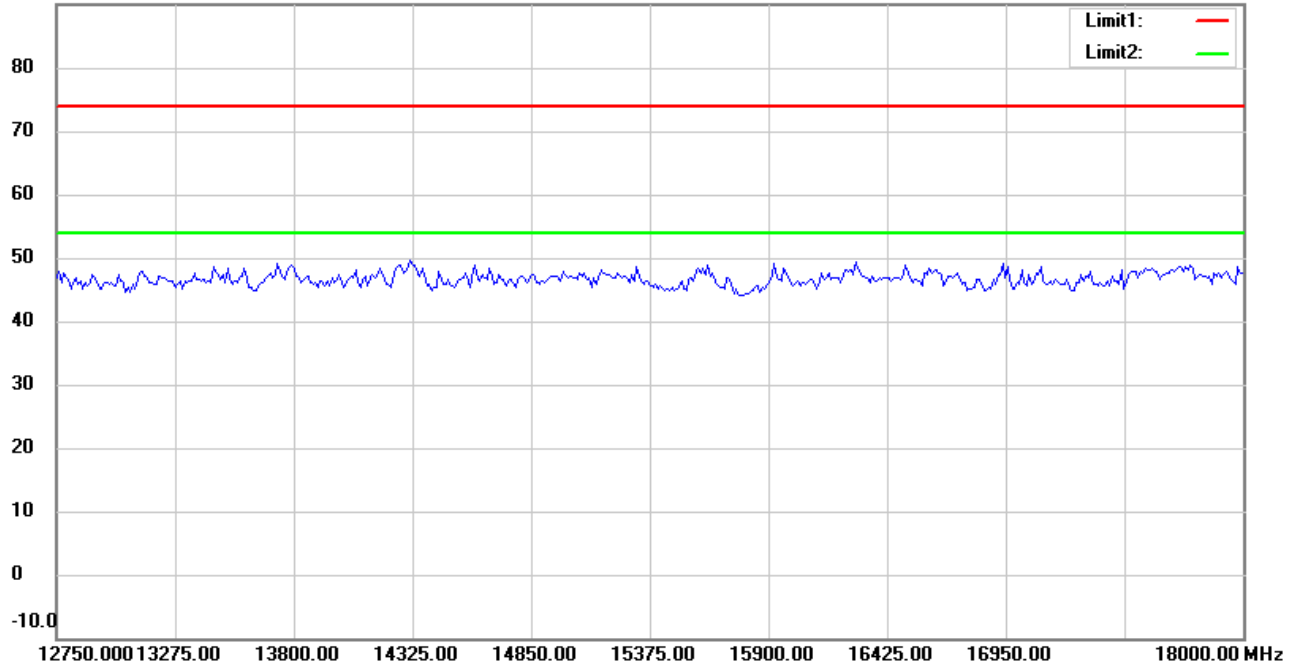
Date: 4/30/2019

Temperature:27.1 °C

90.0 dBuV/m

Time: 8:41:35 PM

Humidity:67.3 %



Site : Chamber

Condition : FCC\_part 15 RE-Class C\_Above 1GHz\_PK

Polarization: *Vertical*

EUT : W6M21903-18898

Power : 24 Vd.c.

M/N:

Distance: 3m

Test Mode : TX 802.11g CH1

Note :

Mk.	Frequency (MHz)	Reading (dBuV)	Detector	Corr. factor (dB/m)	Result (dBuV/m)	Limit (dBuV/m)	Ant.Pos (cm)	Tab.Pos (deg.)	Margin (dB)	Comment
-----	-----------------	----------------	----------	---------------------	-----------------	----------------	--------------	----------------	-------------	---------

\*:Maximum data    x:Over limit    !:over margin



Address:6F.,No.58,Ln 188,Ruey Kuang Rd,Neihu,Taipei  
 Tel:+886-2-6606-8877  
 Fax:+886-2-6606-8879

Radiated Emission Measurement

Operator: Vincent

File :3

Data :#5

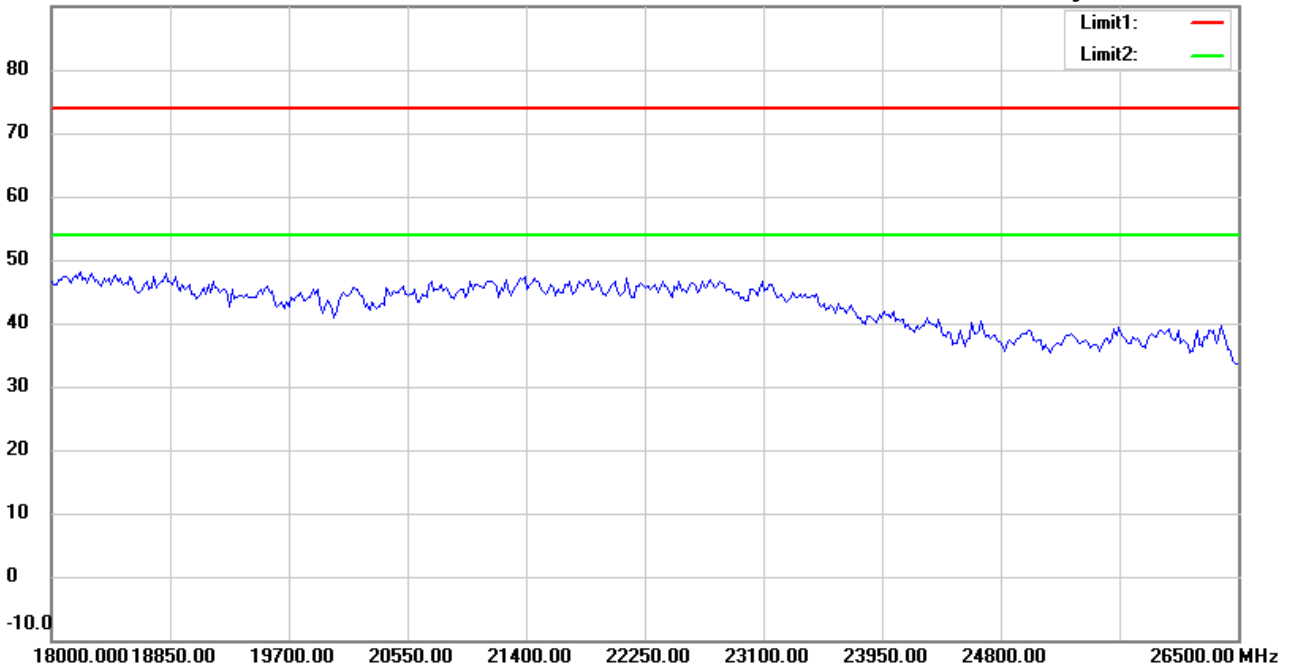
Date: 4/30/2019

Temperature:27.1 °C

90.0 dBuV/m

Time: 8:38:21 PM

Humidity:67.3 %



Site : Chamber

Condition : FCC\_part 15 RE-Class C\_Above 1GHz\_PK

Polarization: *Horizontal*

EUT : W6M21903-18898

Power : 24 Vd.c.

M/N:

Distance: 3m

Test Mode : TX 802.11g CH1

Note :

Mk.	Frequency (MHz)	Reading (dBuV)	Detector	Corr. factor (dB/m)	Result (dBuV/m)	Limit (dBuV/m)	Ant.Pos (cm)	Tab.Pos (deg.)	Margin (dB)	Comment
-----	-----------------	----------------	----------	---------------------	-----------------	----------------	--------------	----------------	-------------	---------

\*:Maximum data    x:Over limit    !:over margin



Address:6F.,No.58,Ln 188,Ruey Kuang Rd,Neihu,Taipei  
 Tel:+886-2-6606-8877  
 Fax:+886-2-6606-8879

Radiated Emission Measurement

Operator: Vincent

File :3

Data :#10

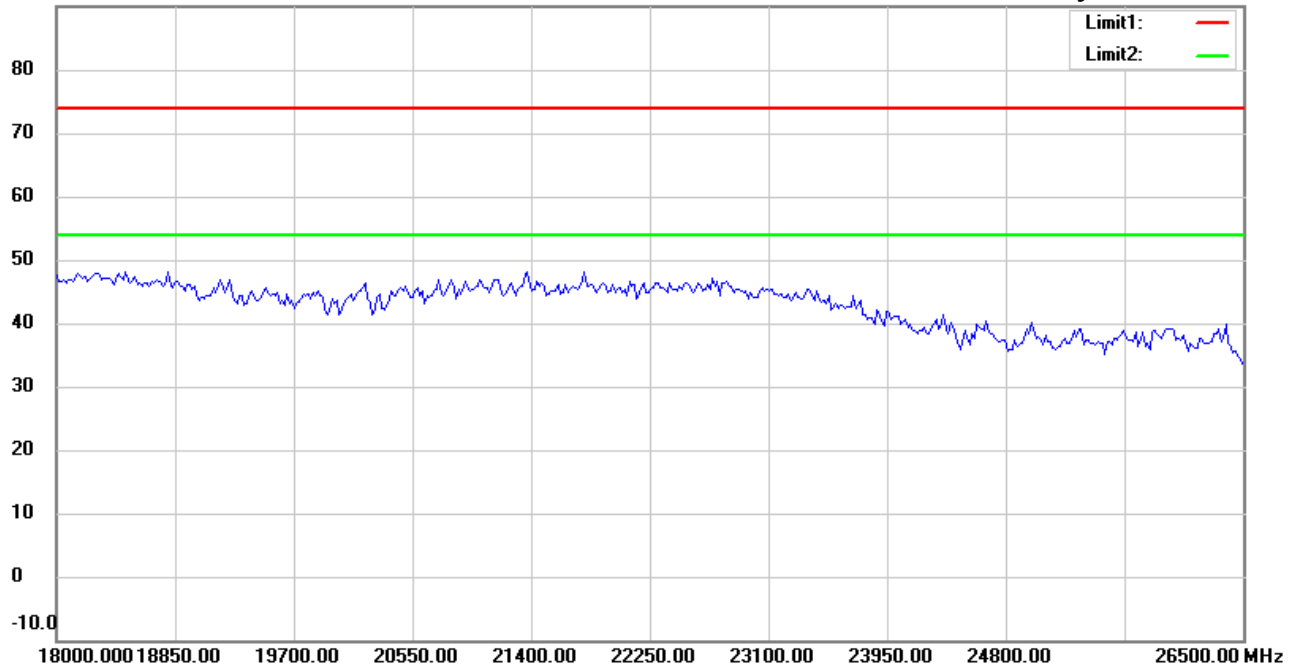
Date: 4/30/2019

Temperature:27.1 °C

90.0 dBuV/m

Time: 8:41:45 PM

Humidity:67.3 %



Site : Chamber

Condition : FCC\_part 15 RE-Class C\_Above 1GHz\_PK

Polarization: *Vertical*

EUT : W6M21903-18898

Power : 24 Vd.c.

M/N:

Distance: 3m

Test Mode : TX 802.11g CH1

Note :

Mk.	Frequency (MHz)	Reading (dBuV)	Detector	Corr. factor (dB/m)	Result (dBuV/m)	Limit (dBuV/m)	Ant.Pos (cm)	Tab.Pos (deg.)	Margin (dB)	Comment
-----	-----------------	----------------	----------	---------------------	-----------------	----------------	--------------	----------------	-------------	---------

\*:Maximum data    x:Over limit    !:over margin





Address:6F.,No.58,Ln 188,Ruey Kuang Rd,Neihu,Taipei  
 Tel:+886-2-6606-8877  
 Fax:+886-2-6606-8879

Radiated Emission Measurement

Operator: Vincent

File :3

Data :#1

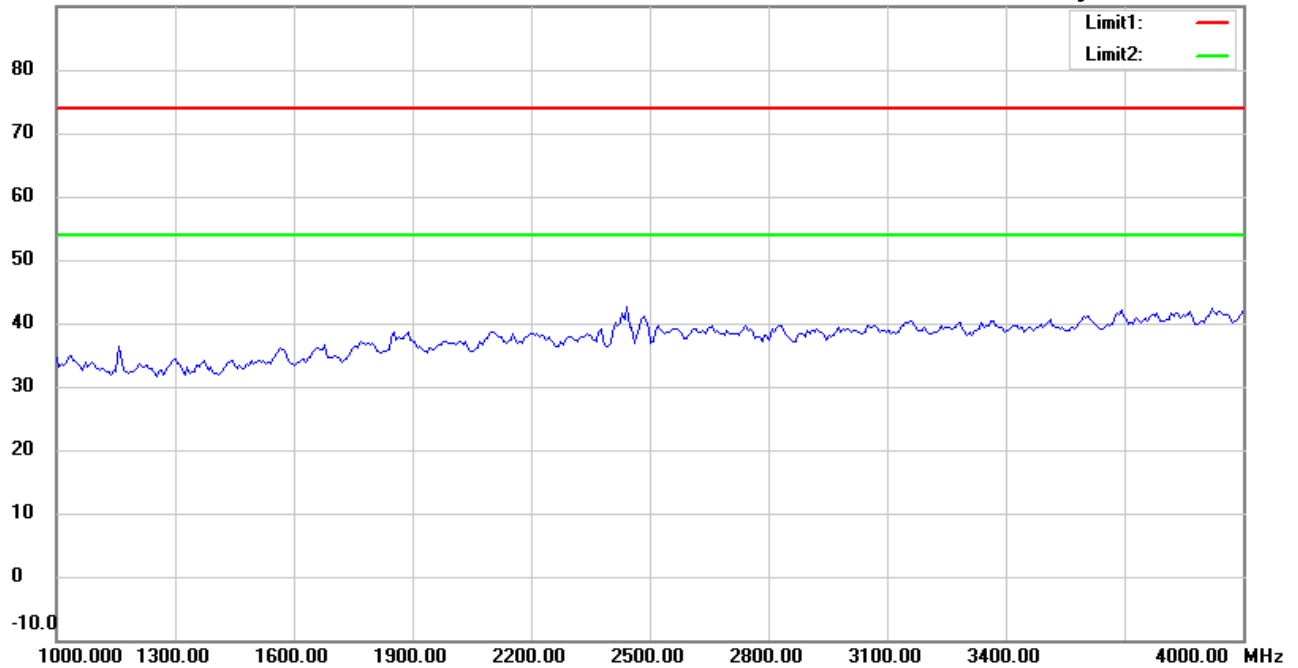
Date: 4/30/2019

Temperature:27.1 °C

90.0 dBuV/m

Time: 8:46:53 PM

Humidity:67.3 %



Site : Chamber

Condition : FCC\_part 15 RE-Class C\_Above 1GHz\_PK

Polarization: *Horizontal*

EUT : W6M21903-18898

Power : 24 Vd.c.

M/N:

Distance: 3m

Test Mode : TX 802.11g CH6

Note :

Mk.	Frequency (MHz)	Reading (dBuV)	Detector	Corr. factor (dB/m)	Result (dBuV/m)	Limit (dBuV/m)	Ant.Pos (cm)	Tab.Pos (deg.)	Margin (dB)	Comment
-----	-----------------	----------------	----------	---------------------	-----------------	----------------	--------------	----------------	-------------	---------

\*:Maximum data    x:Over limit    !:over margin



Address:6F.,No.58,Ln 188,Ruey Kuang Rd,Neihu,Taipei  
 Tel:+886-2-6606-8877  
 Fax:+886-2-6606-8879

Radiated Emission Measurement

Operator: Vincent

File :3

Data :#6

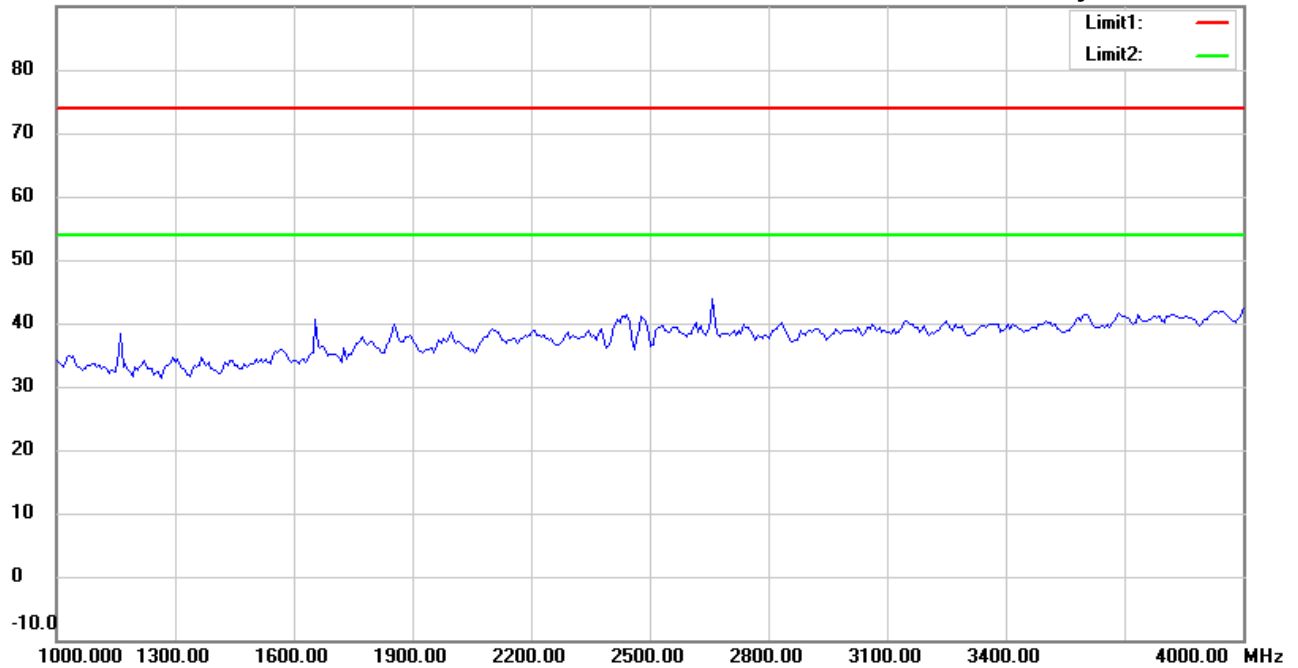
Date: 4/30/2019

Temperature:27.1 °C

90.0 dBuV/m

Time: 8:50:24 PM

Humidity:67.3 %



Site : Chamber

Condition : FCC\_part 15 RE-Class C\_Above 1GHz\_PK

Polarization: *Vertical*

EUT : W6M21903-18898

Power : 24 Vd.c.

M/N:

Distance: 3m

Test Mode : TX 802.11g CH6

Note :

Mk.	Frequency (MHz)	Reading (dBuV)	Detector	Corr. factor (dB/m)	Result (dBuV/m)	Limit (dBuV/m)	Ant.Pos (cm)	Tab.Pos (deg.)	Margin (dB)	Comment
-----	-----------------	----------------	----------	---------------------	-----------------	----------------	--------------	----------------	-------------	---------

\*:Maximum data    x:Over limit    !:over margin



Radiated Emission Measurement

Operator: Vincent

File :3

Data :#2

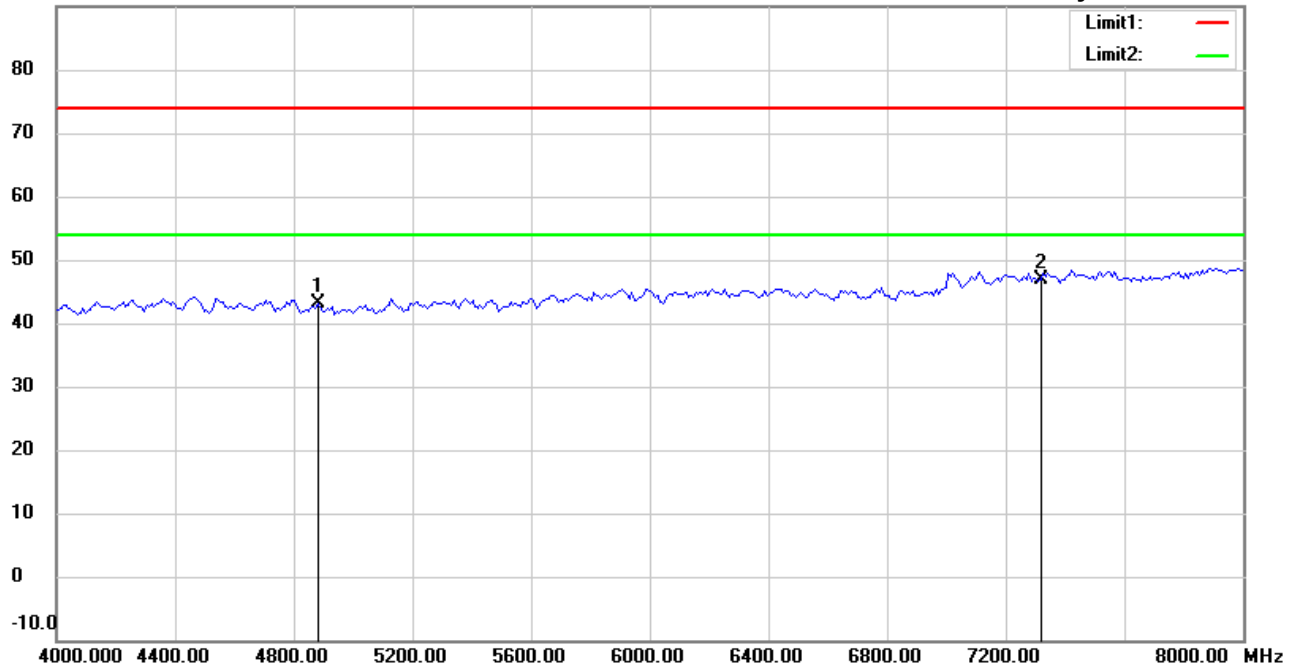
Date: 4/30/2019

Temperature:27.1 °C

90.0 dBuV/m

Time: 8:47:54 PM

Humidity:67.3 %



Site : Chamber

Condition : FCC\_part 15 RE-Class C\_Above 1GHz\_PK

Polarization: *Horizontal*

EUT : W6M21903-18898

Power : 24 Vd.c.

M/N:

Distance: 3m

Test Mode : TX 802.11g CH6

Note :

Mk.	Frequency (MHz)	Reading (dBuV)	Detector	Corr. factor (dB/m)	Result (dBuV/m)	Limit (dBuV/m)	Ant.Pos (cm)	Tab.Pos (deg.)	Margin (dB)	Comment
	4874.000	42.43	peak	0.69	43.12	74.00	150	80	-30.88	
*	7311.000	41.20	peak	5.57	46.77	74.00	150	125	-27.23	



Radiated Emission Measurement

Operator: Vincent

File :3

Data :#7

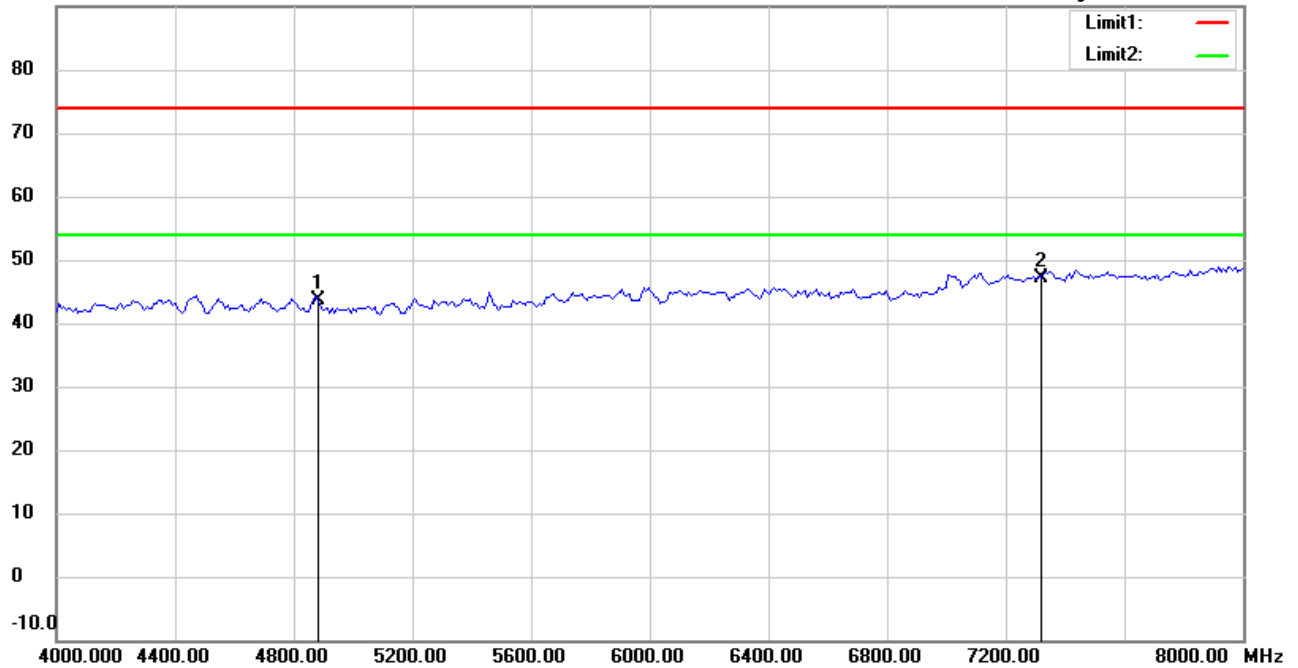
Date: 4/30/2019

Temperature:27.1 °C

90.0 dBuV/m

Time: 8:51:25 PM

Humidity:67.3 %



Site : Chamber

Condition : FCC\_part 15 RE-Class C\_Above 1GHz\_PK

Polarization: *Vertical*

EUT : W6M21903-18898

Power : 24 Vd.c.

M/N:

Distance: 3m

Test Mode : TX 802.11g CH6

Note :

Mk.	Frequency (MHz)	Reading (dBuV)	Detector	Corr. factor (dB/m)	Result (dBuV/m)	Limit (dBuV/m)	Ant.Pos (cm)	Tab.Pos (deg.)	Margin (dB)	Comment
	4874.000	42.82	peak	0.69	43.51	74.00	150	160	-30.49	
*	7311.000	41.56	peak	5.57	47.13	74.00	150	305	-26.87	



Address:6F.,No.58,Ln 188,Ruey Kuang Rd,Neihu,Taipei  
 Tel:+886-2-6606-8877  
 Fax:+886-2-6606-8879

Radiated Emission Measurement

Operator: Vincent

File :3

Data :#3

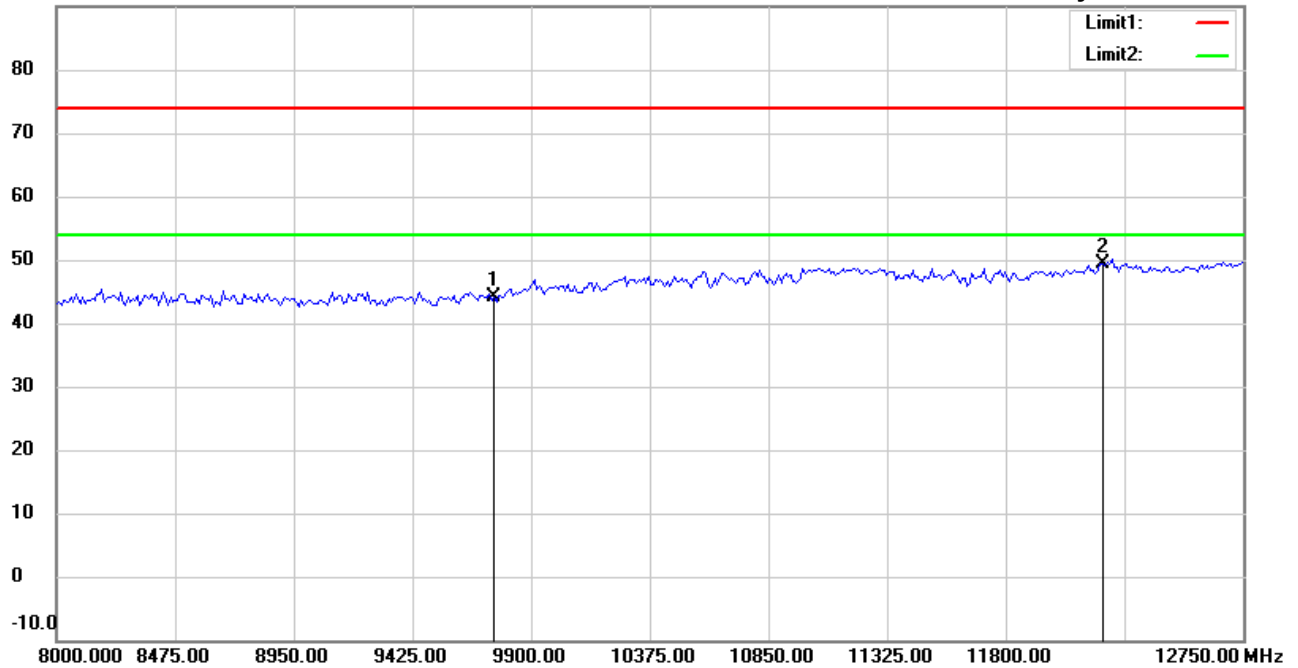
Date: 4/30/2019

Temperature:27.1 °C

90.0 dBuV/m

Time: 8:49:00 PM

Humidity:67.3 %



Site : Chamber

Condition : FCC\_part 15 RE-Class C\_Above 1GHz\_PK

Polarization: *Horizontal*

EUT : W6M21903-18898

Power : 24 Vd.c.

M/N:

Distance: 3m

Test Mode : TX 802.11g CH6

Note :

Mk.	Frequency (MHz)	Reading (dBuV)	Detector	Corr. factor (dB/m)	Result (dBuV/m)	Limit (dBuV/m)	Ant.Pos (cm)	Tab.Pos (deg.)	Margin (dB)	Comment
	9748.000	35.53	peak	8.57	44.10	74.00	150	70	-29.90	
*	12185.000	34.18	peak	15.16	49.34	74.00	150	320	-24.66	

\*:Maximum data    x:Over limit    !:over margin



Radiated Emission Measurement

Operator: Vincent

File :3

Data :#8

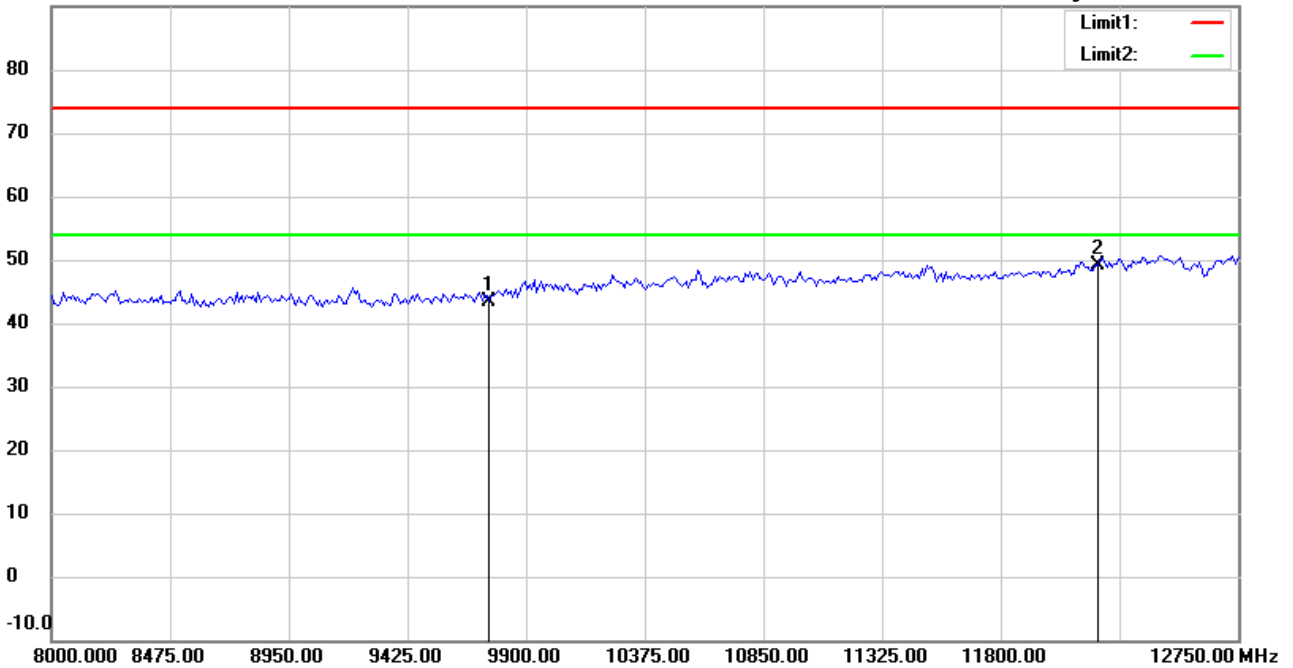
Date: 4/30/2019

Temperature:27.1 °C

90.0 dBuV/m

Time: 8:52:24 PM

Humidity:67.3 %



Site : Chamber

Condition : FCC\_part 15 RE-Class C\_Above 1GHz\_PK

Polarization: *Vertical*

EUT : W6M21903-18898

Power : 24 Vd.c.

M/N:

Distance: 3m

Test Mode : TX 802.11g CH6

Note :

Mk.	Frequency (MHz)	Reading (dBuV)	Detector	Corr. factor (dB/m)	Result (dBuV/m)	Limit (dBuV/m)	Ant.Pos (cm)	Tab.Pos (deg.)	Margin (dB)	Comment
	9748.000	34.78	peak	8.57	43.35	74.00	150	45	-30.65	
*	12185.000	33.91	peak	15.16	49.07	74.00	150	120	-24.93	



Address:6F.,No.58,Ln 188,Ruey Kuang Rd,Neihu,Taipei  
 Tel:+886-2-6606-8877  
 Fax:+886-2-6606-8879

Radiated Emission Measurement

Operator: Vincent

File :3

Data :#4

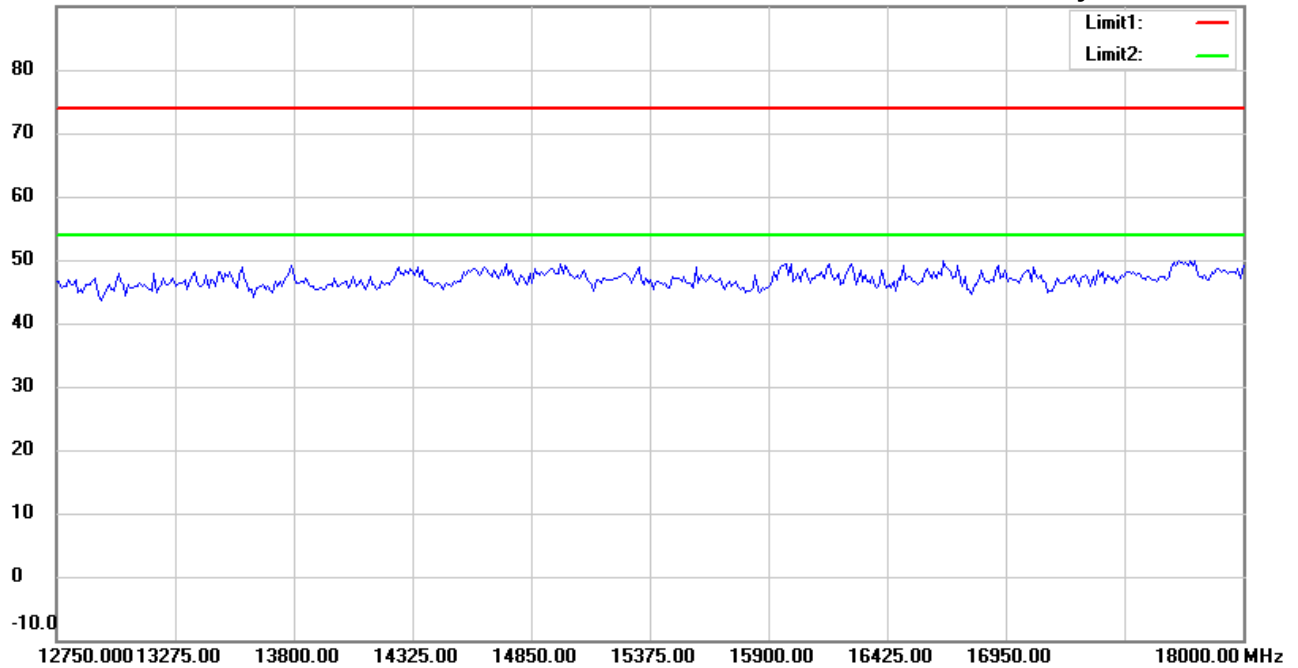
Date: 4/30/2019

Temperature:27.1 °C

90.0 dBuV/m

Time: 8:49:14 PM

Humidity:67.3 %



Site : Chamber

Condition : FCC\_part 15 RE-Class C\_Above 1GHz\_PK

Polarization: *Horizontal*

EUT : W6M21903-18898

Power : 24 Vd.c.

M/N:

Distance: 3m

Test Mode : TX 802.11g CH6

Note :

Mk.	Frequency (MHz)	Reading (dBuV)	Detector	Corr. factor (dB/m)	Result (dBuV/m)	Limit (dBuV/m)	Ant.Pos (cm)	Tab.Pos (deg.)	Margin (dB)	Comment
-----	-----------------	----------------	----------	---------------------	-----------------	----------------	--------------	----------------	-------------	---------

\*:Maximum data    x:Over limit    !:over margin



Address:6F.,No.58,Ln 188,Ruey Kuang Rd,Neihu,Taipei  
 Tel:+886-2-6606-8877  
 Fax:+886-2-6606-8879

**Radiated Emission Measurement**

Operator: Vincent

File :3

Data :#9

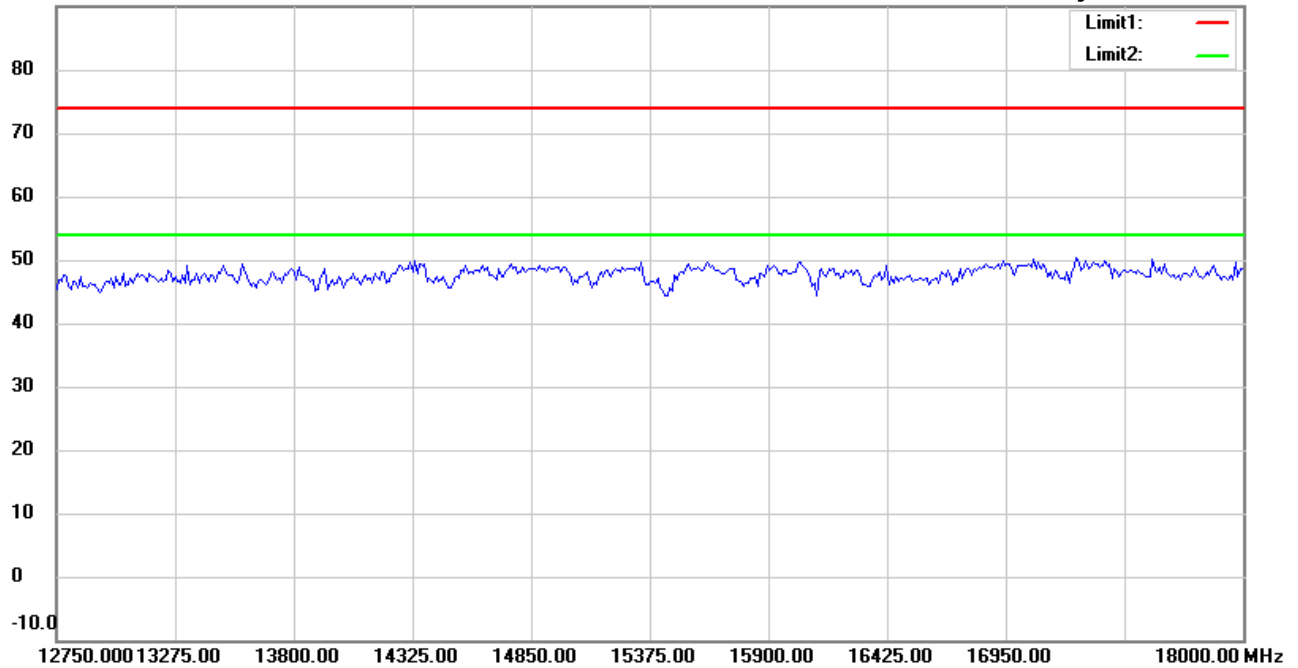
Date: 4/30/2019

Temperature:27.1 °C

90.0 dBuV/m

Time: 8:52:38 PM

Humidity:67.3 %



Site : Chamber

Condition : FCC\_part 15 RE-Class C\_Above 1GHz\_PK

Polarization: *Vertical*

EUT : W6M21903-18898

Power : 24 Vd.c.

M/N:

Distance: 3m

Test Mode : TX 802.11g CH6

Note :

Mk.	Frequency (MHz)	Reading (dBuV)	Detector	Corr. factor (dB/m)	Result (dBuV/m)	Limit (dBuV/m)	Ant.Pos (cm)	Tab.Pos (deg.)	Margin (dB)	Comment
-----	-----------------	----------------	----------	---------------------	-----------------	----------------	--------------	----------------	-------------	---------

\*:Maximum data    x:Over limit    !:over margin





Address:6F.,No.58,Ln 188,Ruey Kuang Rd,Neihu,Taipei  
 Tel:+886-2-6606-8877  
 Fax:+886-2-6606-8879

Radiated Emission Measurement

Operator: Vincent

File :3

Data :#5

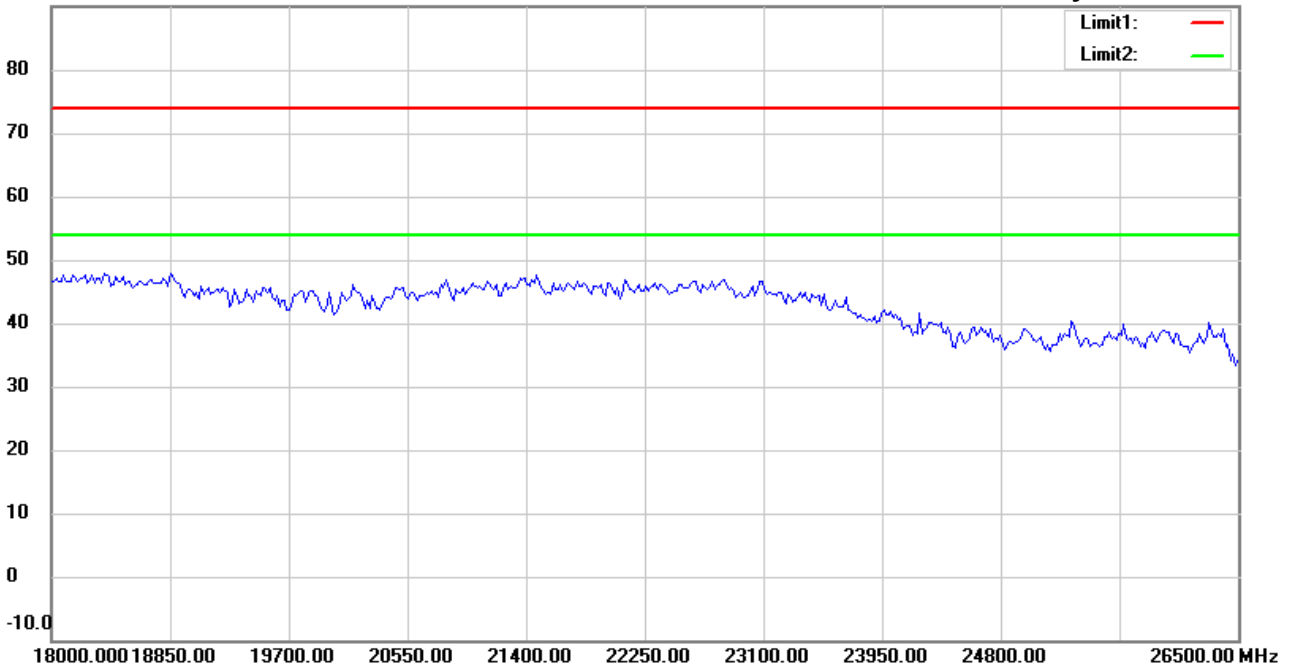
Date: 4/30/2019

Temperature:27.1 °C

90.0 dBuV/m

Time: 8:49:24 PM

Humidity:67.3 %



Site : Chamber

Condition : FCC\_part 15 RE-Class C\_Above 1GHz\_PK

Polarization: *Horizontal*

EUT : W6M21903-18898

Power : 24 Vd.c.

M/N:

Distance: 3m

Test Mode : TX 802.11g CH6

Note :

Mk.	Frequency (MHz)	Reading (dBuV)	Detector	Corr. factor (dB/m)	Result (dBuV/m)	Limit (dBuV/m)	Ant.Pos (cm)	Tab.Pos (deg.)	Margin (dB)	Comment
-----	-----------------	----------------	----------	---------------------	-----------------	----------------	--------------	----------------	-------------	---------

\*:Maximum data    x:Over limit    !:over margin



Address:6F.,No.58,Ln 188,Ruey Kuang Rd,Neihu,Taipei  
 Tel:+886-2-6606-8877  
 Fax:+886-2-6606-8879

Radiated Emission Measurement

Operator: Vincent

File :3

Data :#10

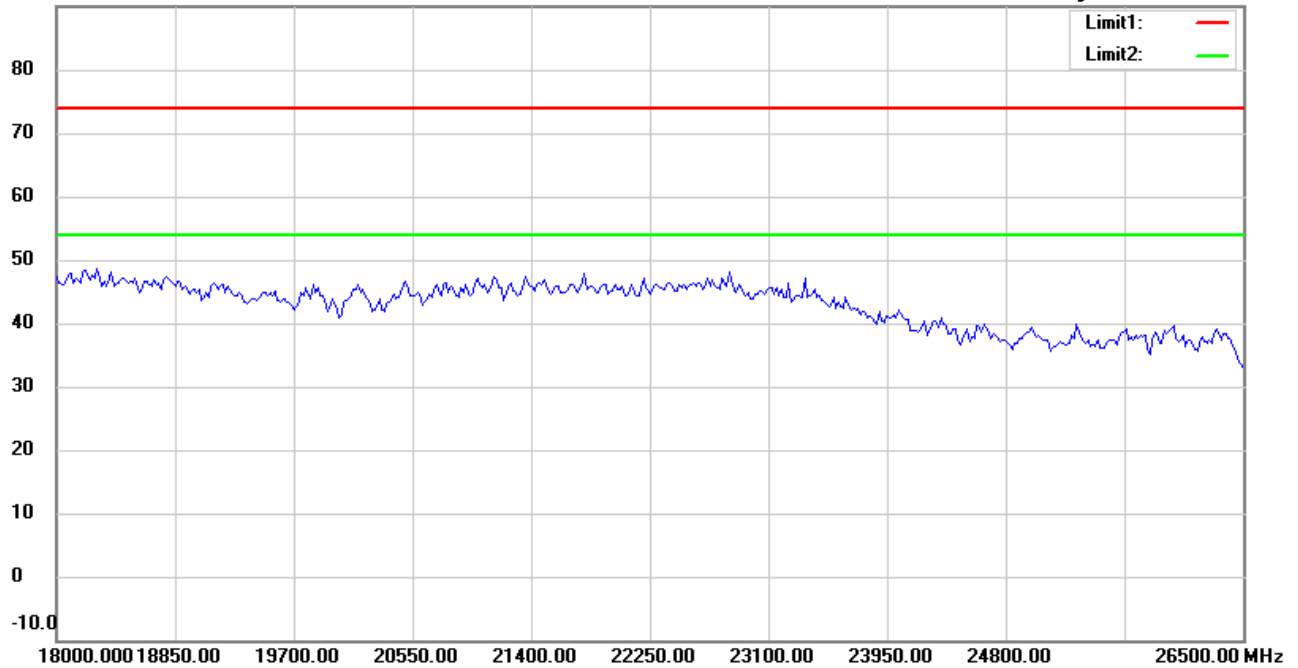
Date: 4/30/2019

Temperature:27.1 °C

90.0 dBuV/m

Time: 8:52:48 PM

Humidity:67.3 %



Site : Chamber

Condition : FCC\_part 15 RE-Class C\_Above 1GHz\_PK

Polarization: *Vertical*

EUT : W6M21903-18898

Power : 24 Vd.c.

M/N:

Distance: 3m

Test Mode : TX 802.11g CH6

Note :

Mk.	Frequency (MHz)	Reading (dBuV)	Detector	Corr. factor (dB/m)	Result (dBuV/m)	Limit (dBuV/m)	Ant.Pos (cm)	Tab.Pos (deg.)	Margin (dB)	Comment
-----	-----------------	----------------	----------	---------------------	-----------------	----------------	--------------	----------------	-------------	---------

\*:Maximum data    x:Over limit    !:over margin



Address:6F.,No.58,Ln 188,Ruey Kuang Rd,Neihu,Taipei  
 Tel:+886-2-6606-8877  
 Fax:+886-2-6606-8879

Radiated Emission Measurement

Operator: Vincent

File :3

Data :#1

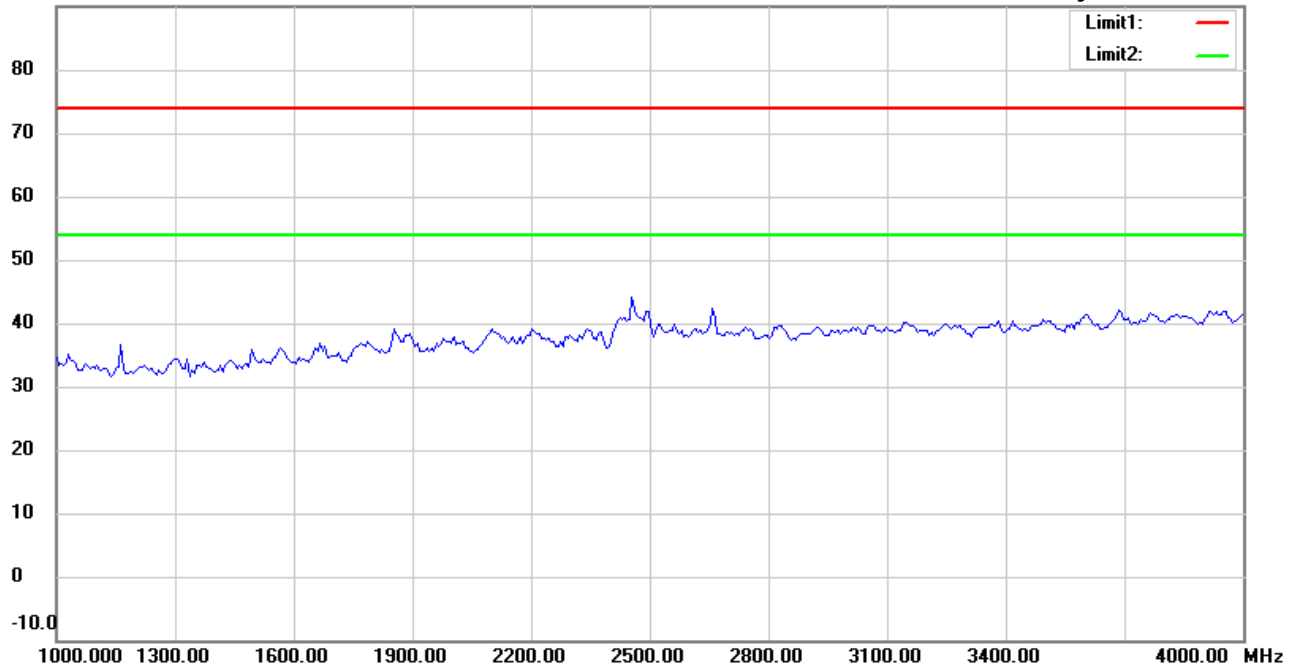
Date: 4/30/2019

Temperature:27.1 °C

90.0 dBuV/m

Time: 8:58:58 PM

Humidity:67.3 %



Site : Chamber

Condition : FCC\_part 15 RE-Class C\_Above 1GHz\_PK

Polarization: *Horizontal*

EUT : W6M21903-18898

Power : 24 Vd.c.

M/N:

Distance: 3m

Test Mode : TX 802.11g CH11

Note :

Mk.	Frequency (MHz)	Reading (dBuV)	Detector	Corr. factor (dB/m)	Result (dBuV/m)	Limit (dBuV/m)	Ant.Pos (cm)	Tab.Pos (deg.)	Margin (dB)	Comment
-----	-----------------	----------------	----------	---------------------	-----------------	----------------	--------------	----------------	-------------	---------

\*:Maximum data    x:Over limit    !:over margin



Address:6F.,No.58,Ln 188,Ruey Kuang Rd,Neihu,Taipei  
 Tel:+886-2-6606-8877  
 Fax:+886-2-6606-8879

Radiated Emission Measurement

Operator: Vincent

File :3

Data :#6

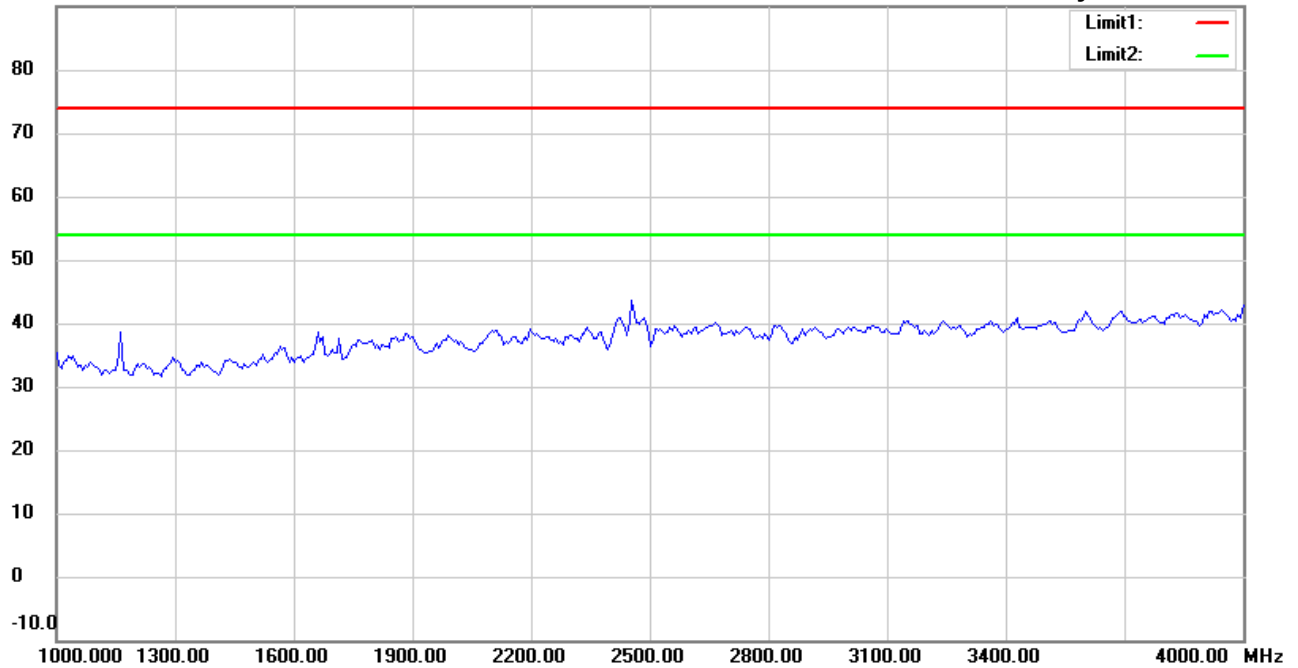
Date: 4/30/2019

Temperature:27.1 °C

90.0 dBuV/m

Time: 9:02:29 PM

Humidity:67.3 %



Site : Chamber

Condition : FCC\_part 15 RE-Class C\_Above 1GHz\_PK

Polarization: *Vertical*

EUT : W6M21903-18898

Power : 24 Vd.c.

M/N:

Distance: 3m

Test Mode : TX 802.11g CH11

Note :

Mk.	Frequency (MHz)	Reading (dBuV)	Detector	Corr. factor (dB/m)	Result (dBuV/m)	Limit (dBuV/m)	Ant.Pos (cm)	Tab.Pos (deg.)	Margin (dB)	Comment
-----	-----------------	----------------	----------	---------------------	-----------------	----------------	--------------	----------------	-------------	---------

\*:Maximum data    x:Over limit    !:over margin



Address:6F.,No.58,Ln 188,Ruey Kuang Rd,Neihu,Taipei  
 Tel:+886-2-6606-8877  
 Fax:+886-2-6606-8879

Radiated Emission Measurement

Operator: Vincent

File :3

Data :#2

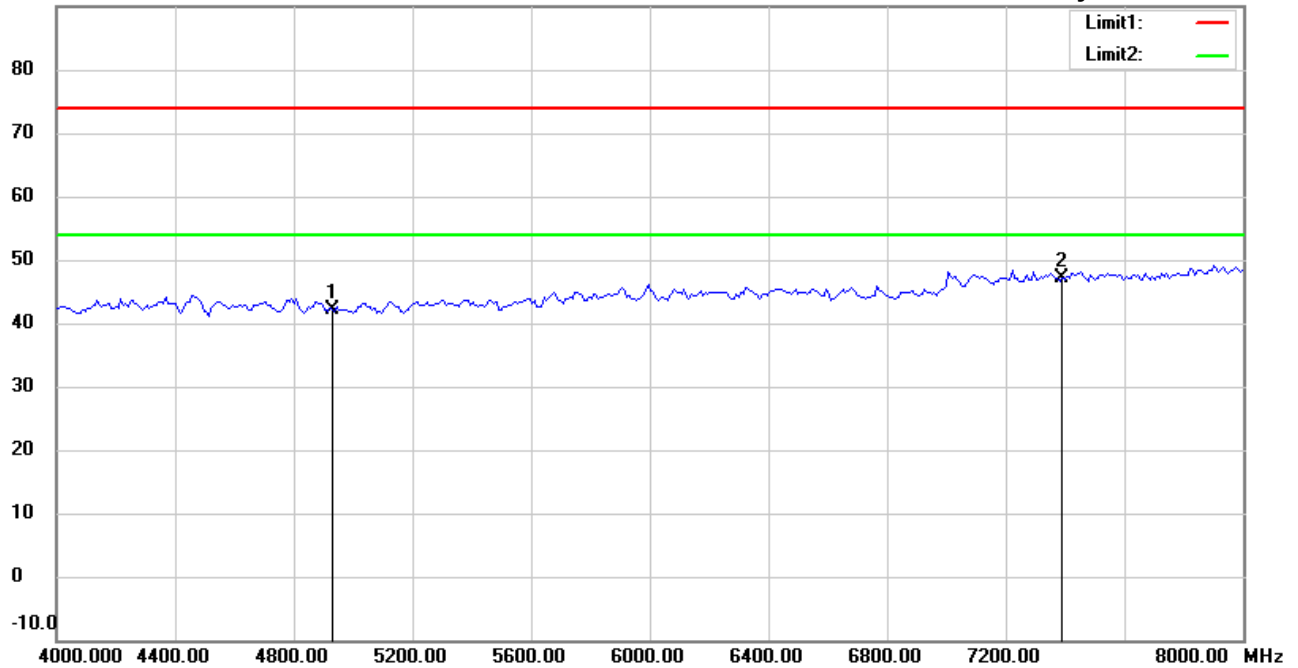
Date: 4/30/2019

Temperature:27.1 °C

90.0 dBuV/m

Time: 8:59:59 PM

Humidity:67.3 %



Site : Chamber

Condition : FCC\_part 15 RE-Class C\_Above 1GHz\_PK

Polarization: *Horizontal*

EUT : W6M21903-18898

Power : 24 Vd.c.

M/N:

Distance: 3m

Test Mode : TX 802.11g CH11

Note :

Mk.	Frequency (MHz)	Reading (dBuV)	Detector	Corr. factor (dB/m)	Result (dBuV/m)	Limit (dBuV/m)	Ant.Pos (cm)	Tab.Pos (deg.)	Margin (dB)	Comment
	4924.000	41.54	peak	0.71	42.25	74.00	150	65	-31.75	
*	7386.000	41.14	peak	5.99	47.13	74.00	150	235	-26.87	

\*:Maximum data    x:Over limit    !:over margin



Radiated Emission Measurement

Operator: Vincent

File :3

Data :#7

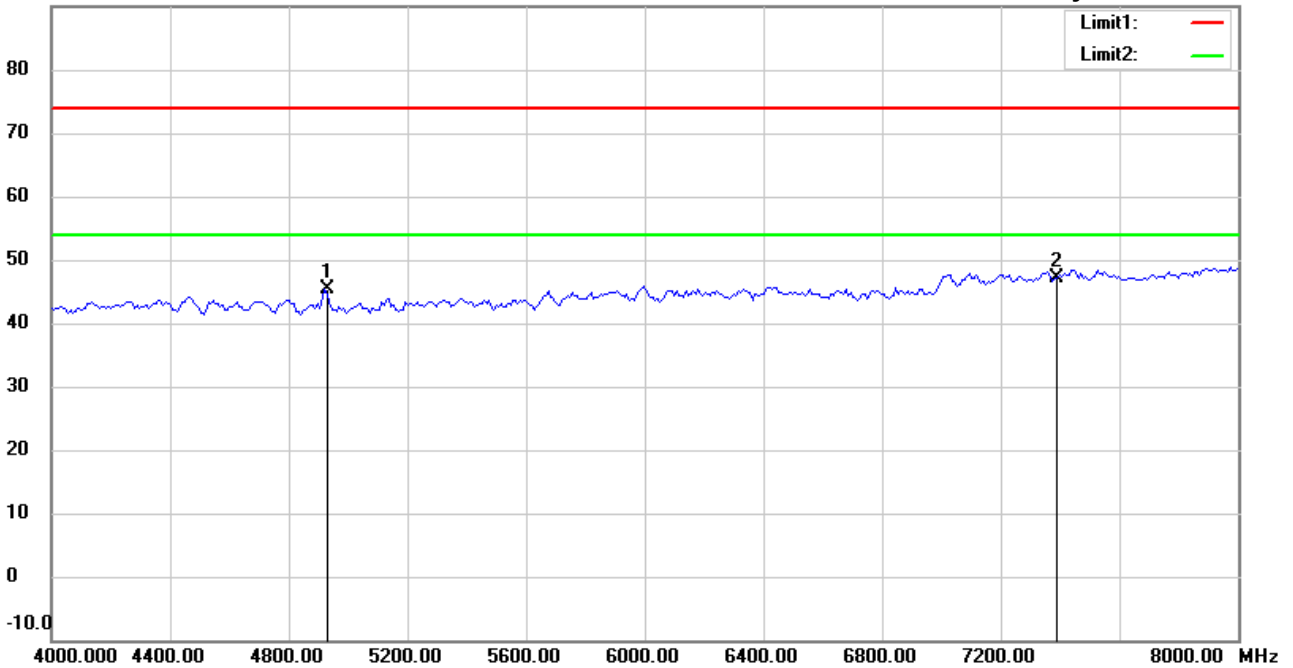
Date: 4/30/2019

Temperature:27.1 °C

90.0 dBuV/m

Time: 9:03:30 PM

Humidity:67.3 %



Site : Chamber

Condition : FCC\_part 15 RE-Class C\_Above 1GHz\_PK

Polarization: *Vertical*

EUT : W6M21903-18898

Power : 24 Vd.c.

M/N:

Distance: 3m

Test Mode : TX 802.11g CH11

Note :

Mk.	Frequency (MHz)	Reading (dBuV)	Detector	Corr. factor (dB/m)	Result (dBuV/m)	Limit (dBuV/m)	Ant.Pos (cm)	Tab.Pos (deg.)	Margin (dB)	Comment
	4921.844	44.67	peak	0.71	45.38	74.00	150	115	-28.62	
*	7386.000	41.19	peak	5.99	47.18	74.00	150	230	-26.82	



Radiated Emission Measurement

Operator: Vincent

File :3

Data :#3

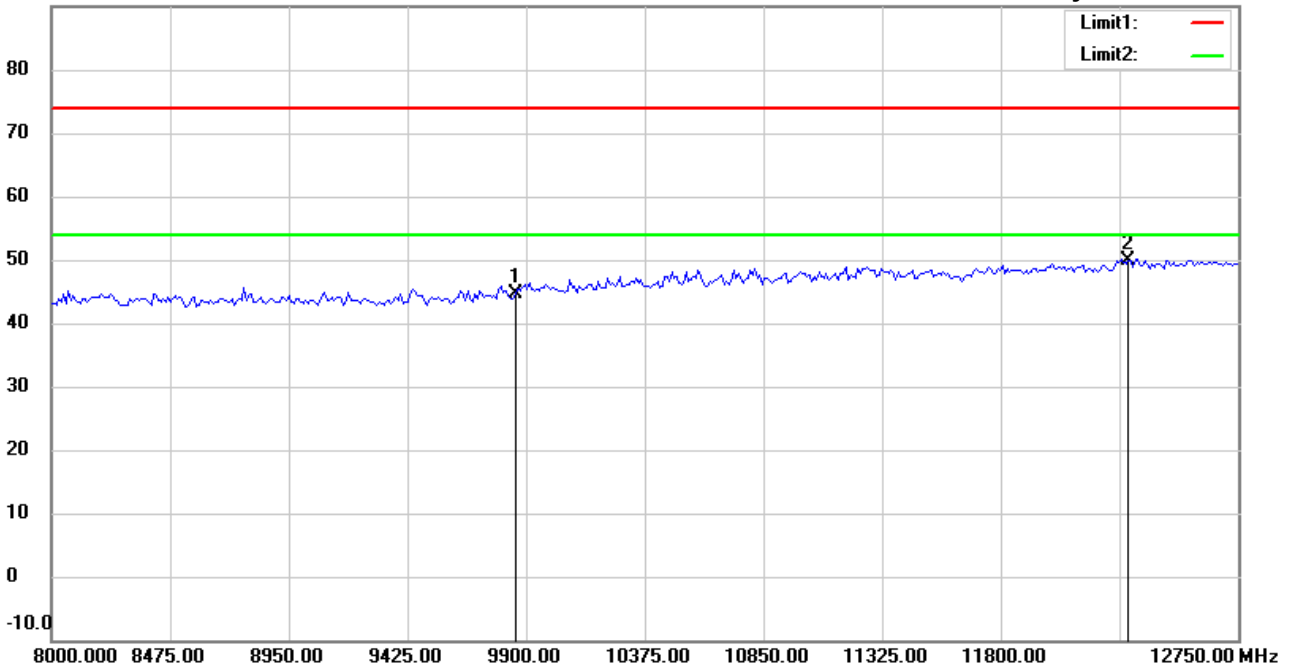
Date: 4/30/2019

Temperature:27.1 °C

90.0 dBuV/m

Time: 9:01:05 PM

Humidity:67.3 %



Site : Chamber

Condition : FCC\_part 15 RE-Class C\_Above 1GHz\_PK

Polarization: *Horizontal*

EUT : W6M21903-18898

Power : 24 Vd.c.

M/N:

Distance: 3m

Test Mode : TX 802.11g CH11

Note :

Mk.	Frequency (MHz)	Reading (dBuV)	Detector	Corr. factor (dB/m)	Result (dBuV/m)	Limit (dBuV/m)	Ant.Pos (cm)	Tab.Pos (deg.)	Margin (dB)	Comment
	9848.000	35.32	peak	9.27	44.59	74.00	150	115	-29.41	
*	12310.000	35.24	peak	14.62	49.86	74.00	150	40	-24.14	



Radiated Emission Measurement

Operator: Vincent

File :3

Data :#8

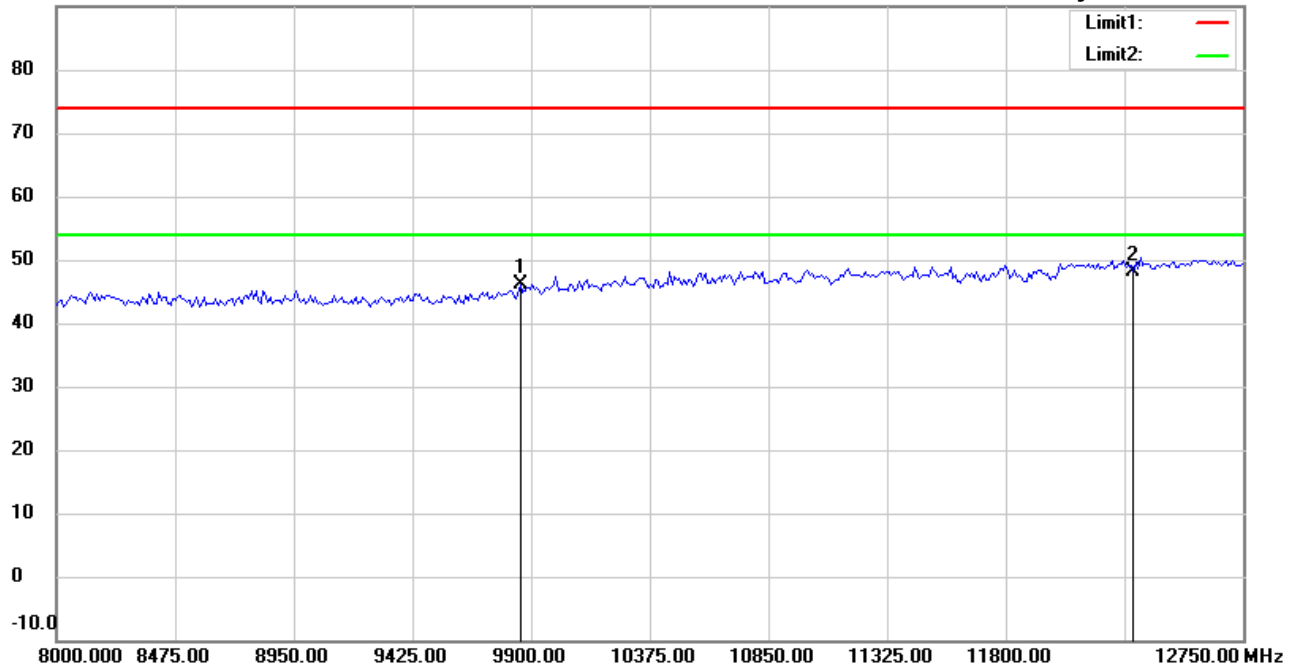
Date: 4/30/2019

Temperature:27.1 °C

90.0 dBuV/m

Time: 9:04:29 PM

Humidity:67.3 %



Site : Chamber

Condition : FCC\_part 15 RE-Class C\_Above 1GHz\_PK

Polarization: *Vertical*

EUT : W6M21903-18898

Power : 24 Vd.c.

M/N:

Distance: 3m

Test Mode : TX 802.11g CH11

Note :

Mk.	Frequency (MHz)	Reading (dBuV)	Detector	Corr. factor (dB/m)	Result (dBuV/m)	Limit (dBuV/m)	Ant.Pos (cm)	Tab.Pos (deg.)	Margin (dB)	Comment
	9848.000	36.76	peak	9.27	46.03	74.00	150	60	-27.97	
*	12310.000	33.59	peak	14.62	48.21	74.00	150	235	-25.79	





Address:6F.,No.58,Ln 188,Ruey Kuang Rd,Neihu,Taipei  
 Tel:+886-2-6606-8877  
 Fax:+886-2-6606-8879

Radiated Emission Measurement

Operator: Vincent

File :3

Data :#4

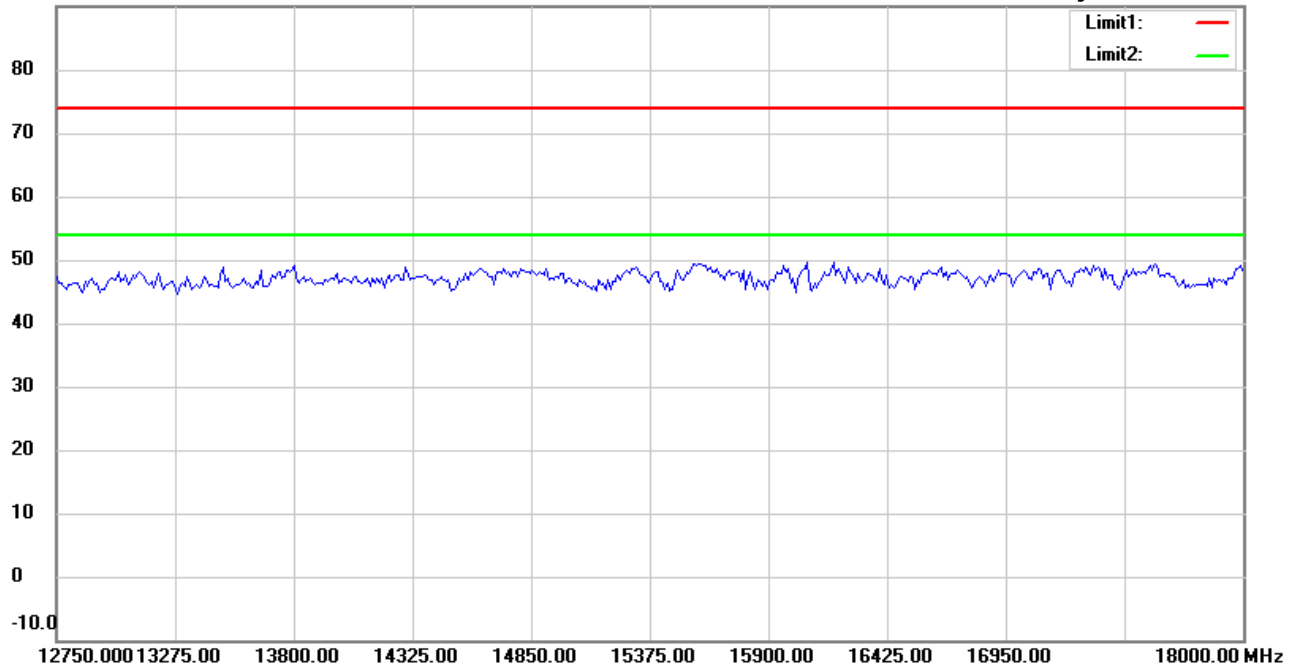
Date: 4/30/2019

Temperature:27.1 °C

90.0 dBuV/m

Time: 9:01:19 PM

Humidity:67.3 %



Site : Chamber

Condition : FCC\_part 15 RE-Class C\_Above 1GHz\_PK

Polarization: *Horizontal*

EUT : W6M21903-18898

Power : 24 Vd.c.

M/N:

Distance: 3m

Test Mode : TX 802.11g CH11

Note :

Mk.	Frequency (MHz)	Reading (dBuV)	Detector	Corr. factor (dB/m)	Result (dBuV/m)	Limit (dBuV/m)	Ant.Pos (cm)	Tab.Pos (deg.)	Margin (dB)	Comment
-----	-----------------	----------------	----------	---------------------	-----------------	----------------	--------------	----------------	-------------	---------

\*:Maximum data    x:Over limit    !:over margin



Address:6F.,No.58,Ln 188,Ruey Kuang Rd,Neihu,Taipei  
 Tel:+886-2-6606-8877  
 Fax:+886-2-6606-8879

Radiated Emission Measurement

Operator: Vincent

File :3

Data :#9

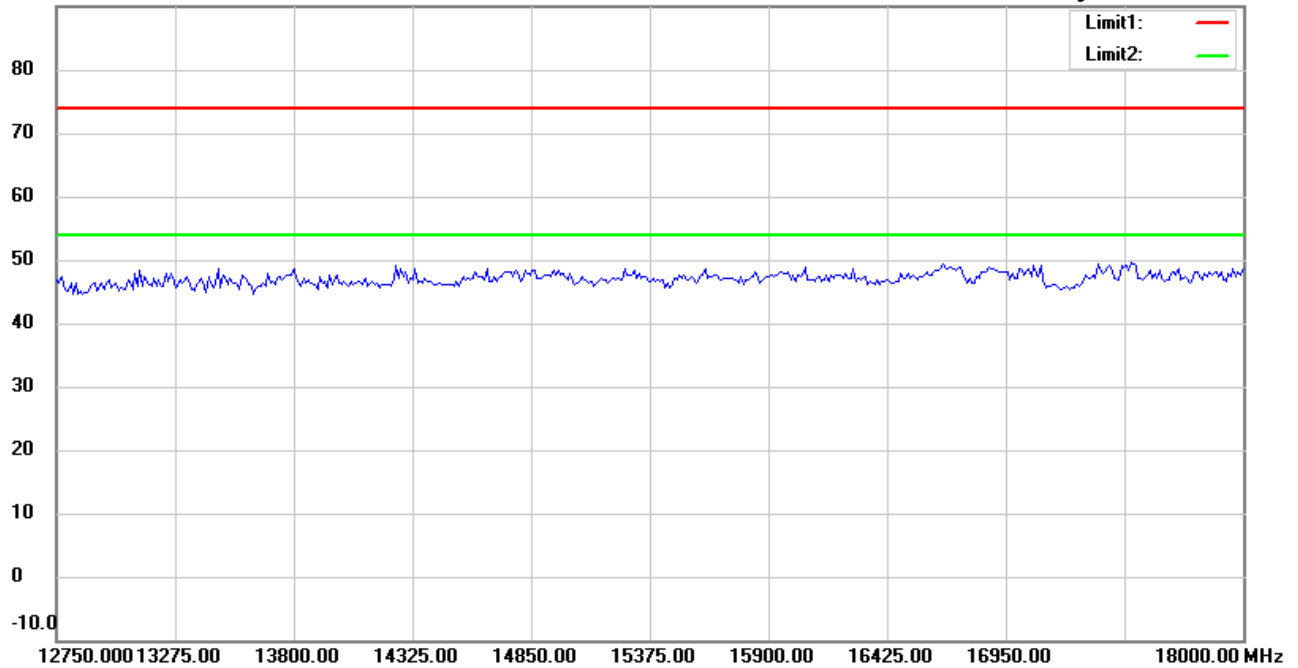
Date: 4/30/2019

Temperature:27.1 °C

90.0 dBuV/m

Time: 9:04:43 PM

Humidity:67.3 %



Site : Chamber

Condition : FCC\_part 15 RE-Class C\_Above 1GHz\_PK

Polarization: *Vertical*

EUT : W6M21903-18898

Power : 24 Vd.c.

M/N:

Distance: 3m

Test Mode : TX 802.11g CH11

Note :

Mk.	Frequency (MHz)	Reading (dBuV)	Detector	Corr. factor (dB/m)	Result (dBuV/m)	Limit (dBuV/m)	Ant.Pos (cm)	Tab.Pos (deg.)	Margin (dB)	Comment
-----	-----------------	----------------	----------	---------------------	-----------------	----------------	--------------	----------------	-------------	---------

\*:Maximum data    x:Over limit    !:over margin



Address:6F.,No.58,Ln 188,Ruey Kuang Rd,Neihu,Taipei  
 Tel:+886-2-6606-8877  
 Fax:+886-2-6606-8879

Radiated Emission Measurement

Operator: Vincent

File :3

Data :#5

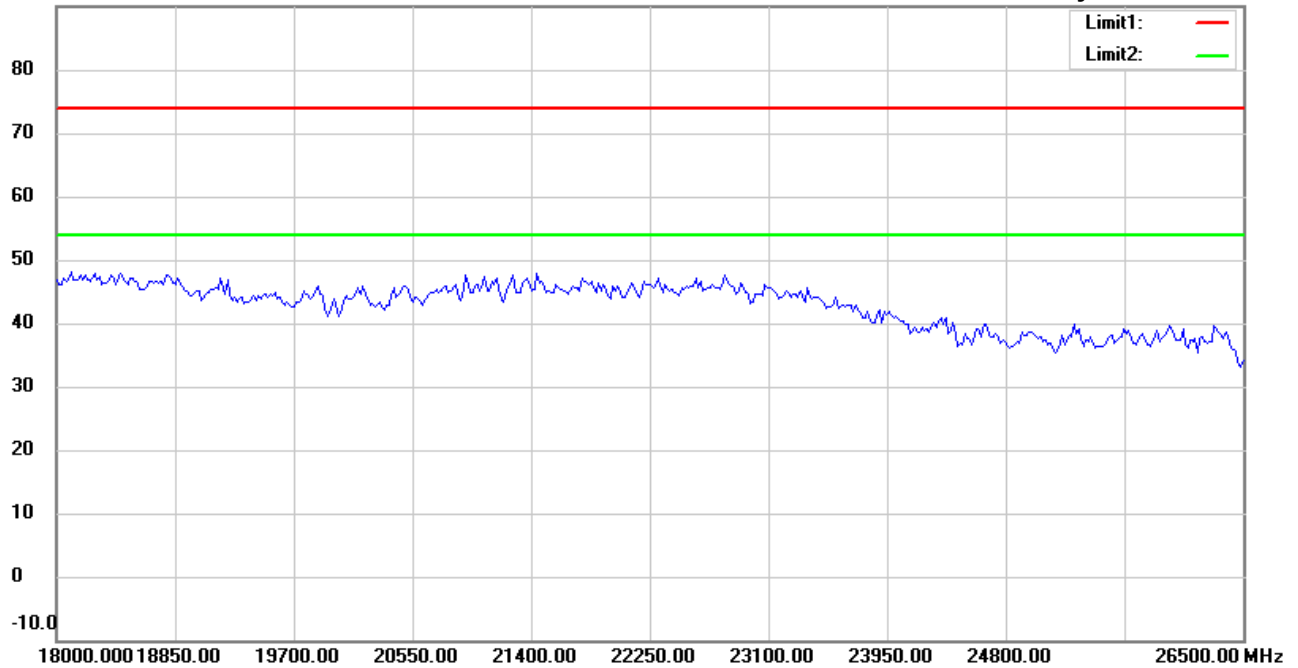
Date: 4/30/2019

Temperature:27.1 °C

90.0 dBuV/m

Time: 9:01:29 PM

Humidity:67.3 %



Site : Chamber

Condition : FCC\_part 15 RE-Class C\_Above 1GHz\_PK

Polarization: *Horizontal*

EUT : W6M21903-18898

Power : 24 Vd.c.

M/N:

Distance: 3m

Test Mode : TX 802.11g CH11

Note :

Mk.	Frequency (MHz)	Reading (dBuV)	Detector	Corr. factor (dB/m)	Result (dBuV/m)	Limit (dBuV/m)	Ant.Pos (cm)	Tab.Pos (deg.)	Margin (dB)	Comment
-----	-----------------	----------------	----------	---------------------	-----------------	----------------	--------------	----------------	-------------	---------

\*:Maximum data    x:Over limit    !:over margin



Address:6F.,No.58,Ln 188,Ruey Kuang Rd,Neihu,Taipei  
 Tel:+886-2-6606-8877  
 Fax:+886-2-6606-8879

**Radiated Emission Measurement**

Operator: Vincent

File :3

Data :#10

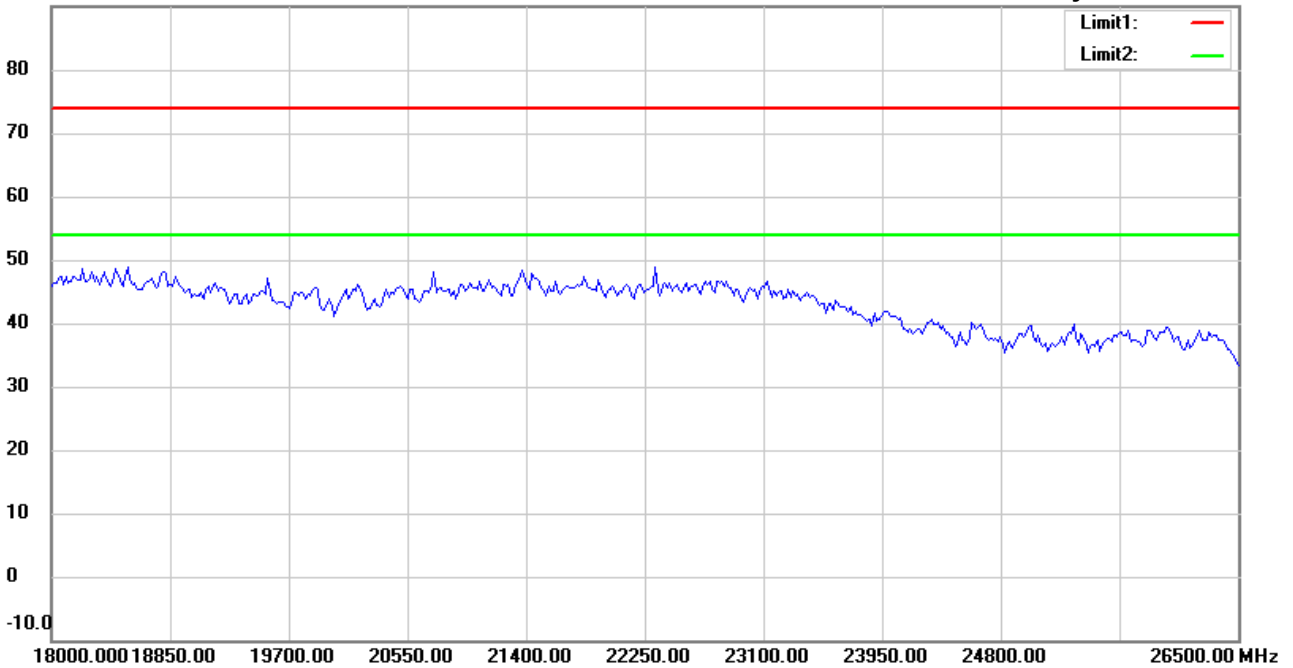
Date: 4/30/2019

Temperature:27.1 °C

90.0 dBuV/m

Time: 9:04:53 PM

Humidity:67.3 %



Site : Chamber

Condition : FCC\_part 15 RE-Class C\_Above 1GHz\_PK

Polarization: *Vertical*

EUT : W6M21903-18898

Power : 24 Vd.c.

M/N:

Distance: 3m

Test Mode : TX 802.11g CH11

Note :

Mk.	Frequency (MHz)	Reading (dBuV)	Detector	Corr. factor (dB/m)	Result (dBuV/m)	Limit (dBuV/m)	Ant.Pos (cm)	Tab.Pos (deg.)	Margin (dB)	Comment
-----	-----------------	----------------	----------	---------------------	-----------------	----------------	--------------	----------------	-------------	---------

\*:Maximum data    x:Over limit    !:over margin



Address:6F.,No.58,Ln 188,Ruey Kuang Rd,Neihu,Taipei  
 Tel:+886-2-6606-8877  
 Fax:+886-2-6606-8879

Radiated Emission Measurement

Operator: Vincent

File :3

Data :#1

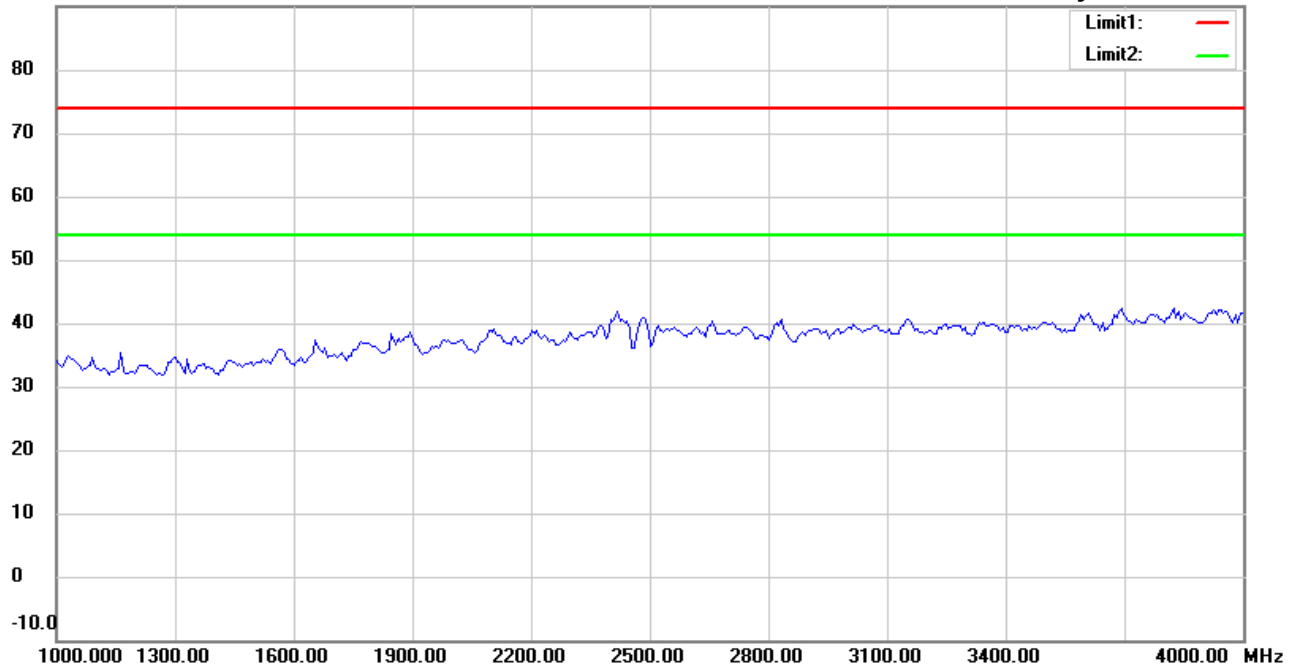
Date: 4/30/2019

Temperature:27.1 °C

90.0 dBuV/m

Time: 9:08:48 PM

Humidity:67.3 %



Site : Chamber

Condition : FCC\_part 15 RE-Class C\_Above 1GHz\_PK

Polarization: *Horizontal*

EUT : W6M21903-18898

Power : 24 Vd.c.

M/N:

Distance: 3m

Test Mode : TX 802.11n20 CH1

Note :

Mk.	Frequency (MHz)	Reading (dBuV)	Detector	Corr. factor (dB/m)	Result (dBuV/m)	Limit (dBuV/m)	Ant.Pos (cm)	Tab.Pos (deg.)	Margin (dB)	Comment
-----	-----------------	----------------	----------	---------------------	-----------------	----------------	--------------	----------------	-------------	---------

\*:Maximum data    x:Over limit    !:over margin



Address:6F.,No.58,Ln 188,Ruey Kuang Rd,Neihu,Taipei  
 Tel:+886-2-6606-8877  
 Fax:+886-2-6606-8879

Radiated Emission Measurement

Operator: Vincent

File :3

Data :#6

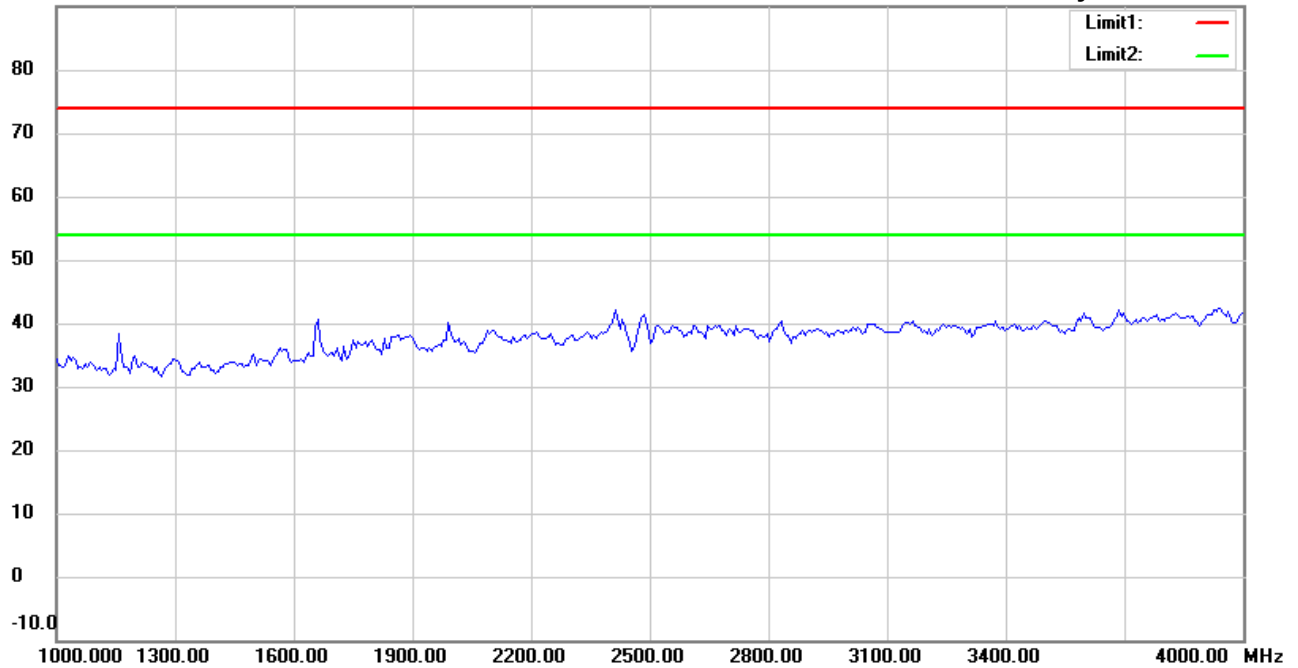
Date: 4/30/2019

Temperature:27.1 °C

90.0 dBuV/m

Time: 9:12:19 PM

Humidity:67.3 %



Site : Chamber

Condition : FCC\_part 15 RE-Class C\_Above 1GHz\_PK

Polarization: **Vertical**

EUT : W6M21903-18898

Power : 24 Vd.c.

M/N:

Distance: 3m

Test Mode : TX 802.11n20 CH1

Note :

Mk.	Frequency (MHz)	Reading (dBuV)	Detector	Corr. factor (dB/m)	Result (dBuV/m)	Limit (dBuV/m)	Ant.Pos (cm)	Tab.Pos (deg.)	Margin (dB)	Comment
-----	-----------------	----------------	----------	---------------------	-----------------	----------------	--------------	----------------	-------------	---------

\*:Maximum data    x:Over limit    !:over margin



Radiated Emission Measurement

Operator: Vincent

File :3

Data :#2

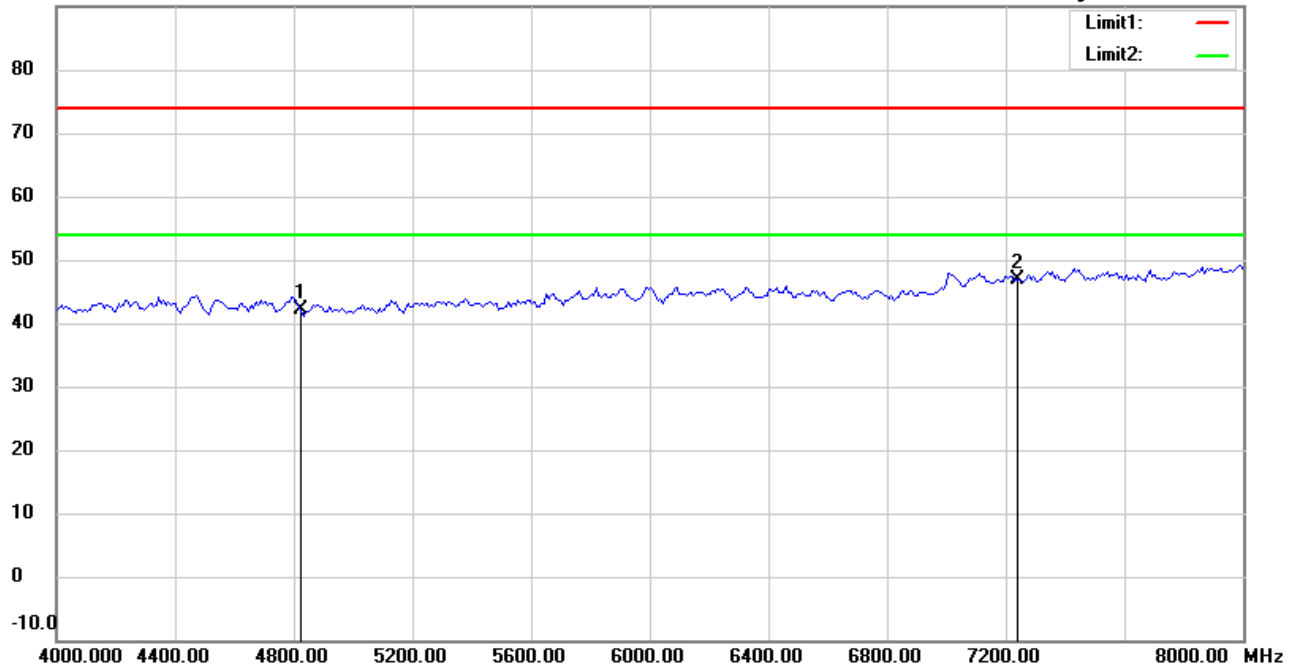
Date: 4/30/2019

Temperature:27.1 °C

90.0 dBuV/m

Time: 9:09:49 PM

Humidity:67.3 %



Site : Chamber

Condition : FCC\_part 15 RE-Class C\_Above 1GHz\_PK

Polarization: *Horizontal*

EUT : W6M21903-18898

Power : 24 Vd.c.

M/N:

Distance: 3m

Test Mode : TX 802.11n20 CH1

Note :

Mk.	Frequency (MHz)	Reading (dBuV)	Detector	Corr. factor (dB/m)	Result (dBuV/m)	Limit (dBuV/m)	Ant.Pos (cm)	Tab.Pos (deg.)	Margin (dB)	Comment
	4824.000	41.30	peak	0.73	42.03	74.00	150	180	-31.97	
*	7236.000	41.40	peak	5.42	46.82	74.00	150	265	-27.18	



Radiated Emission Measurement

Operator: Vincent

File :3

Data :#7

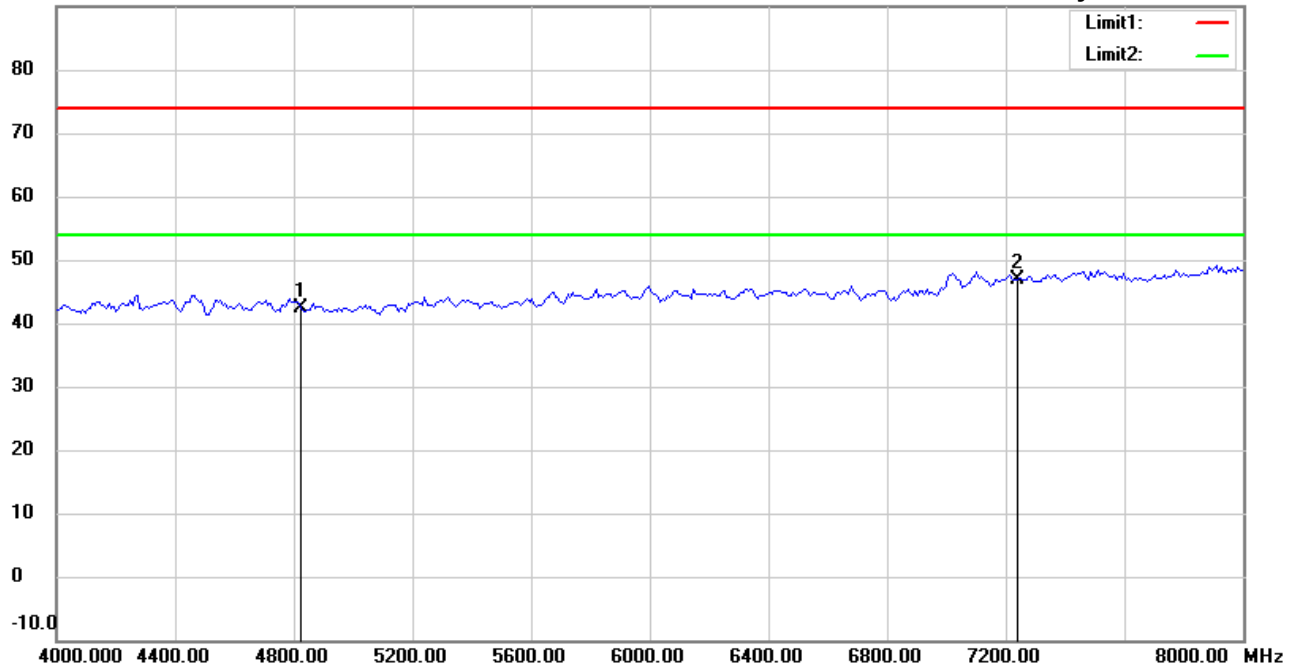
Date: 4/30/2019

Temperature:27.1 °C

90.0 dBuV/m

Time: 9:13:20 PM

Humidity:67.3 %



Site : Chamber

Condition : FCC\_part 15 RE-Class C\_Above 1GHz\_PK

Polarization: **Vertical**

EUT : W6M21903-18898

Power : 24 Vd.c.

M/N:

Distance: 3m

Test Mode : TX 802.11n20 CH1

Note :

Mk.	Frequency (MHz)	Reading (dBuV)	Detector	Corr. factor (dB/m)	Result (dBuV/m)	Limit (dBuV/m)	Ant.Pos (cm)	Tab.Pos (deg.)	Margin (dB)	Comment
	4824.000	41.62	peak	0.73	42.35	74.00	150	305	-31.65	
*	7236.000	41.58	peak	5.42	47.00	74.00	150	65	-27.00	





Address:6F.,No.58,Ln 188,Ruey Kuang Rd,Neihu,Taipei  
 Tel:+886-2-6606-8877  
 Fax:+886-2-6606-8879

Radiated Emission Measurement

Operator: Vincent

File :3

Data :#3

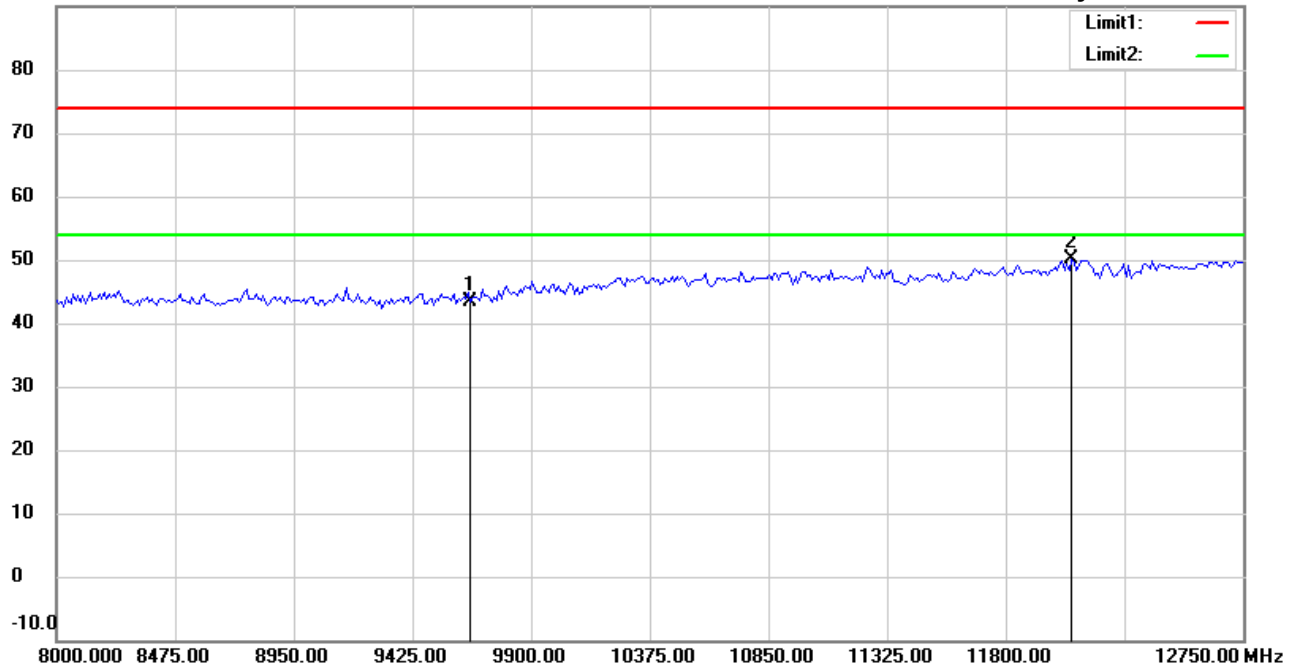
Date: 4/30/2019

Temperature:27.1 °C

90.0 dBuV/m

Time: 9:10:55 PM

Humidity:67.3 %



Site : Chamber

Condition : FCC\_part 15 RE-Class C\_Above 1GHz\_PK

Polarization: *Horizontal*

EUT : W6M21903-18898

Power : 24 Vd.c.

M/N:

Distance: 3m

Test Mode : TX 802.11n20 CH1

Note :

Mk.	Frequency (MHz)	Reading (dBuV)	Detector	Corr. factor (dB/m)	Result (dBuV/m)	Limit (dBuV/m)	Ant.Pos (cm)	Tab.Pos (deg.)	Margin (dB)	Comment
	9648.000	35.17	peak	8.28	43.45	74.00	150	215	-30.55	
*	12060.000	35.84	peak	14.17	50.01	74.00	150	210	-23.99	

\*:Maximum data    x:Over limit    !:over margin



Radiated Emission Measurement

Operator: Vincent

File :3

Data :#8

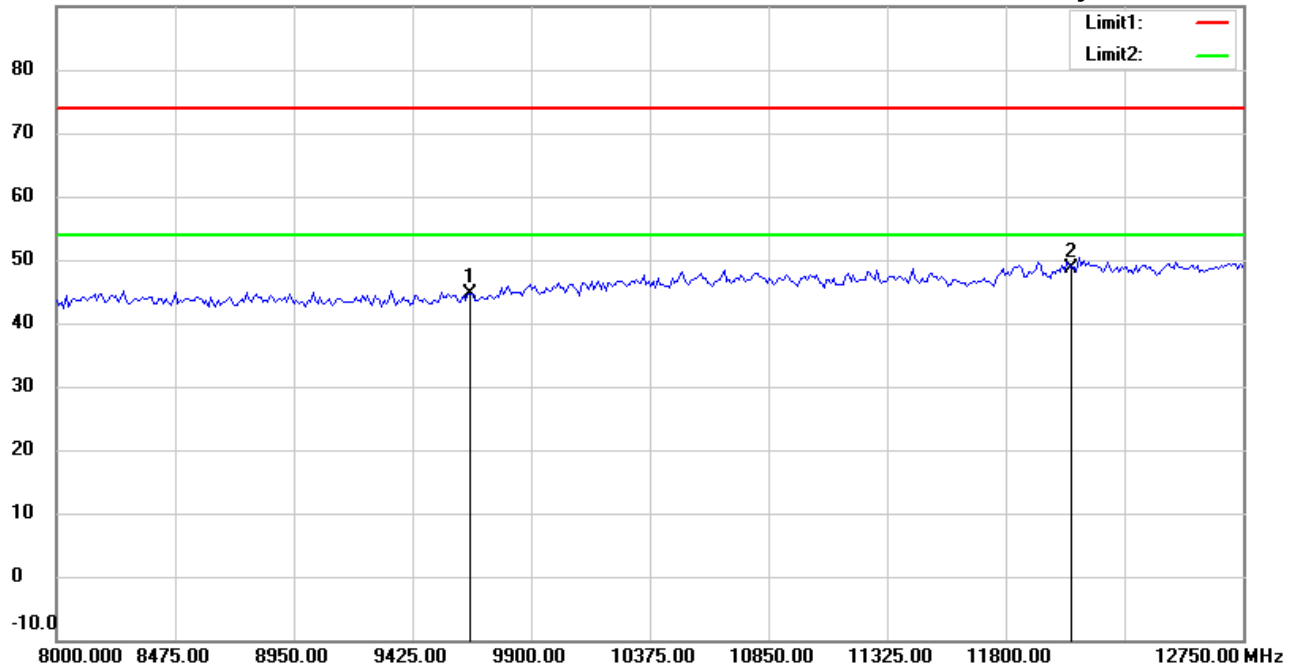
Date: 4/30/2019

Temperature:27.1 °C

90.0 dBuV/m

Time: 9:14:19 PM

Humidity:67.3 %



Site : Chamber

Condition : FCC\_part 15 RE-Class C\_Above 1GHz\_PK

Polarization: *Vertical*

EUT : W6M21903-18898

Power : 24 Vd.c.

M/N:

Distance: 3m

Test Mode : TX 802.11n20 CH1

Note :

Mk.	Frequency (MHz)	Reading (dBuV)	Detector	Corr. factor (dB/m)	Result (dBuV/m)	Limit (dBuV/m)	Ant.Pos (cm)	Tab.Pos (deg.)	Margin (dB)	Comment
	9648.000	36.24	peak	8.28	44.52	74.00	150	45	-29.48	
*	12060.000	34.54	peak	14.17	48.71	74.00	150	180	-25.29	



Address:6F.,No.58,Ln 188,Ruey Kuang Rd,Neihu,Taipei  
 Tel:+886-2-6606-8877  
 Fax:+886-2-6606-8879

Radiated Emission Measurement

Operator: Vincent

File :3

Data :#4

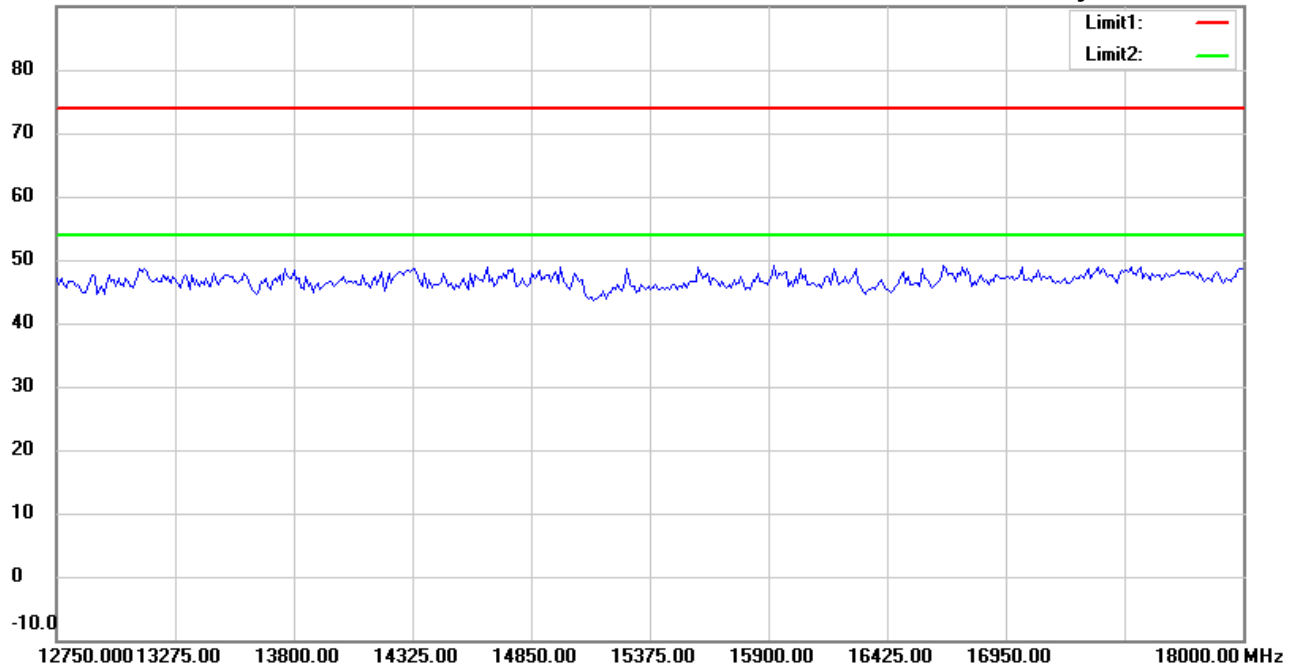
Date: 4/30/2019

Temperature:27.1 °C

90.0 dBuV/m

Time: 9:11:09 PM

Humidity:67.3 %



Site : Chamber

Condition : FCC\_part 15 RE-Class C\_Above 1GHz\_PK

Polarization: *Horizontal*

EUT : W6M21903-18898

Power : 24 Vd.c.

M/N:

Distance: 3m

Test Mode : TX 802.11n20 CH1

Note :

Mk.	Frequency (MHz)	Reading (dBuV)	Detector	Corr. factor (dB/m)	Result (dBuV/m)	Limit (dBuV/m)	Ant.Pos (cm)	Tab.Pos (deg.)	Margin (dB)	Comment
-----	-----------------	----------------	----------	---------------------	-----------------	----------------	--------------	----------------	-------------	---------

\*:Maximum data    x:Over limit    !:over margin



Address:6F.,No.58,Ln 188,Ruey Kuang Rd,Neihu,Taipei  
 Tel:+886-2-6606-8877  
 Fax:+886-2-6606-8879

**Radiated Emission Measurement**

Operator: Vincent

File :3

Data :#9

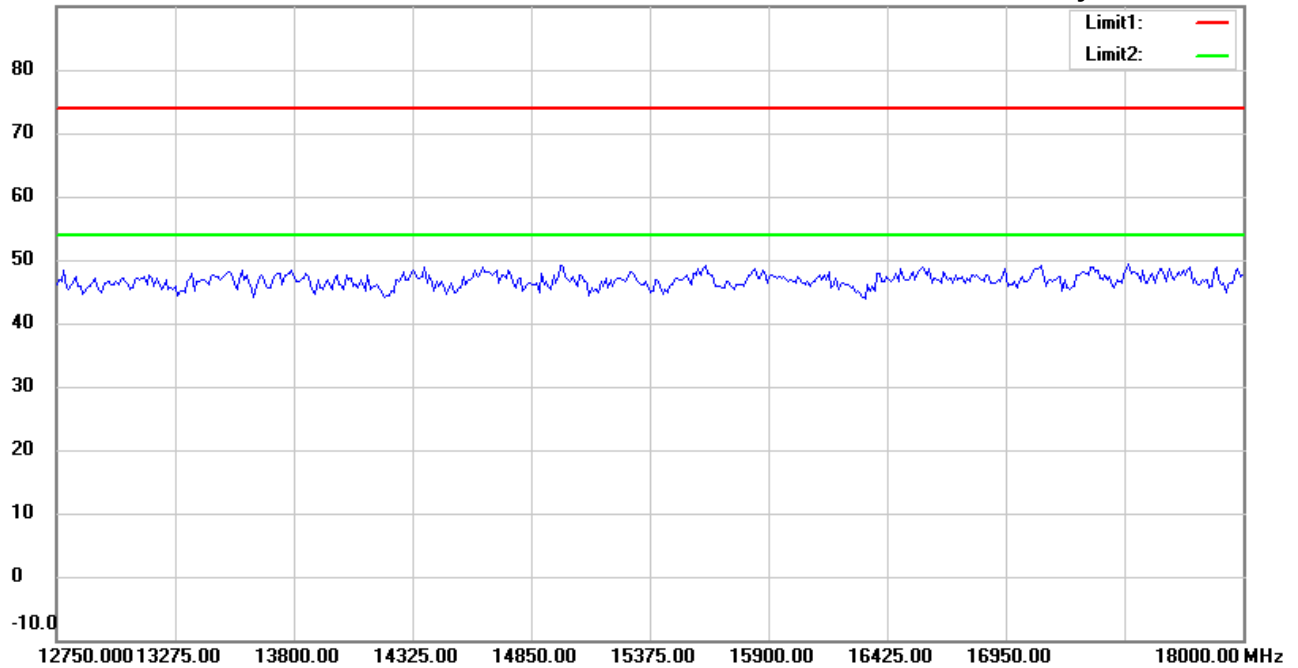
Date: 4/30/2019

Temperature:27.1 °C

90.0 dBuV/m

Time: 9:14:33 PM

Humidity:67.3 %



Site : Chamber

Condition : FCC\_part 15 RE-Class C\_Above 1GHz\_PK

Polarization: **Vertical**

EUT : W6M21903-18898

Power : 24 Vd.c.

M/N:

Distance: 3m

Test Mode : TX 802.11n20 CH1

Note :

Mk.	Frequency (MHz)	Reading (dBuV)	Detector	Corr. factor (dB/m)	Result (dBuV/m)	Limit (dBuV/m)	Ant.Pos (cm)	Tab.Pos (deg.)	Margin (dB)	Comment
-----	-----------------	----------------	----------	---------------------	-----------------	----------------	--------------	----------------	-------------	---------

\*:Maximum data    x:Over limit    !:over margin



Address:6F.,No.58,Ln 188,Ruey Kuang Rd,Neihu,Taipei  
 Tel:+886-2-6606-8877  
 Fax:+886-2-6606-8879

Radiated Emission Measurement

Operator: Vincent

File :3

Data :#5

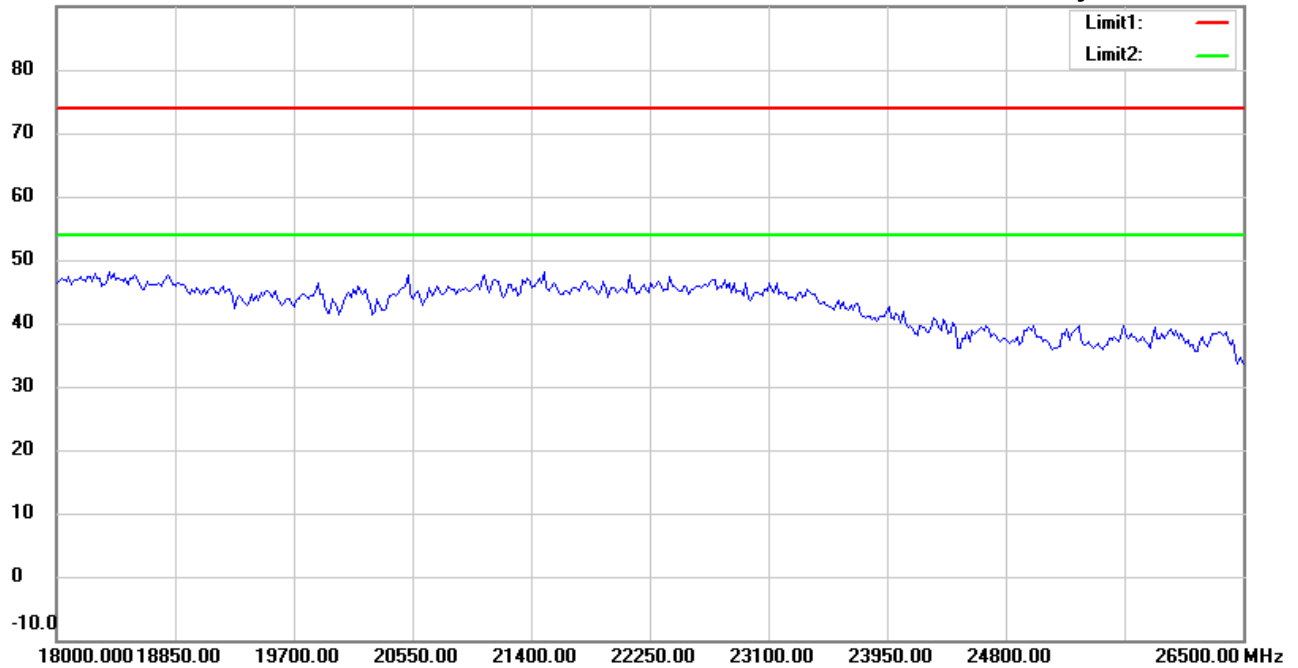
Date: 4/30/2019

Temperature:27.1 °C

90.0 dBuV/m

Time: 9:11:19 PM

Humidity:67.3 %



Site : Chamber

Condition : FCC\_part 15 RE-Class C\_Above 1GHz\_PK

Polarization: *Horizontal*

EUT : W6M21903-18898

Power : 24 Vd.c.

M/N:

Distance: 3m

Test Mode : TX 802.11n20 CH1

Note :

Mk.	Frequency (MHz)	Reading (dBuV)	Detector	Corr. factor (dB/m)	Result (dBuV/m)	Limit (dBuV/m)	Ant.Pos (cm)	Tab.Pos (deg.)	Margin (dB)	Comment
-----	-----------------	----------------	----------	---------------------	-----------------	----------------	--------------	----------------	-------------	---------

\*:Maximum data    x:Over limit    !:over margin



Address:6F.,No.58,Ln 188,Ruey Kuang Rd,Neihu,Taipei  
 Tel:+886-2-6606-8877  
 Fax:+886-2-6606-8879

Radiated Emission Measurement

Operator: Vincent

File :3

Data :#10

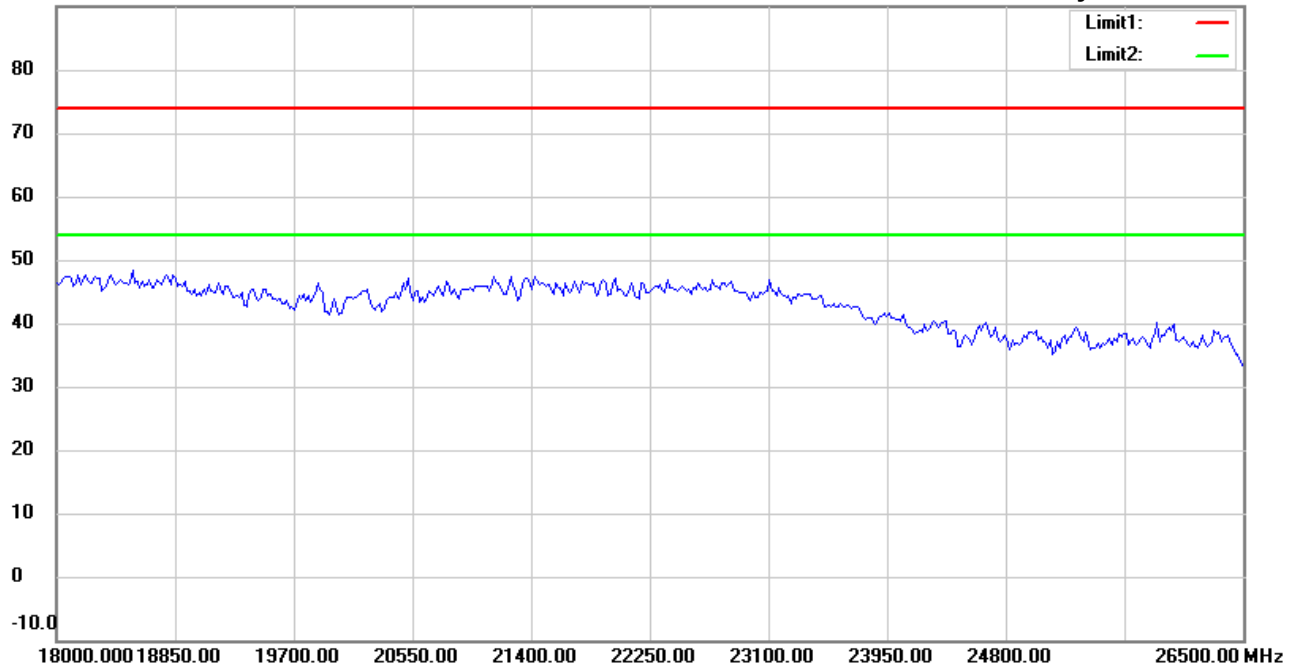
Date: 4/30/2019

Temperature:27.1 °C

90.0 dBuV/m

Time: 9:14:43 PM

Humidity:67.3 %



Site : Chamber

Condition : FCC\_part 15 RE-Class C\_Above 1GHz\_PK

Polarization: *Vertical*

EUT : W6M21903-18898

Power : 24 Vd.c.

M/N:

Distance: 3m

Test Mode : TX 802.11n20 CH1

Note :

Mk.	Frequency (MHz)	Reading (dBuV)	Detector	Corr. factor (dB/m)	Result (dBuV/m)	Limit (dBuV/m)	Ant.Pos (cm)	Tab.Pos (deg.)	Margin (dB)	Comment
-----	-----------------	----------------	----------	---------------------	-----------------	----------------	--------------	----------------	-------------	---------

\*:Maximum data    x:Over limit    !:over margin



Address:6F.,No.58,Ln 188,Ruey Kuang Rd,Neihu,Taipei  
 Tel:+886-2-6606-8877  
 Fax:+886-2-6606-8879

Radiated Emission Measurement

Operator: Vincent

File :3

Data :#1

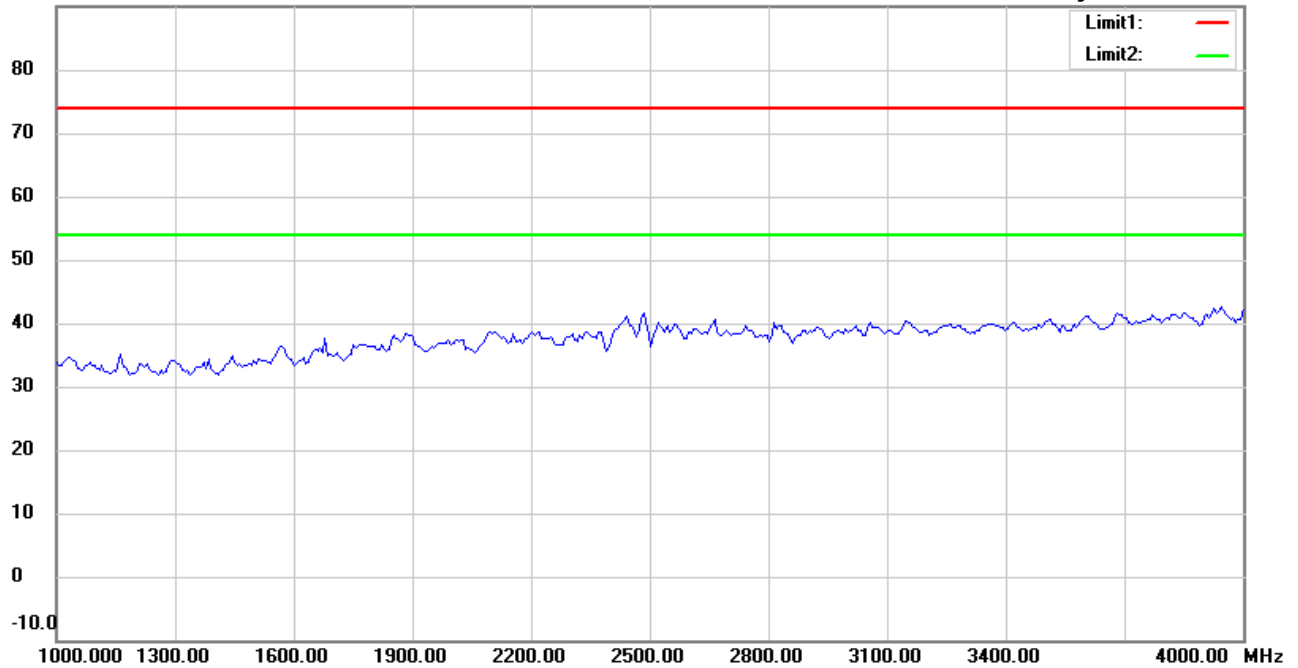
Date: 4/30/2019

Temperature:27.1 °C

90.0 dBuV/m

Time: 9:19:13 PM

Humidity:67.3 %



Site : Chamber

Condition : FCC\_part 15 RE-Class C\_Above 1GHz\_PK

Polarization: *Horizontal*

EUT : W6M21903-18898

Power : 24 Vd.c.

M/N:

Distance: 3m

Test Mode : TX 802.11n20 CH6

Note :

Mk.	Frequency (MHz)	Reading (dBuV)	Detector	Corr. factor (dB/m)	Result (dBuV/m)	Limit (dBuV/m)	Ant.Pos (cm)	Tab.Pos (deg.)	Margin (dB)	Comment
-----	-----------------	----------------	----------	---------------------	-----------------	----------------	--------------	----------------	-------------	---------

\*:Maximum data    x:Over limit    !:over margin



Address:6F.,No.58,Ln 188,Ruey Kuang Rd,Neihu,Taipei  
 Tel:+886-2-6606-8877  
 Fax:+886-2-6606-8879

Radiated Emission Measurement

Operator: Vincent

File :3

Data :#6

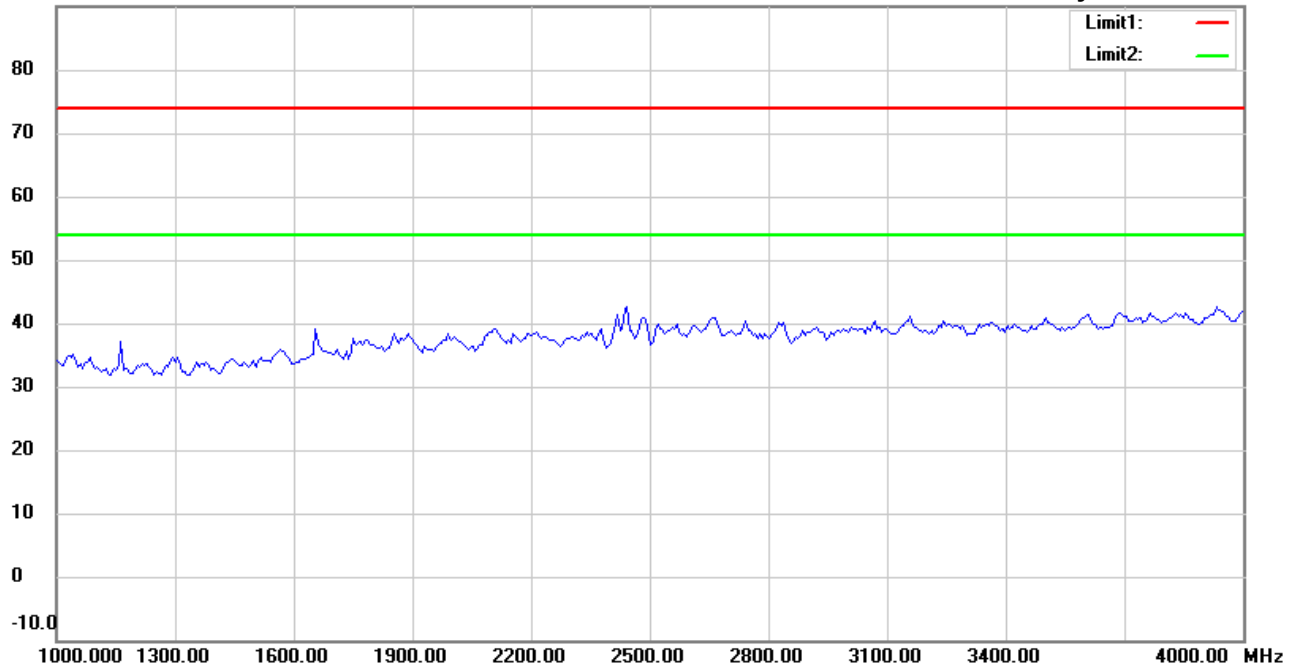
Date: 4/30/2019

Temperature:27.1 °C

90.0 dBuV/m

Time: 9:22:44 PM

Humidity:67.3 %



Site : Chamber

Condition : FCC\_part 15 RE-Class C\_Above 1GHz\_PK

Polarization: *Vertical*

EUT : W6M21903-18898

Power : 24 Vd.c.

M/N:

Distance: 3m

Test Mode : TX 802.11n20 CH6

Note :

Mk.	Frequency (MHz)	Reading (dBuV)	Detector	Corr. factor (dB/m)	Result (dBuV/m)	Limit (dBuV/m)	Ant.Pos (cm)	Tab.Pos (deg.)	Margin (dB)	Comment
-----	-----------------	----------------	----------	---------------------	-----------------	----------------	--------------	----------------	-------------	---------

\*:Maximum data    x:Over limit    !:over margin





Radiated Emission Measurement

Operator: Vincent

File :3

Data :#2

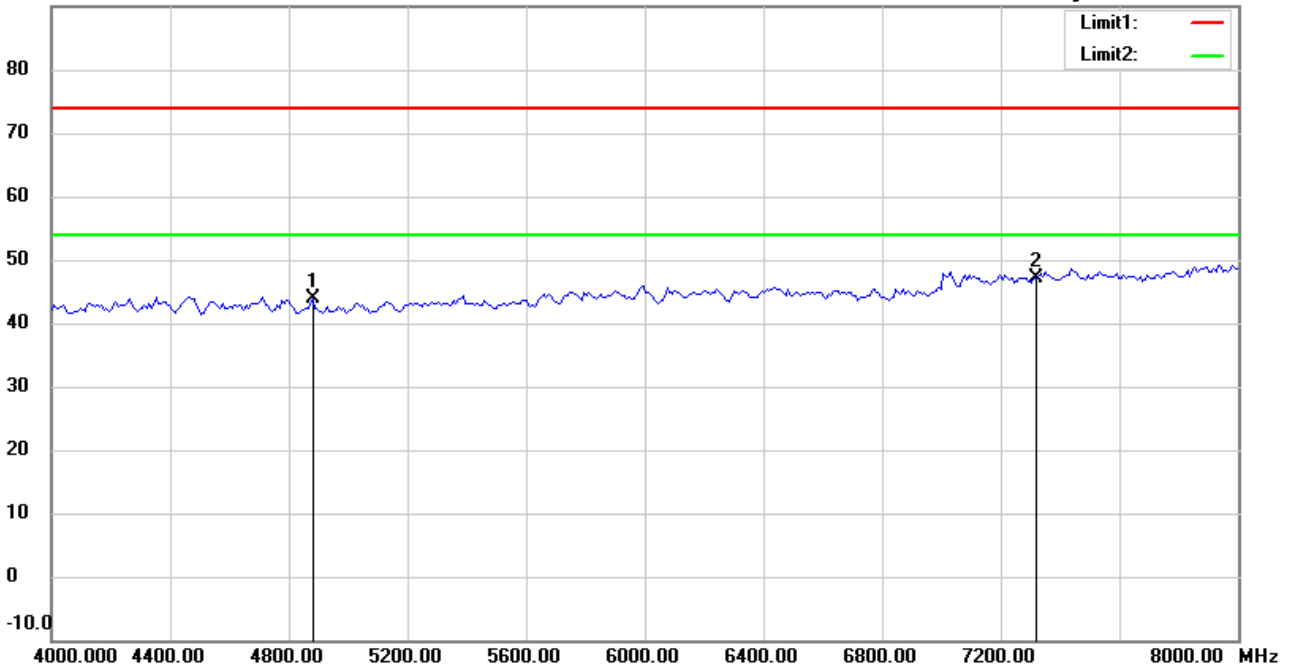
Date: 4/30/2019

Temperature:27.1 °C

90.0 dBuV/m

Time: 9:20:14 PM

Humidity:67.3 %



Site : Chamber

Condition : FCC\_part 15 RE-Class C\_Above 1GHz\_PK

EUT : W6M21903-18898

M/N:

Test Mode : TX 802.11n20 CH6

Note :

Polarization: *Horizontal*

Power : 24 Vd.c.

Distance: 3m

Mk.	Frequency (MHz)	Reading (dBuV)	Detector	Corr. factor (dB/m)	Result (dBuV/m)	Limit (dBuV/m)	Ant.Pos (cm)	Tab.Pos (deg.)	Margin (dB)	Comment
	4874.000	43.07	peak	0.69	43.76	74.00	150	225	-30.24	
*	7311.000	41.61	peak	5.57	47.18	74.00	150	117	-26.82	



Radiated Emission Measurement

Operator: Vincent

File :3

Data :#7

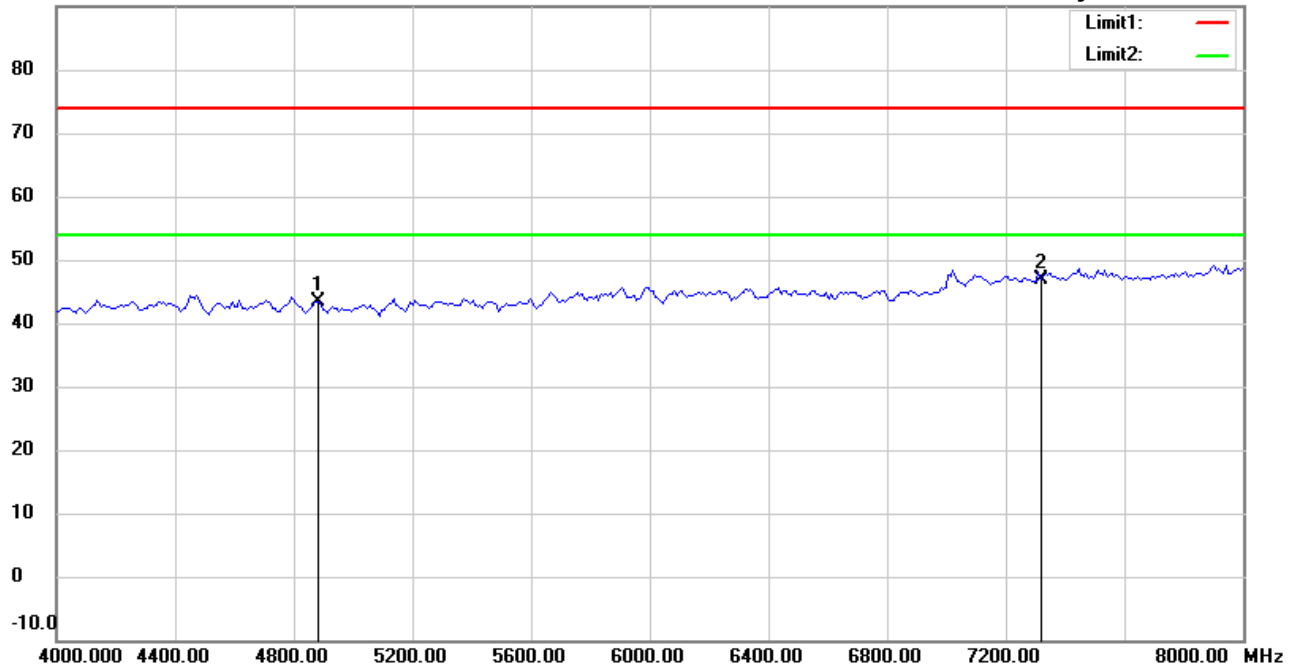
Date: 4/30/2019

Temperature:27.1 °C

90.0 dBuV/m

Time: 9:23:45 PM

Humidity:67.3 %



Site : Chamber

Condition : FCC\_part 15 RE-Class C\_Above 1GHz\_PK

Polarization: **Vertical**

EUT : W6M21903-18898

Power : 24 Vd.c.

M/N:

Distance: 3m

Test Mode : TX 802.11n20 CH6

Note :

Mk.	Frequency (MHz)	Reading (dBuV)	Detector	Corr. factor (dB/m)	Result (dBuV/m)	Limit (dBuV/m)	Ant.Pos (cm)	Tab.Pos (deg.)	Margin (dB)	Comment
	4874.000	42.78	peak	0.69	43.47	74.00	150	60	-30.53	
*	7311.000	41.41	peak	5.57	46.98	74.00	150	325	-27.02	



Address:6F.,No.58,Ln 188,Ruey Kuang Rd,Neihu,Taipei  
 Tel:+886-2-6606-8877  
 Fax:+886-2-6606-8879

Radiated Emission Measurement

Operator: Vincent

File :3

Data :#3

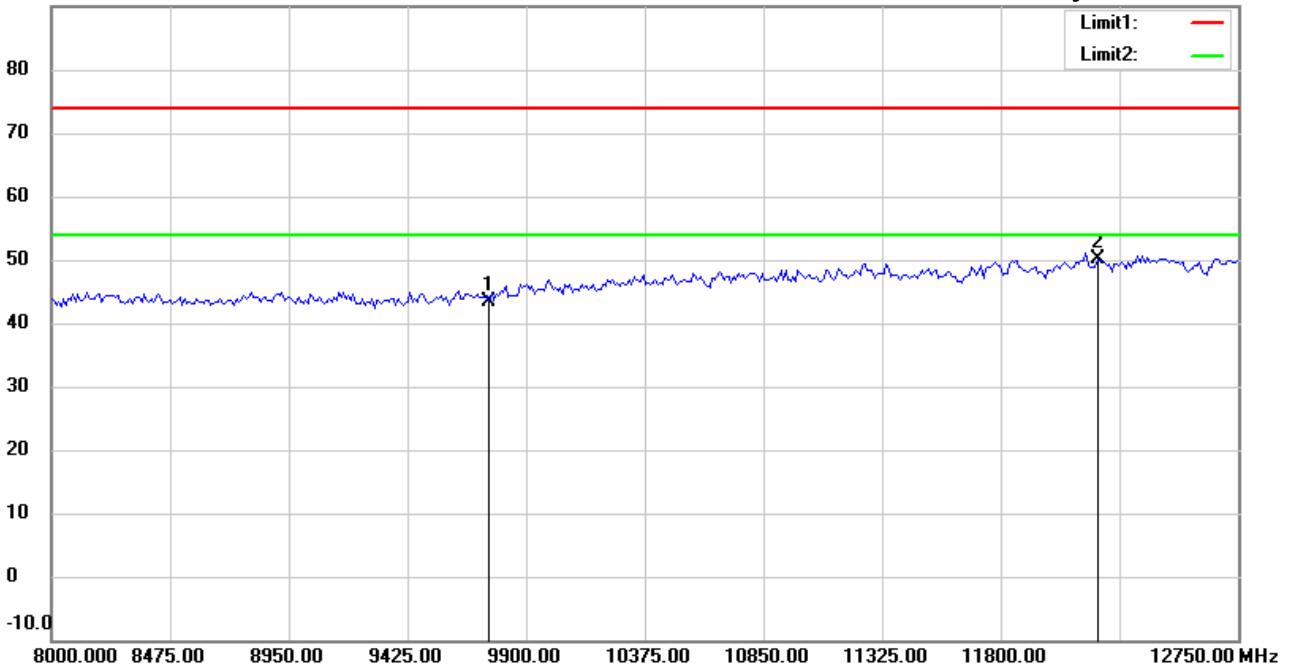
Date: 4/30/2019

Temperature:27.1 °C

90.0 dBuV/m

Time: 9:21:20 PM

Humidity:67.3 %



Site : Chamber

Condition : FCC\_part 15 RE-Class C\_Above 1GHz\_PK

Polarization: *Horizontal*

EUT : W6M21903-18898

Power : 24 Vd.c.

M/N:

Distance: 3m

Test Mode : TX 802.11n20 CH6

Note :

Mk.	Frequency (MHz)	Reading (dBuV)	Detector	Corr. factor (dB/m)	Result (dBuV/m)	Limit (dBuV/m)	Ant.Pos (cm)	Tab.Pos (deg.)	Margin (dB)	Comment
	9748.000	34.91	peak	8.57	43.48	74.00	150	90	-30.52	
*	12185.000	34.93	peak	15.16	50.09	74.00	150	305	-23.91	

\*:Maximum data    x:Over limit    !:over margin



Address:6F.,No.58,Ln 188,Ruey Kuang Rd,Neihu,Taipei  
 Tel:+886-2-6606-8877  
 Fax:+886-2-6606-8879

Radiated Emission Measurement

Operator: Vincent

File :3

Data :#8

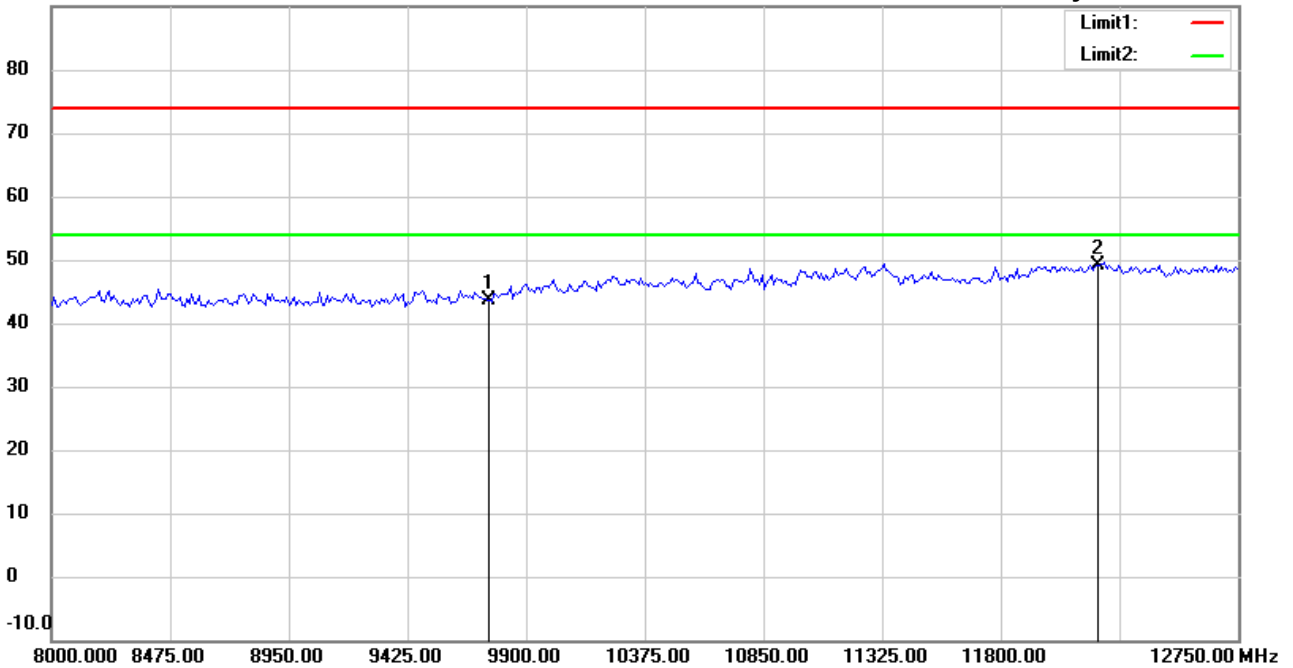
Date: 4/30/2019

Temperature:27.1 °C

90.0 dBuV/m

Time: 9:24:44 PM

Humidity:67.3 %



Site : Chamber

Condition : FCC\_part 15 RE-Class C\_Above 1GHz\_PK

Polarization: *Vertical*

EUT : W6M21903-18898

Power : 24 Vd.c.

M/N:

Distance: 3m

Test Mode : TX 802.11n20 CH6

Note :

Mk.	Frequency (MHz)	Reading (dBuV)	Detector	Corr. factor (dB/m)	Result (dBuV/m)	Limit (dBuV/m)	Ant.Pos (cm)	Tab.Pos (deg.)	Margin (dB)	Comment
	9748.000	35.02	peak	8.57	43.59	74.00	150	90	-30.41	
*	12185.000	33.99	peak	15.16	49.15	74.00	150	20	-24.85	

\*:Maximum data    x:Over limit    !:over margin



Address:6F.,No.58,Ln 188,Ruey Kuang Rd,Neihu,Taipei  
 Tel:+886-2-6606-8877  
 Fax:+886-2-6606-8879

Radiated Emission Measurement

Operator: Vincent

File :3

Data :#4

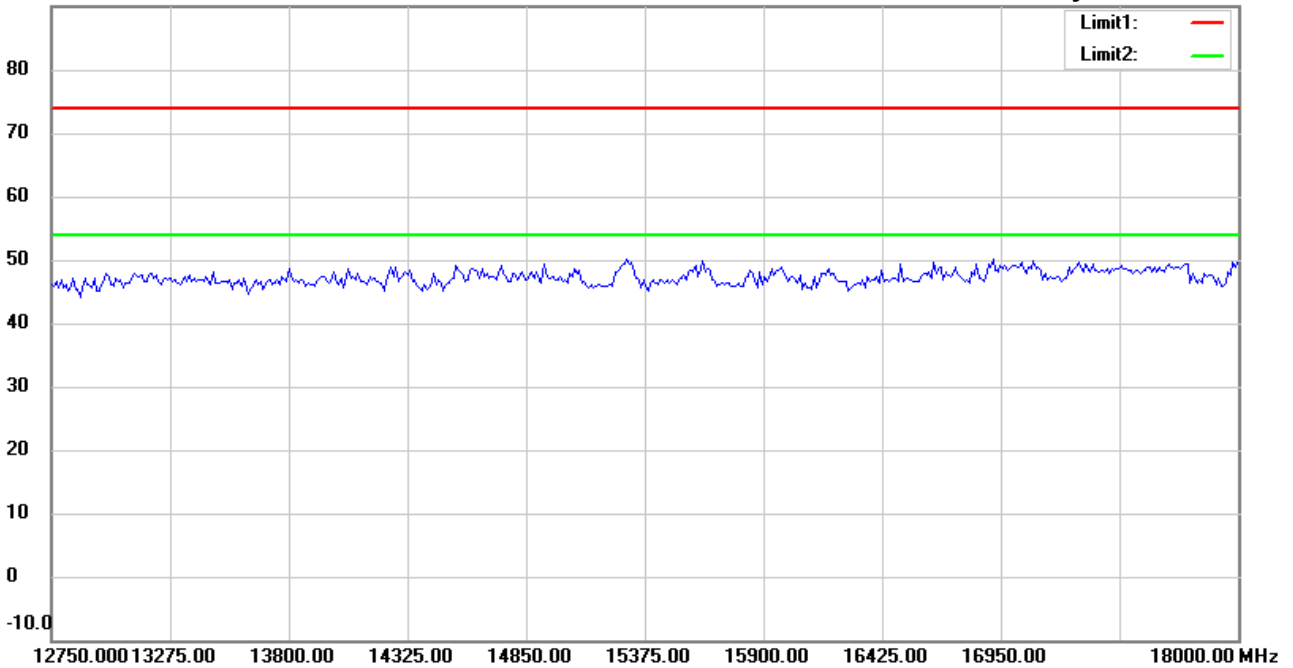
Date: 4/30/2019

Temperature:27.1 °C

90.0 dBuV/m

Time: 9:21:34 PM

Humidity:67.3 %



Site : Chamber

Condition : FCC\_part 15 RE-Class C\_Above 1GHz\_PK

Polarization: *Horizontal*

EUT : W6M21903-18898

Power : 24 Vd.c.

M/N:

Distance: 3m

Test Mode : TX 802.11n20 CH6

Note :

Mk.	Frequency (MHz)	Reading (dBuV)	Detector	Corr. factor (dB/m)	Result (dBuV/m)	Limit (dBuV/m)	Ant.Pos (cm)	Tab.Pos (deg.)	Margin (dB)	Comment
-----	-----------------	----------------	----------	---------------------	-----------------	----------------	--------------	----------------	-------------	---------

\*:Maximum data    x:Over limit    !:over margin



Address:6F.,No.58,Ln 188,Ruey Kuang Rd,Neihu,Taipei  
 Tel:+886-2-6606-8877  
 Fax:+886-2-6606-8879

**Radiated Emission Measurement**

Operator: Vincent

File :3

Data :#9

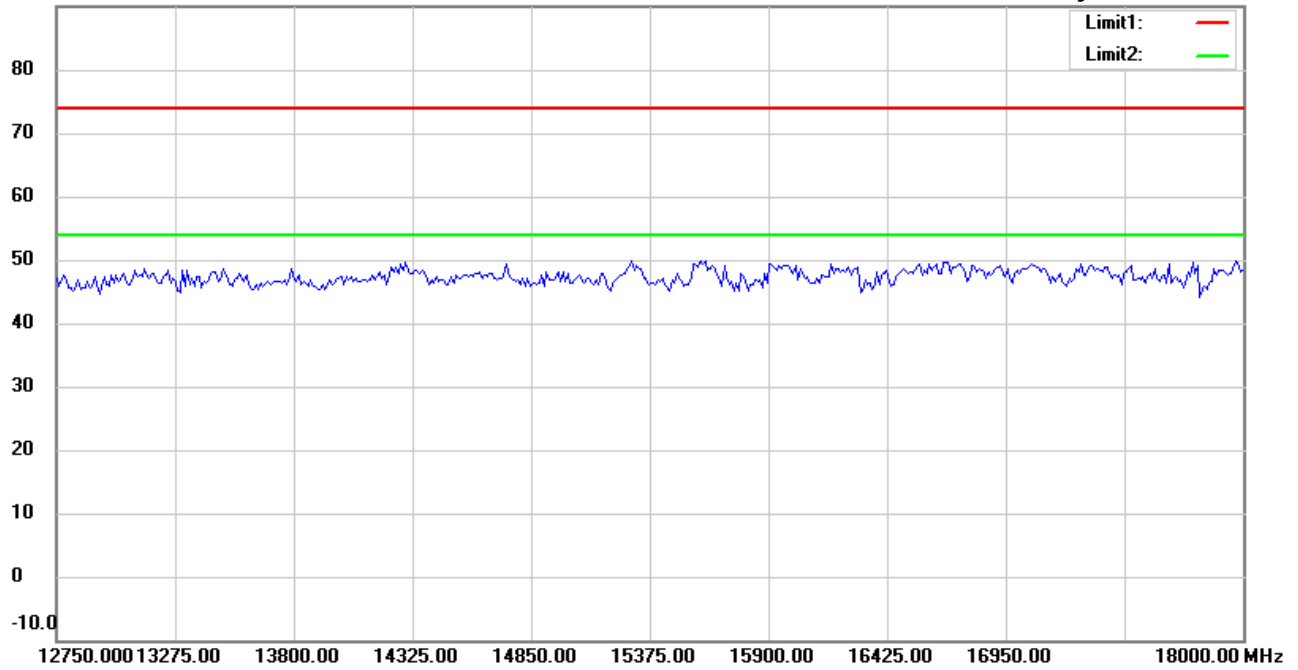
Date: 4/30/2019

Temperature:27.1 °C

90.0 dBuV/m

Time: 9:24:58 PM

Humidity:67.3 %



Site : Chamber

Condition : FCC\_part 15 RE-Class C\_Above 1GHz\_PK

Polarization: *Vertical*

EUT : W6M21903-18898

Power : 24 Vd.c.

M/N:

Distance: 3m

Test Mode : TX 802.11n20 CH6

Note :

Mk.	Frequency (MHz)	Reading (dBuV)	Detector	Corr. factor (dB/m)	Result (dBuV/m)	Limit (dBuV/m)	Ant.Pos (cm)	Tab.Pos (deg.)	Margin (dB)	Comment
-----	-----------------	----------------	----------	---------------------	-----------------	----------------	--------------	----------------	-------------	---------

\*:Maximum data    x:Over limit    !:over margin



Address:6F.,No.58,Ln 188,Ruey Kuang Rd,Neihu,Taipei  
 Tel:+886-2-6606-8877  
 Fax:+886-2-6606-8879

Radiated Emission Measurement

Operator: Vincent

File :3

Data :#5

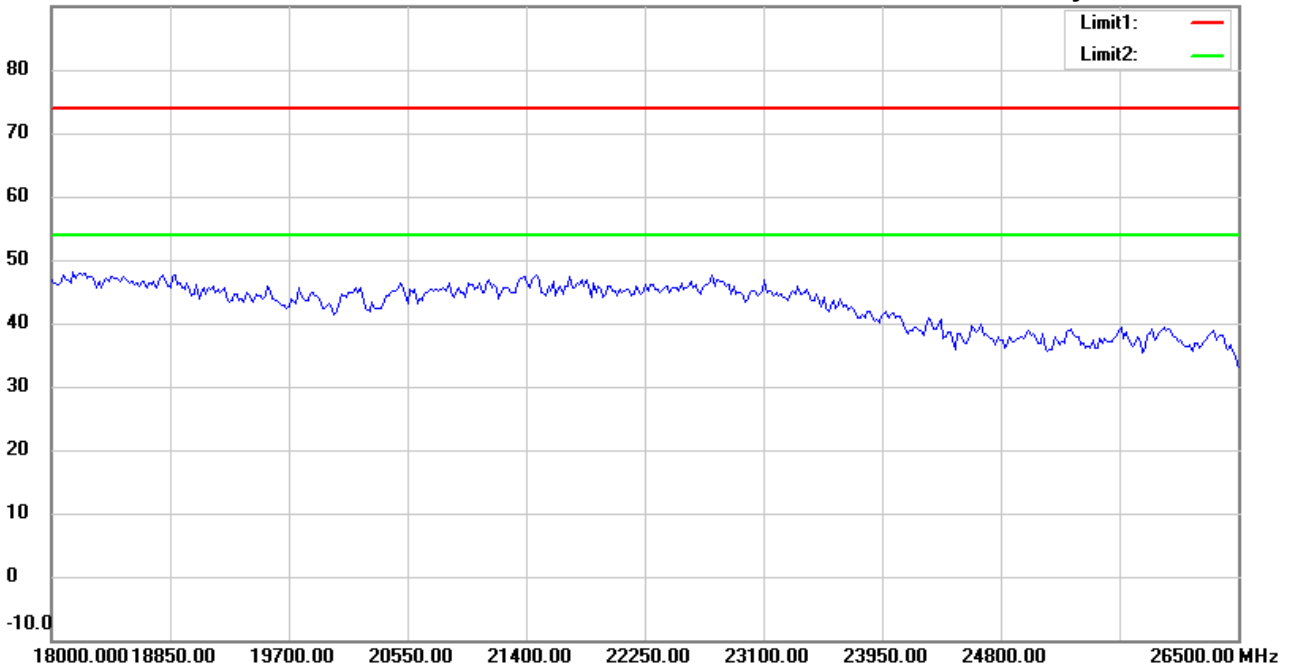
Date: 4/30/2019

Temperature:27.1 °C

90.0 dBuV/m

Time: 9:21:44 PM

Humidity:67.3 %



Site : Chamber

Condition : FCC\_part 15 RE-Class C\_Above 1GHz\_PK

EUT : W6M21903-18898

M/N:

Test Mode : TX 802.11n20 CH6

Note :

Polarization: *Horizontal*

Power : 24 Vd.c.

Distance: 3m

Mk.	Frequency (MHz)	Reading (dBuV)	Detector	Corr. factor (dB/m)	Result (dBuV/m)	Limit (dBuV/m)	Ant.Pos (cm)	Tab.Pos (deg.)	Margin (dB)	Comment
-----	-----------------	----------------	----------	---------------------	-----------------	----------------	--------------	----------------	-------------	---------

\*:Maximum data    x:Over limit    !:over margin



Address:6F.,No.58,Ln 188,Ruey Kuang Rd,Neihu,Taipei  
 Tel:+886-2-6606-8877  
 Fax:+886-2-6606-8879

Radiated Emission Measurement

Operator: Vincent

File :3

Data :#10

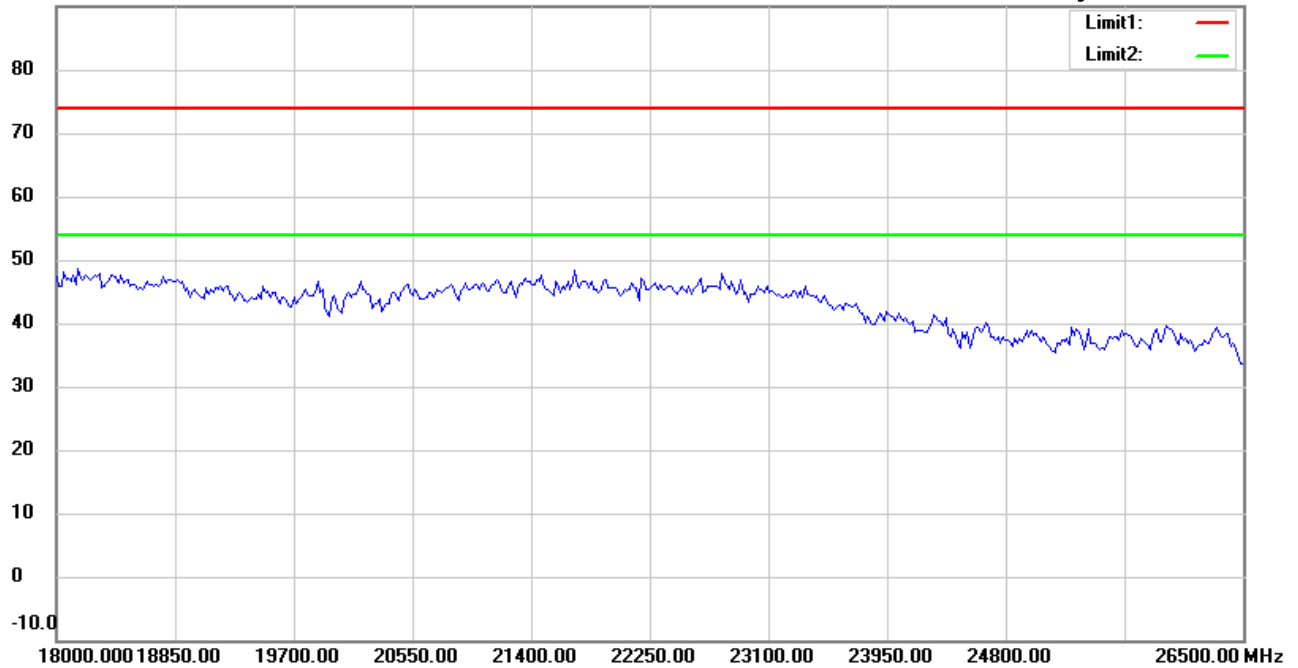
Date: 4/30/2019

Temperature:27.1 °C

90.0 dBuV/m

Time: 9:25:08 PM

Humidity:67.3 %



Site : Chamber

Condition : FCC\_part 15 RE-Class C\_Above 1GHz\_PK

Polarization: *Vertical*

EUT : W6M21903-18898

Power : 24 Vd.c.

M/N:

Distance: 3m

Test Mode : TX 802.11n20 CH6

Note :

Mk.	Frequency (MHz)	Reading (dBuV)	Detector	Corr. factor (dB/m)	Result (dBuV/m)	Limit (dBuV/m)	Ant.Pos (cm)	Tab.Pos (deg.)	Margin (dB)	Comment
-----	-----------------	----------------	----------	---------------------	-----------------	----------------	--------------	----------------	-------------	---------

\*:Maximum data    x:Over limit    !:over margin





Address:6F.,No.58,Ln 188,Ruey Kuang Rd,Neihu,Taipei  
 Tel:+886-2-6606-8877  
 Fax:+886-2-6606-8879

Radiated Emission Measurement

Operator: Vincent

File :3

Data :#1

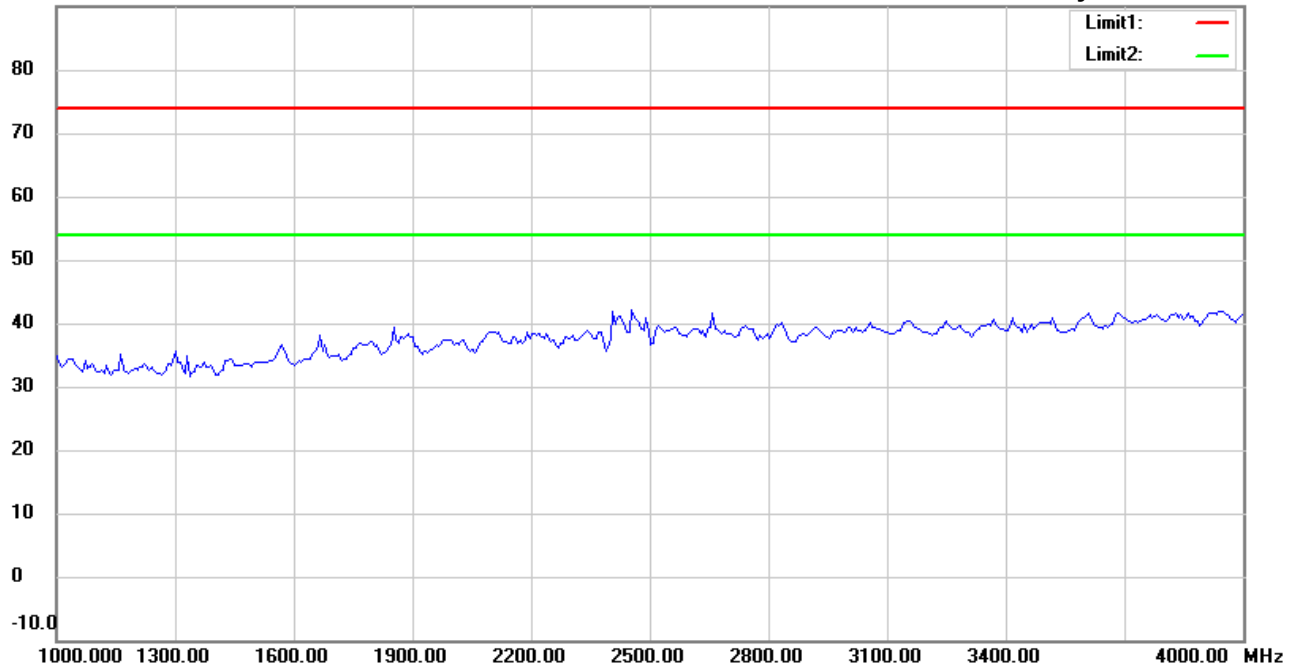
Date: 4/30/2019

Temperature:27.1 °C

90.0 dBuV/m

Time: 9:44:21 PM

Humidity:67.3 %



Site : Chamber

Condition : FCC\_part 15 RE-Class C\_Above 1GHz\_PK

Polarization: *Horizontal*

EUT : W6M21903-18898

Power : 24 Vd.c.

M/N:

Distance: 3m

Test Mode : TX 802.11n20 CH11

Note :

Mk.	Frequency (MHz)	Reading (dBuV)	Detector	Corr. factor (dB/m)	Result (dBuV/m)	Limit (dBuV/m)	Ant.Pos (cm)	Tab.Pos (deg.)	Margin (dB)	Comment
-----	-----------------	----------------	----------	---------------------	-----------------	----------------	--------------	----------------	-------------	---------

\*:Maximum data    x:Over limit    !:over margin



Address:6F.,No.58,Ln 188,Ruey Kuang Rd,Neihu,Taipei  
 Tel:+886-2-6606-8877  
 Fax:+886-2-6606-8879

Radiated Emission Measurement

Operator: Vincent

File :3

Data :#6

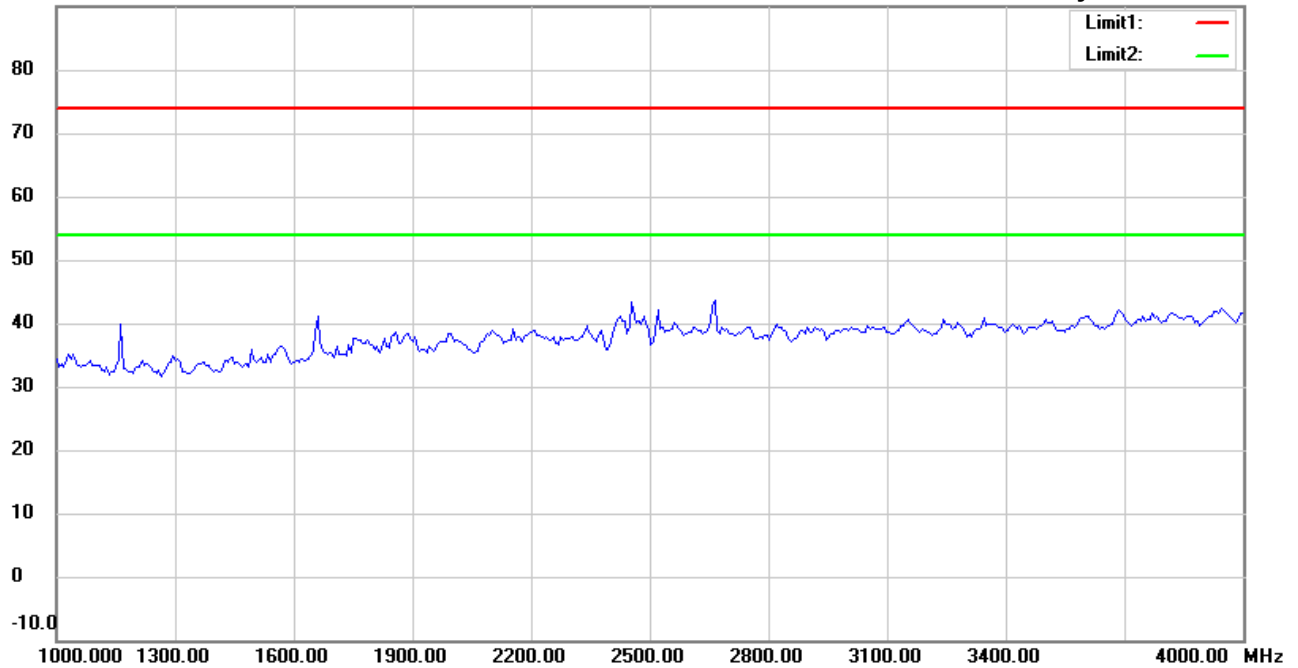
Date: 4/30/2019

Temperature:27.1 °C

90.0 dBuV/m

Time: 9:47:52 PM

Humidity:67.3 %



Site : Chamber

Condition : FCC\_part 15 RE-Class C\_Above 1GHz\_PK

Polarization: *Vertical*

EUT : W6M21903-18898

Power : 24 Vd.c.

M/N:

Distance: 3m

Test Mode : TX 802.11n20 CH11

Note :

Mk.	Frequency (MHz)	Reading (dBuV)	Detector	Corr. factor (dB/m)	Result (dBuV/m)	Limit (dBuV/m)	Ant.Pos (cm)	Tab.Pos (deg.)	Margin (dB)	Comment
-----	-----------------	----------------	----------	---------------------	-----------------	----------------	--------------	----------------	-------------	---------

\*:Maximum data    x:Over limit    !:over margin



Radiated Emission Measurement

Operator: Vincent

File :3

Data :#2

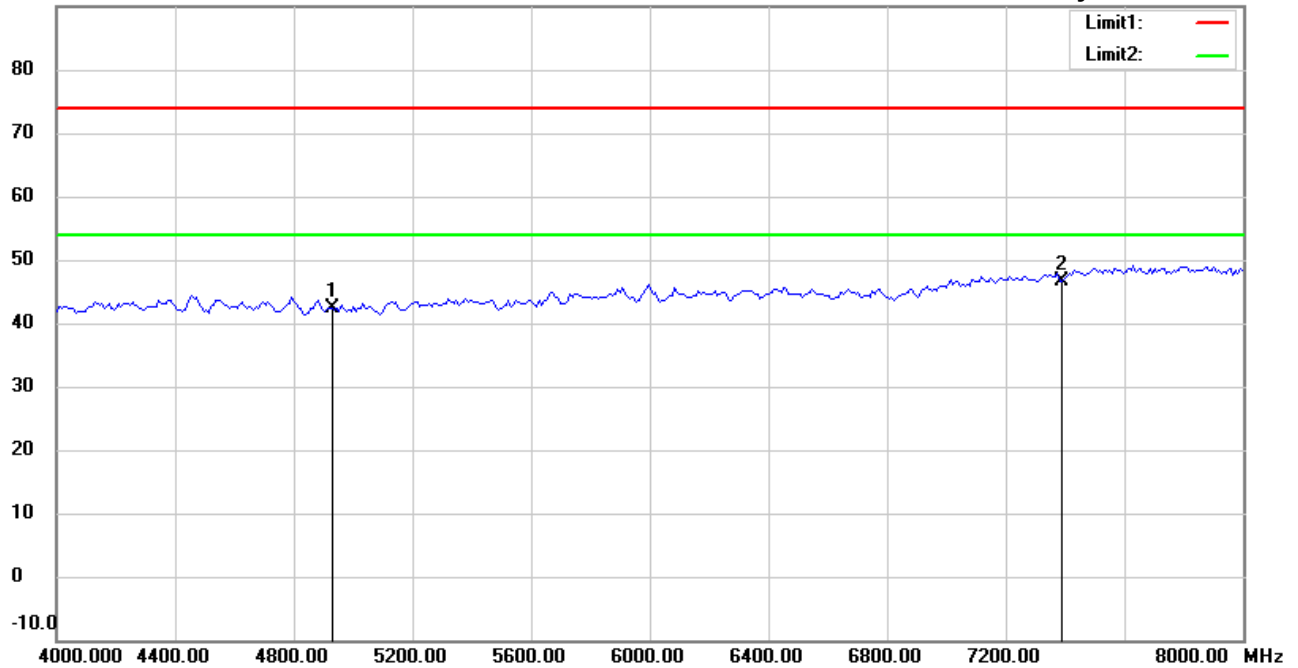
Date: 4/30/2019

Temperature:27.1 °C

90.0 dBuV/m

Time: 9:45:22 PM

Humidity:67.3 %



Site : Chamber

Condition : FCC\_part 15 RE-Class C\_Above 1GHz\_PK

Polarization: *Horizontal*

EUT : W6M21903-18898

Power : 24 Vd.c.

M/N:

Distance: 3m

Test Mode : TX 802.11n20 CH11

Note :

Mk.	Frequency (MHz)	Reading (dBuV)	Detector	Corr. factor (dB/m)	Result (dBuV/m)	Limit (dBuV/m)	Ant.Pos (cm)	Tab.Pos (deg.)	Margin (dB)	Comment
	4924.000	41.70	peak	0.71	42.41	74.00	150	90	-31.59	
*	7386.000	40.62	peak	5.99	46.61	74.00	150	315	-27.39	



Radiated Emission Measurement

Operator: Vincent

File :3

Data :#7

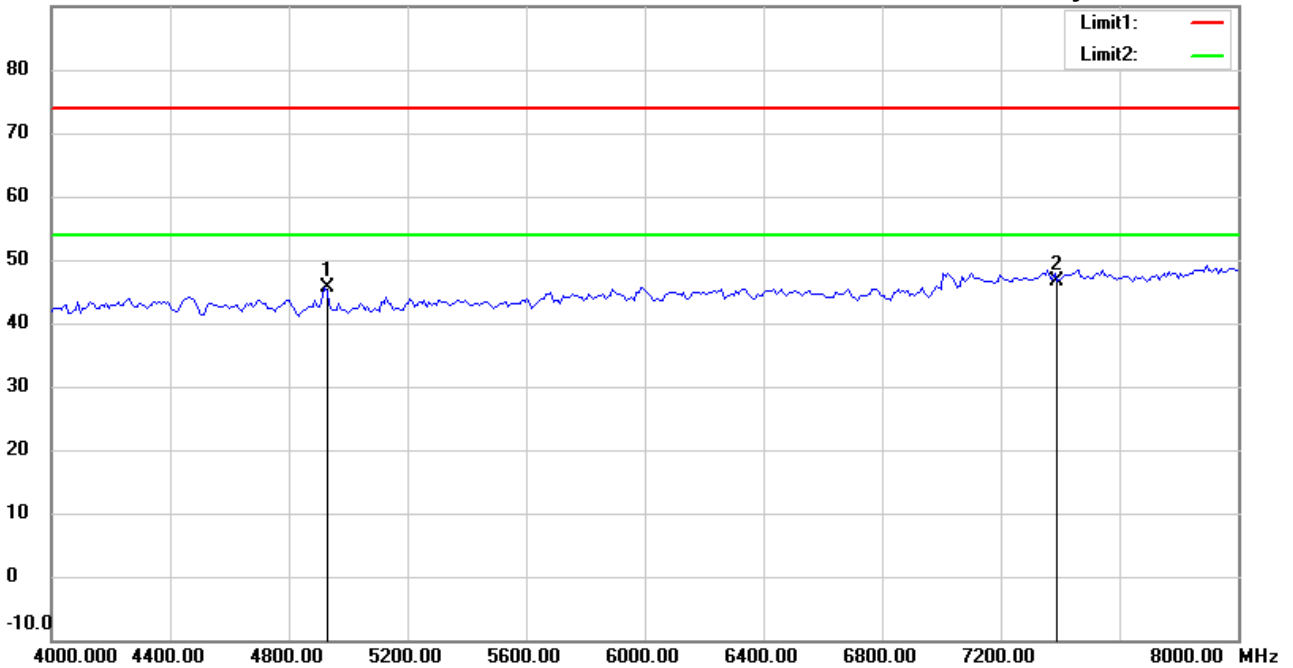
Date: 4/30/2019

Temperature:27.1 °C

90.0 dBuV/m

Time: 9:48:53 PM

Humidity:67.3 %



Site : Chamber

Condition : FCC\_part 15 RE-Class C\_Above 1GHz\_PK

Polarization: **Vertical**

EUT : W6M21903-18898

Power : 24 Vd.c.

M/N:

Distance: 3m

Test Mode : TX 802.11n20 CH11

Note :

Mk.	Frequency (MHz)	Reading (dBuV)	Detector	Corr. factor (dB/m)	Result (dBuV/m)	Limit (dBuV/m)	Ant.Pos (cm)	Tab.Pos (deg.)	Margin (dB)	Comment
	4921.844	44.93	peak	0.71	45.64	74.00	150	60	-28.36	
*	7386.000	40.76	peak	5.99	46.75	74.00	150	305	-27.25	



Address:6F.,No.58,Ln 188,Ruey Kuang Rd,Neihu,Taipei  
 Tel:+886-2-6606-8877  
 Fax:+886-2-6606-8879

Radiated Emission Measurement

Operator: Vincent

File :3

Data :#3

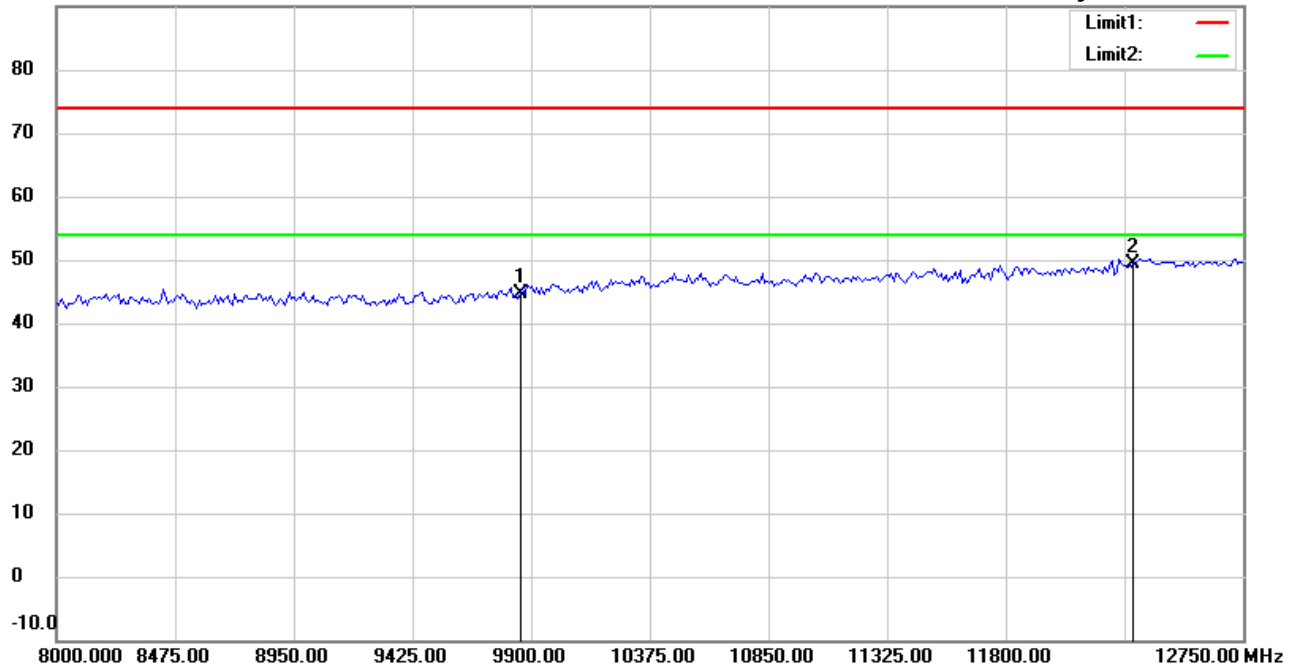
Date: 4/30/2019

Temperature:27.1 °C

90.0 dBuV/m

Time: 9:46:28 PM

Humidity:67.3 %



Site : Chamber

Condition : FCC\_part 15 RE-Class C\_Above 1GHz\_PK

Polarization: *Horizontal*

EUT : W6M21903-18898

Power : 24 Vd.c.

M/N:

Distance: 3m

Test Mode : TX 802.11n20 CH11

Note :

Mk.	Frequency (MHz)	Reading (dBuV)	Detector	Corr. factor (dB/m)	Result (dBuV/m)	Limit (dBuV/m)	Ant.Pos (cm)	Tab.Pos (deg.)	Margin (dB)	Comment
	9848.000	35.25	peak	9.27	44.52	74.00	150	60	-29.48	
*	12310.000	34.64	peak	14.62	49.26	74.00	150	240	-24.74	

\*:Maximum data    x:Over limit    !:over margin



Address:6F.,No.58,Ln 188,Ruey Kuang Rd,Neihu,Taipei  
 Tel:+886-2-6606-8877  
 Fax:+886-2-6606-8879

Radiated Emission Measurement

Operator: Vincent

File :3

Data :#8

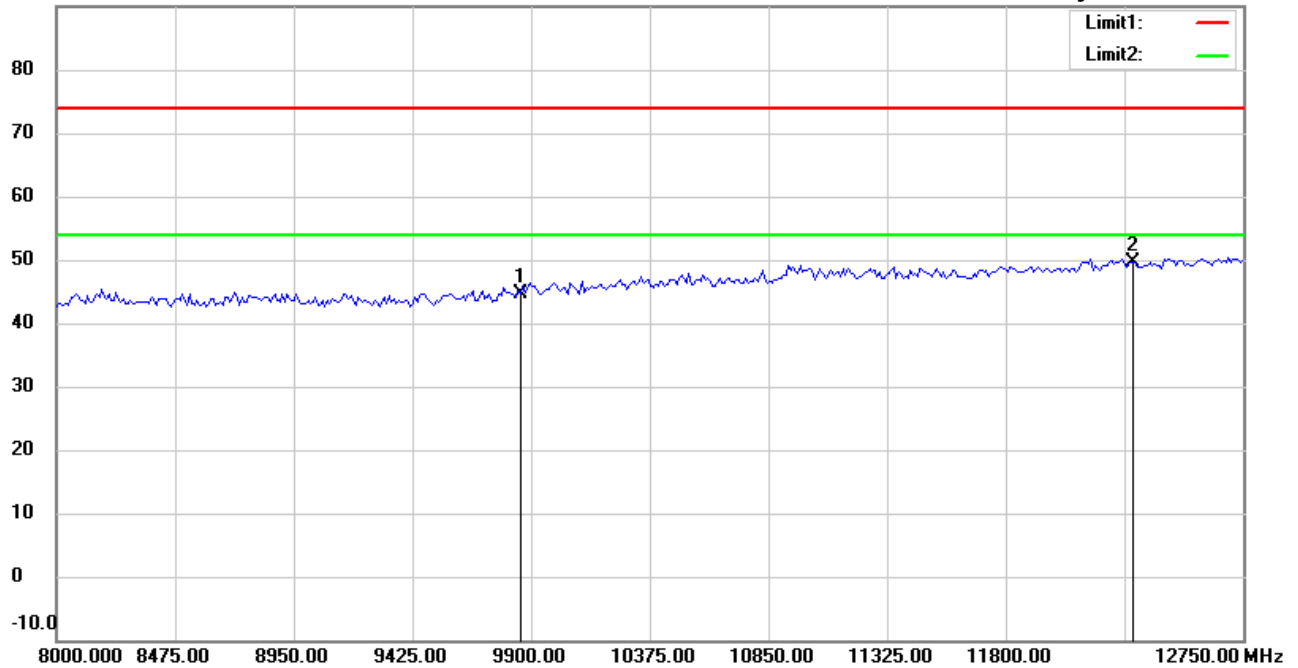
Date: 4/30/2019

Temperature:27.1 °C

90.0 dBuV/m

Time: 9:49:52 PM

Humidity:67.3 %



Site : Chamber

Condition : FCC\_part 15 RE-Class C\_Above 1GHz\_PK

Polarization: *Vertical*

EUT : W6M21903-18898

Power : 24 Vd.c.

M/N:

Distance: 3m

Test Mode : TX 802.11n20 CH11

Note :

Mk.	Frequency (MHz)	Reading (dBuV)	Detector	Corr. factor (dB/m)	Result (dBuV/m)	Limit (dBuV/m)	Ant.Pos (cm)	Tab.Pos (deg.)	Margin (dB)	Comment
	9848.000	35.36	peak	9.27	44.63	74.00	150	120	-29.37	
*	12310.000	34.97	peak	14.62	49.59	74.00	150	255	-24.41	

\*:Maximum data    x:Over limit    !:over margin



Address:6F.,No.58,Ln 188,Ruey Kuang Rd,Neihu,Taipei  
 Tel:+886-2-6606-8877  
 Fax:+886-2-6606-8879

Radiated Emission Measurement

Operator: Vincent

File :3

Data :#4

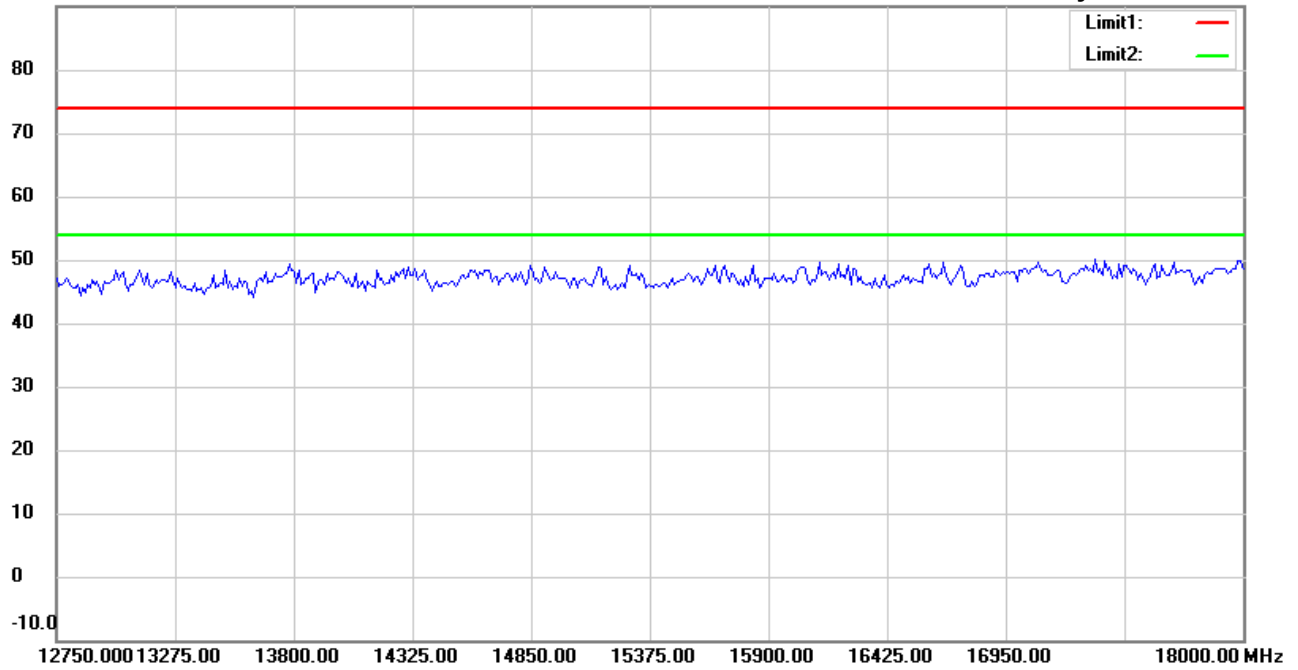
Date: 4/30/2019

Temperature:27.1 °C

90.0 dBuV/m

Time: 9:46:42 PM

Humidity:67.3 %



Site : Chamber

Condition : FCC\_part 15 RE-Class C\_Above 1GHz\_PK

Polarization: *Horizontal*

EUT : W6M21903-18898

Power : 24 Vd.c.

M/N:

Distance: 3m

Test Mode : TX 802.11n20 CH11

Note :

Mk.	Frequency (MHz)	Reading (dBuV)	Detector	Corr. factor (dB/m)	Result (dBuV/m)	Limit (dBuV/m)	Ant.Pos (cm)	Tab.Pos (deg.)	Margin (dB)	Comment
-----	-----------------	----------------	----------	---------------------	-----------------	----------------	--------------	----------------	-------------	---------

\*:Maximum data    x:Over limit    !:over margin



Address:6F.,No.58,Ln 188,Ruey Kuang Rd,Neihu,Taipei  
 Tel:+886-2-6606-8877  
 Fax:+886-2-6606-8879

Radiated Emission Measurement

Operator: Vincent

File :3

Data :#9

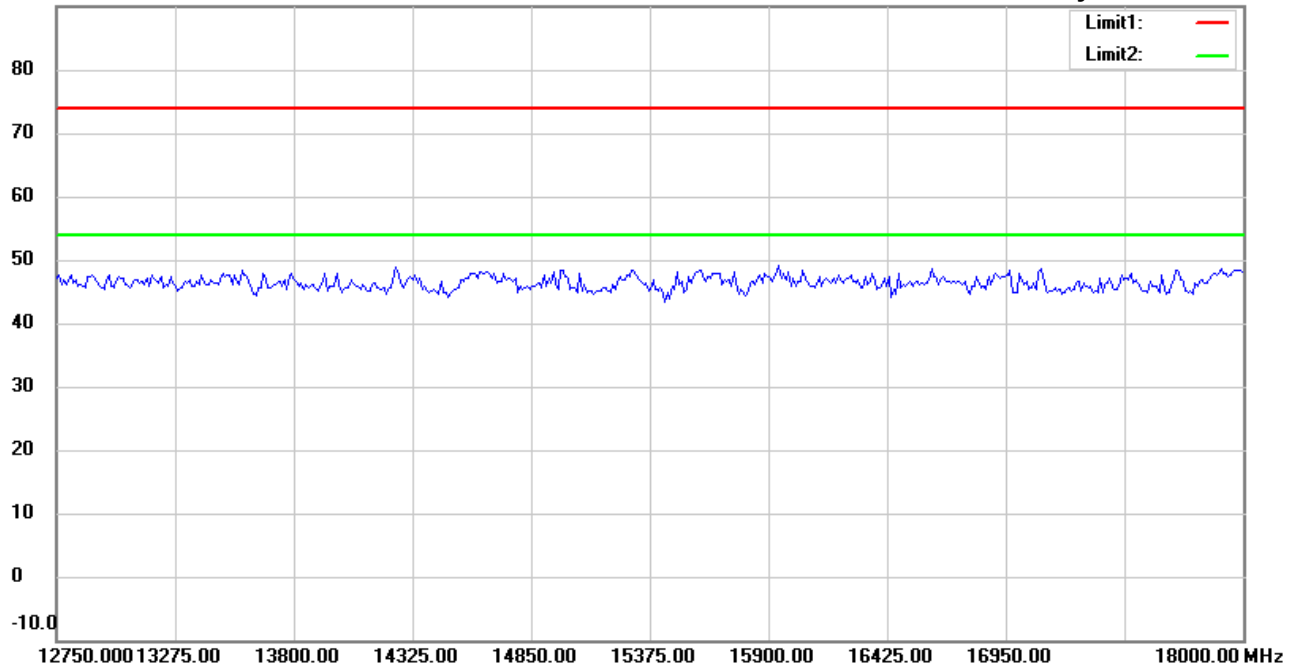
Date: 4/30/2019

Temperature:27.1 °C

90.0 dBuV/m

Time: 9:50:06 PM

Humidity:67.3 %



Site : Chamber

Condition : FCC\_part 15 RE-Class C\_Above 1GHz\_PK

Polarization: *Vertical*

EUT : W6M21903-18898

Power : 24 Vd.c.

M/N:

Distance: 3m

Test Mode : TX 802.11n20 CH11

Note :

Mk.	Frequency (MHz)	Reading (dBuV)	Detector	Corr. factor (dB/m)	Result (dBuV/m)	Limit (dBuV/m)	Ant.Pos (cm)	Tab.Pos (deg.)	Margin (dB)	Comment
-----	-----------------	----------------	----------	---------------------	-----------------	----------------	--------------	----------------	-------------	---------

\*:Maximum data    x:Over limit    !:over margin





Address:6F.,No.58,Ln 188,Ruey Kuang Rd,Neihu,Taipei  
 Tel:+886-2-6606-8877  
 Fax:+886-2-6606-8879

Radiated Emission Measurement

Operator: Vincent

File :3

Data :#5

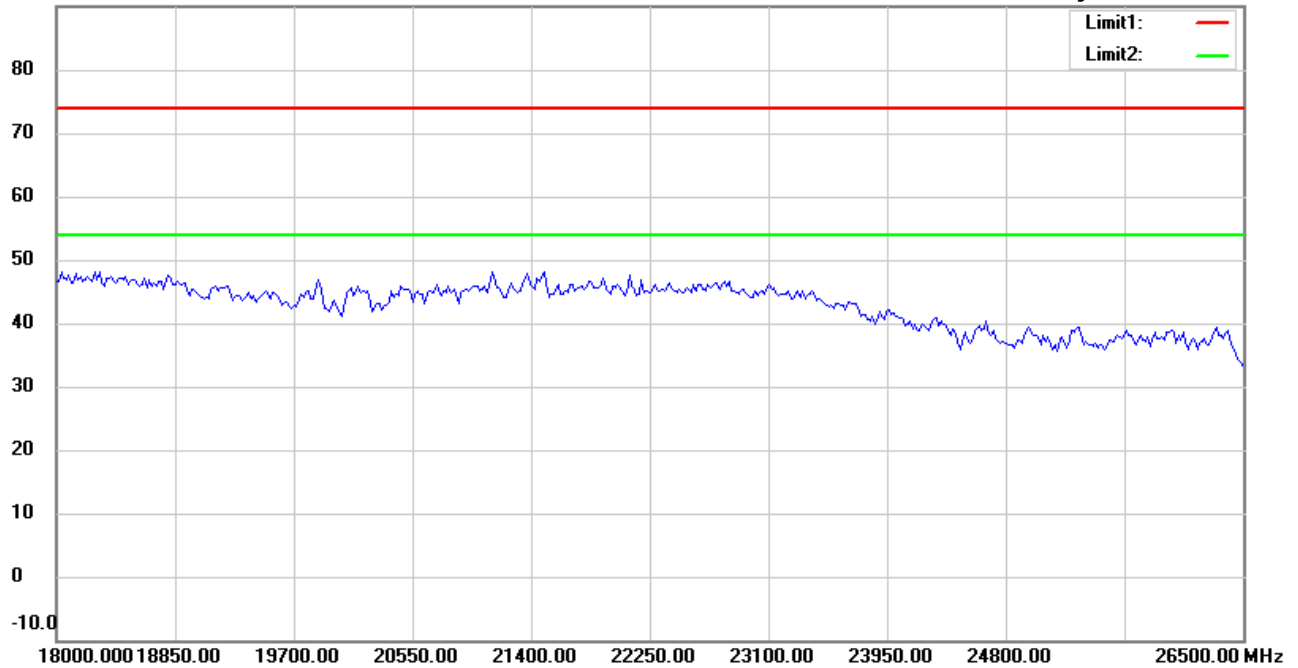
Date: 4/30/2019

Temperature:27.1 °C

90.0 dBuV/m

Time: 9:46:52 PM

Humidity:67.3 %



Site : Chamber

Condition : FCC\_part 15 RE-Class C\_Above 1GHz\_PK

Polarization: *Horizontal*

EUT : W6M21903-18898

Power : 24 Vd.c.

M/N:

Distance: 3m

Test Mode : TX 802.11n20 CH11

Note :

Mk.	Frequency (MHz)	Reading (dBuV)	Detector	Corr. factor (dB/m)	Result (dBuV/m)	Limit (dBuV/m)	Ant.Pos (cm)	Tab.Pos (deg.)	Margin (dB)	Comment
-----	-----------------	----------------	----------	---------------------	-----------------	----------------	--------------	----------------	-------------	---------

\*:Maximum data    x:Over limit    !:over margin



Address:6F.,No.58,Ln 188,Ruey Kuang Rd,Neihu,Taipei  
 Tel:+886-2-6606-8877  
 Fax:+886-2-6606-8879

Radiated Emission Measurement

Operator: Vincent

File :3

Data :#10

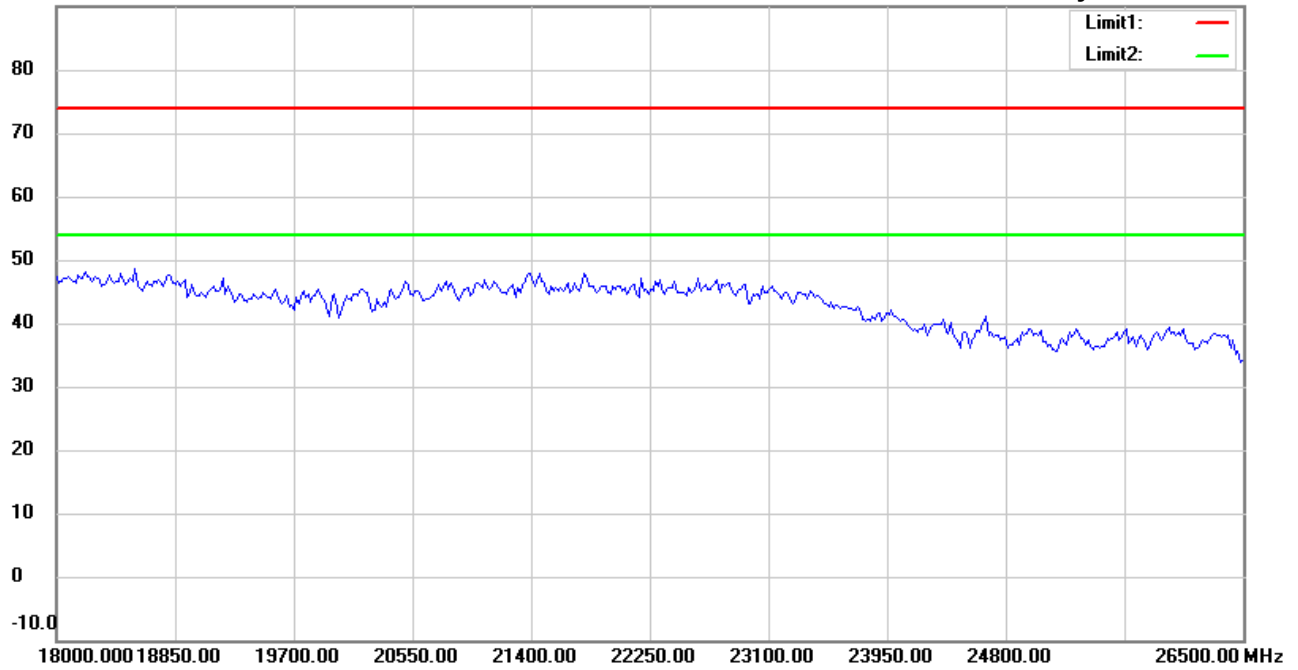
Date: 4/30/2019

Temperature:27.1 °C

90.0 dBuV/m

Time: 9:50:16 PM

Humidity:67.3 %



Site : Chamber

Condition : FCC\_part 15 RE-Class C\_Above 1GHz\_PK

Polarization: *Vertical*

EUT : W6M21903-18898

Power : 24 Vd.c.

M/N:

Distance: 3m

Test Mode : TX 802.11n20 CH11

Note :

Mk.	Frequency (MHz)	Reading (dBuV)	Detector	Corr. factor (dB/m)	Result (dBuV/m)	Limit (dBuV/m)	Ant.Pos (cm)	Tab.Pos (deg.)	Margin (dB)	Comment
-----	-----------------	----------------	----------	---------------------	-----------------	----------------	--------------	----------------	-------------	---------

\*:Maximum data    x:Over limit    !:over margin



Address:6F.,No.58,Ln 188,Ruey Kuang Rd,Neihu,Taipei  
 Tel:+886-2-6606-8877  
 Fax:+886-2-6606-8879

Radiated Emission Measurement

Operator: Vincent

File :3

Data :#1

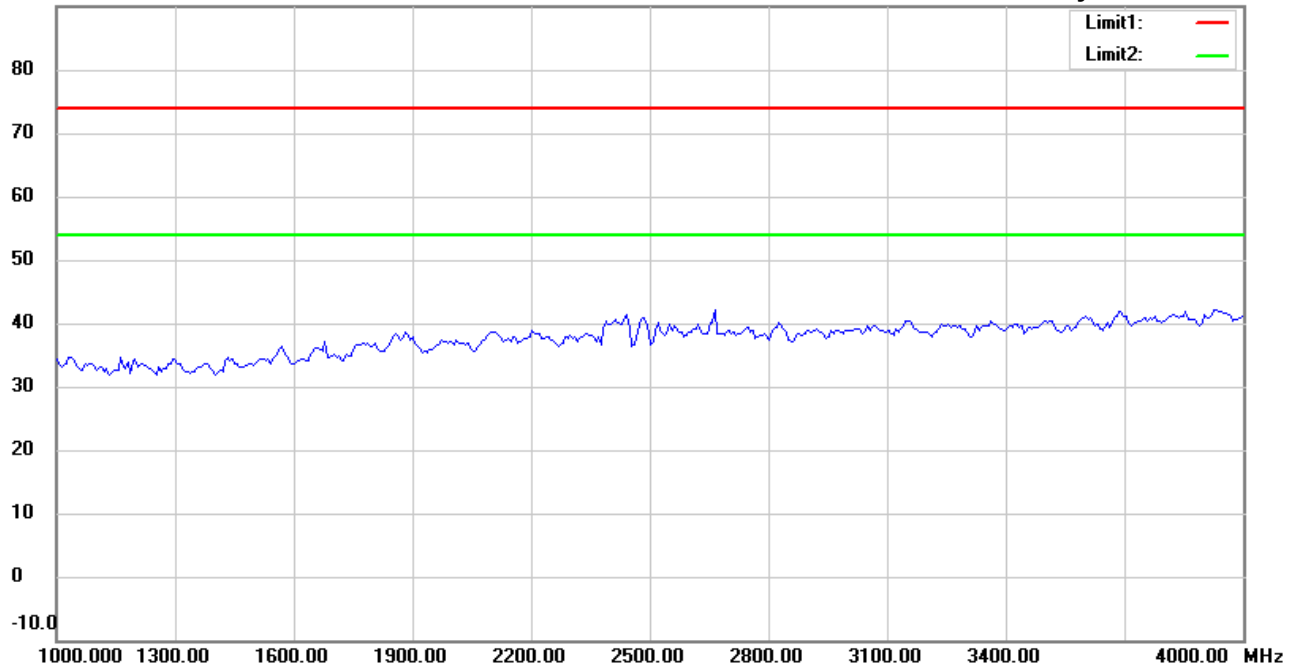
Date: 4/30/2019

Temperature:27.1 °C

90.0 dBuV/m

Time: 9:54:46 PM

Humidity:67.3 %



Site : Chamber

Condition : FCC\_part 15 RE-Class C\_Above 1GHz\_PK

Polarization: *Horizontal*

EUT : W6M21903-18898

Power : 24 Vd.c.

M/N:

Distance: 3m

Test Mode : TX 802.11n40 CH1

Note :

Mk.	Frequency (MHz)	Reading (dBuV)	Detector	Corr. factor (dB/m)	Result (dBuV/m)	Limit (dBuV/m)	Ant.Pos (cm)	Tab.Pos (deg.)	Margin (dB)	Comment
-----	-----------------	----------------	----------	---------------------	-----------------	----------------	--------------	----------------	-------------	---------

\*:Maximum data    x:Over limit    !:over margin



Address:6F.,No.58,Ln 188,Ruey Kuang Rd,Neihu,Taipei  
 Tel:+886-2-6606-8877  
 Fax:+886-2-6606-8879

Radiated Emission Measurement

Operator: Vincent

File :3

Data :#6

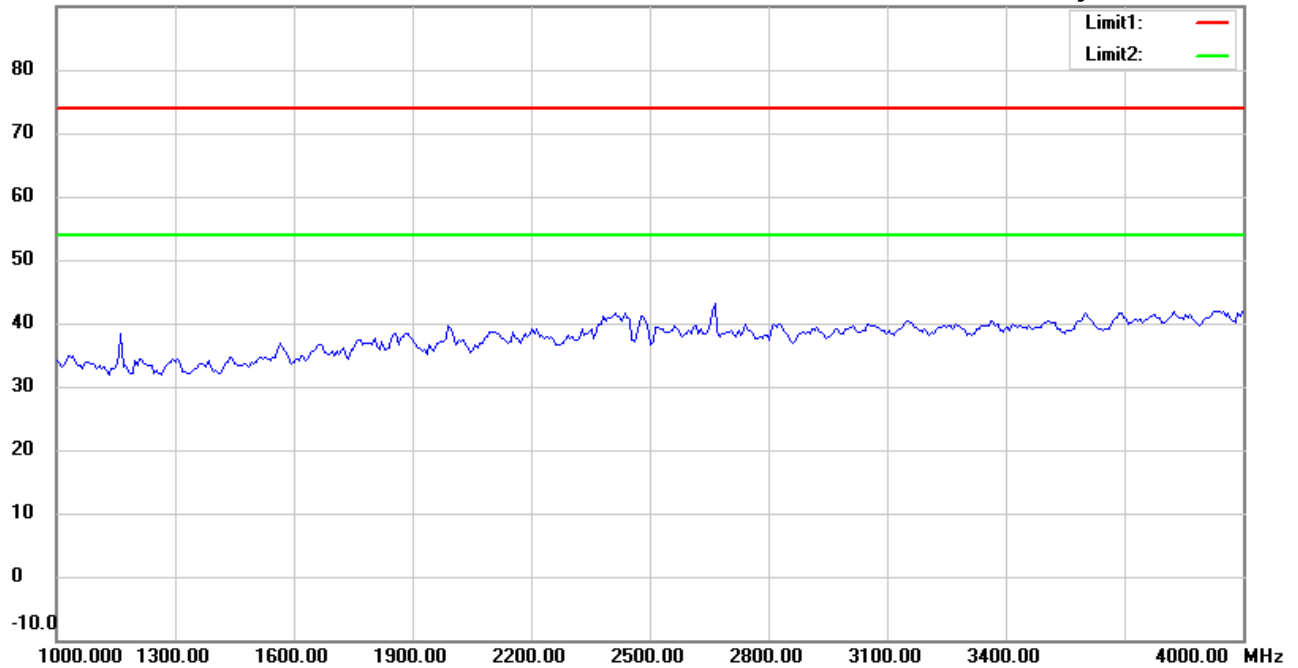
Date: 4/30/2019

Temperature:27.1 °C

90.0 dBuV/m

Time: 9:58:17 PM

Humidity:67.3 %



Site : Chamber

Condition : FCC\_part 15 RE-Class C\_Above 1GHz\_PK

Polarization: *Vertical*

EUT : W6M21903-18898

Power : 24 Vd.c.

M/N:

Distance: 3m

Test Mode : TX 802.11n40 CH1

Note :

Mk.	Frequency (MHz)	Reading (dBuV)	Detector	Corr. factor (dB/m)	Result (dBuV/m)	Limit (dBuV/m)	Ant.Pos (cm)	Tab.Pos (deg.)	Margin (dB)	Comment
-----	-----------------	----------------	----------	---------------------	-----------------	----------------	--------------	----------------	-------------	---------

\*:Maximum data    x:Over limit    !:over margin



Radiated Emission Measurement

Operator: Vincent

File :3

Data :#2

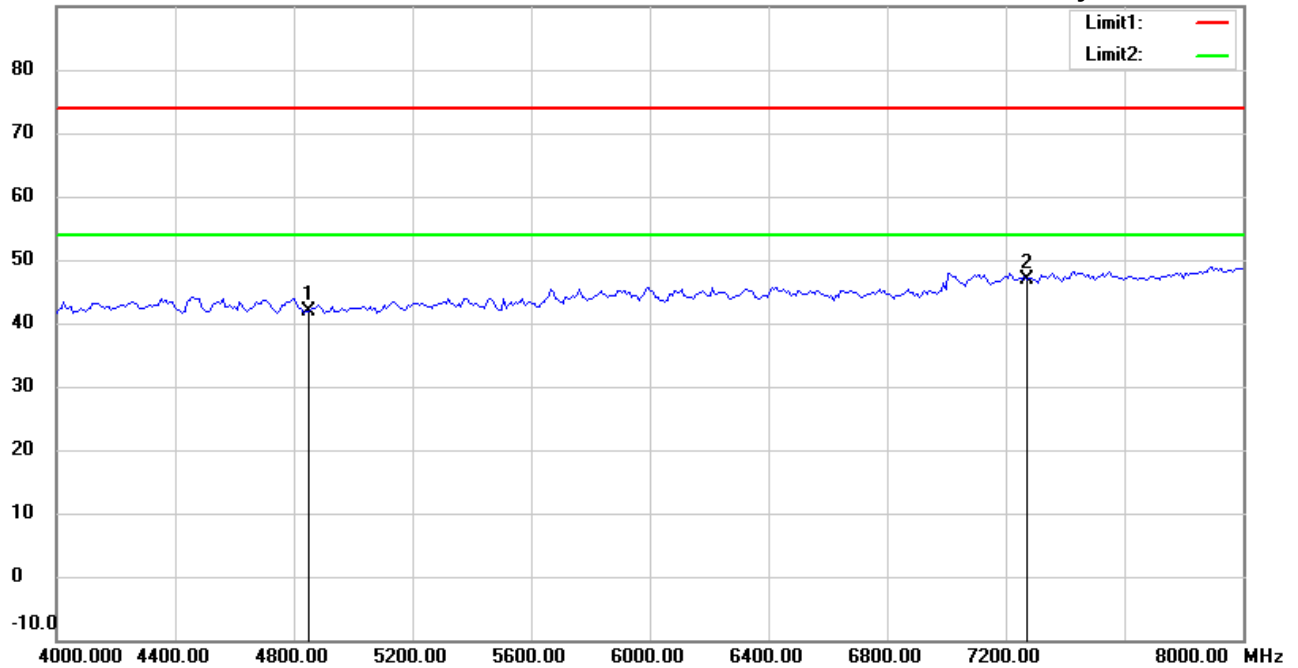
Date: 4/30/2019

Temperature:27.1 °C

90.0 dBuV/m

Time: 9:55:46 PM

Humidity:67.3 %



Site : Chamber

Condition : FCC\_part 15 RE-Class C\_Above 1GHz\_PK

Polarization: *Horizontal*

EUT : W6M21903-18898

Power : 24 Vd.c.

M/N:

Distance: 3m

Test Mode : TX 802.11n40 CH1

Note :

Mk.	Frequency (MHz)	Reading (dBuV)	Detector	Corr. factor (dB/m)	Result (dBuV/m)	Limit (dBuV/m)	Ant.Pos (cm)	Tab.Pos (deg.)	Margin (dB)	Comment
	4844.000	41.11	peak	0.71	41.82	74.00	150	90	-32.18	
*	7266.000	41.53	peak	5.46	46.99	74.00	150	120	-27.01	



Radiated Emission Measurement

Operator: Vincent

File :3

Data :#7

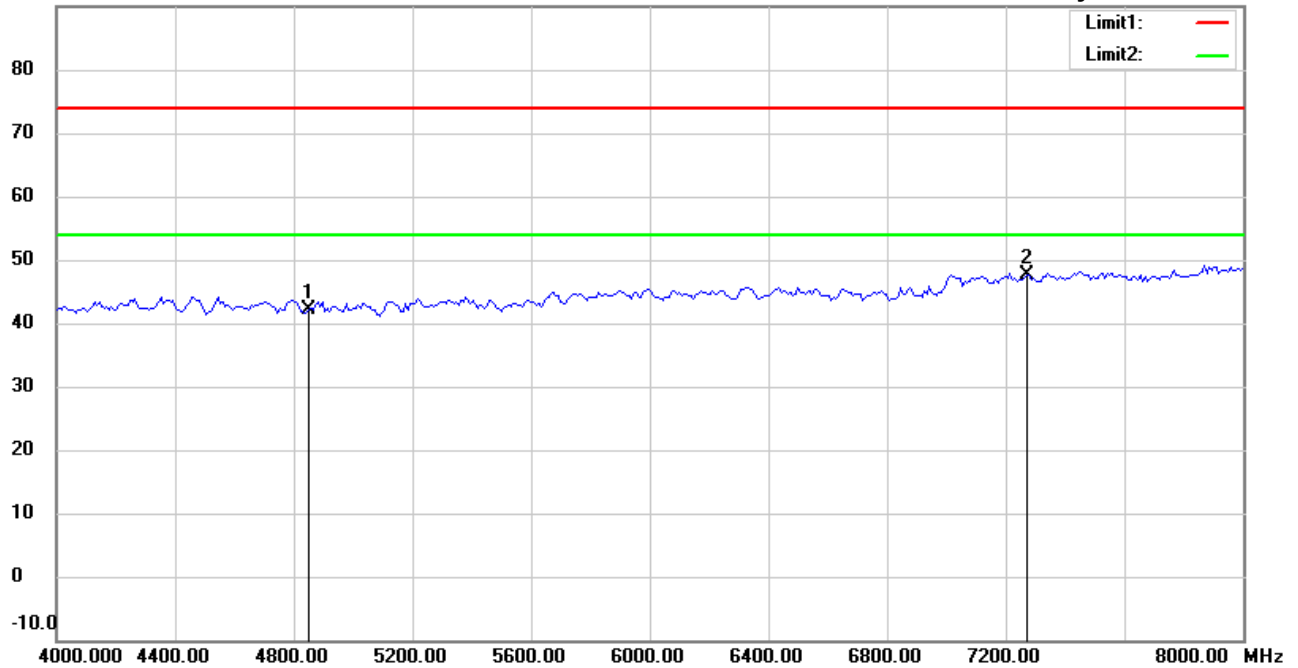
Date: 4/30/2019

Temperature:27.1 °C

90.0 dBuV/m

Time: 9:59:18 PM

Humidity:67.3 %



Site : Chamber

Condition : FCC\_part 15 RE-Class C\_Above 1GHz\_PK

Polarization: **Vertical**

EUT : W6M21903-18898

Power : 24 Vd.c.

M/N:

Distance: 3m

Test Mode : TX 802.11n40 CH1

Note :

Mk.	Frequency (MHz)	Reading (dBuV)	Detector	Corr. factor (dB/m)	Result (dBuV/m)	Limit (dBuV/m)	Ant.Pos (cm)	Tab.Pos (deg.)	Margin (dB)	Comment
	4844.000	41.44	peak	0.71	42.15	74.00	150	90	-31.85	
*	7266.000	42.11	peak	5.46	47.57	74.00	150	305	-26.43	



Address:6F.,No.58,Ln 188,Ruey Kuang Rd,Neihu,Taipei  
 Tel:+886-2-6606-8877  
 Fax:+886-2-6606-8879

Radiated Emission Measurement

Operator: Vincent

File :3

Data :#3

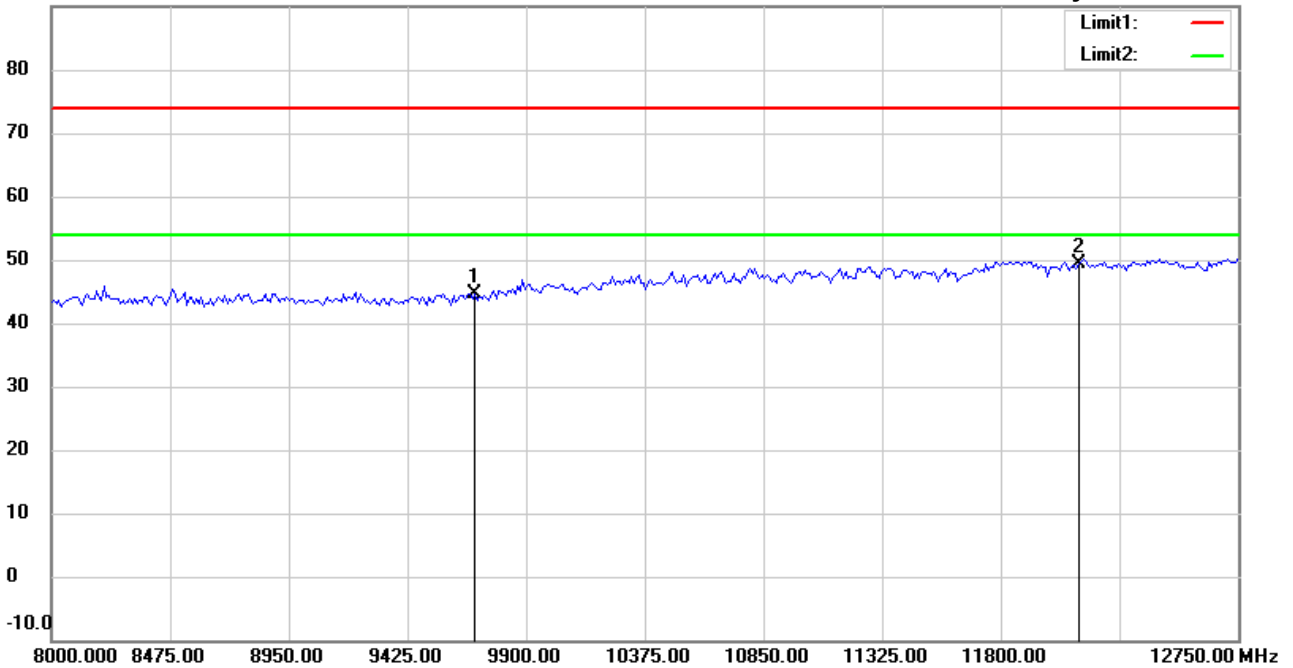
Date: 4/30/2019

Temperature:27.1 °C

90.0 dBuV/m

Time: 9:56:53 PM

Humidity:67.3 %



Site : Chamber

Condition : FCC\_part 15 RE-Class C\_Above 1GHz\_PK

Polarization: *Horizontal*

EUT : W6M21903-18898

Power : 24 Vd.c.

M/N:

Distance: 3m

Test Mode : TX 802.11n40 CH1

Note :

Mk.	Frequency (MHz)	Reading (dBuV)	Detector	Corr. factor (dB/m)	Result (dBuV/m)	Limit (dBuV/m)	Ant.Pos (cm)	Tab.Pos (deg.)	Margin (dB)	Comment
	9688.000	36.32	peak	8.31	44.63	74.00	150	205	-29.37	
*	12110.000	34.66	peak	14.75	49.41	74.00	150	110	-24.59	

\*:Maximum data    x:Over limit    !:over margin



Address:6F.,No.58,Ln 188,Ruey Kuang Rd,Neihu,Taipei  
 Tel:+886-2-6606-8877  
 Fax:+886-2-6606-8879

Radiated Emission Measurement

Operator: Vincent

File :3

Data :#8

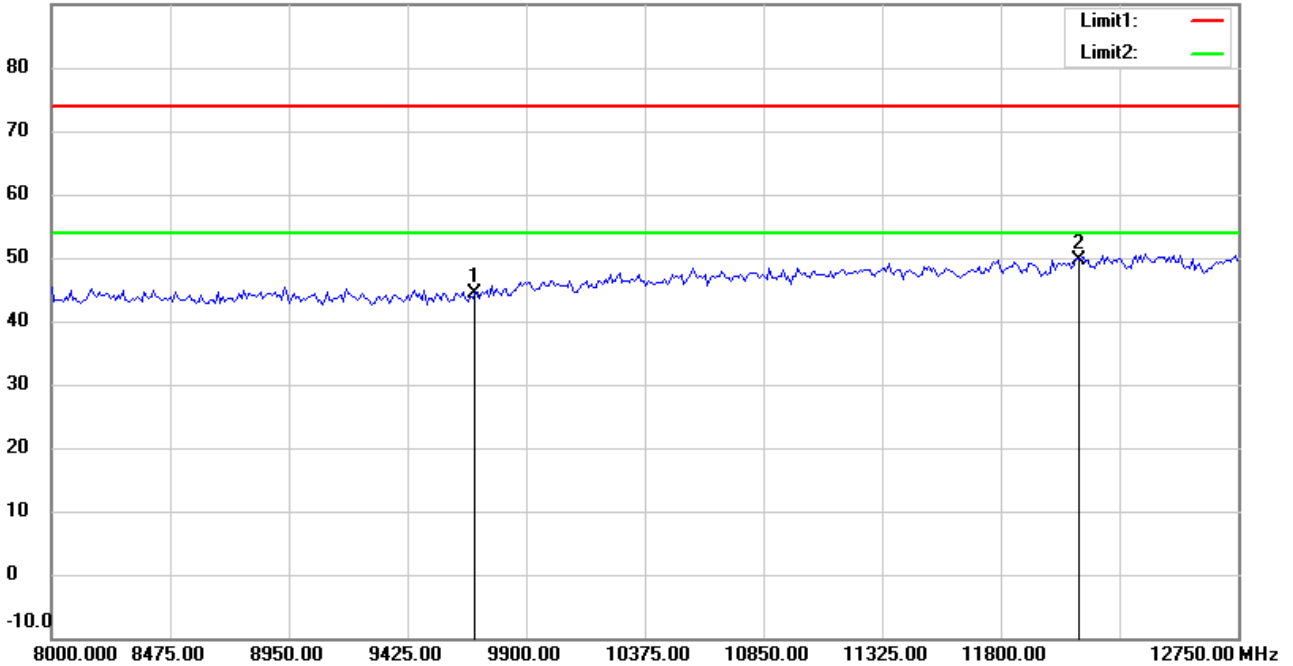
Date: 4/30/2019

Temperature:27.1 °C

90.0 dBuV/m

Time: 10:00:17 PM

Humidity:67.3 %



Site : Chamber

Condition : FCC\_part 15 RE-Class C\_Above 1GHz\_PK

Polarization: **Vertical**

EUT : W6M21903-18898

Power : 24 Vd.c.

M/N:

Distance: 3m

Test Mode : TX 802.11n40 CH1

Note :

Mk.	Frequency (MHz)	Reading (dBuV)	Detector	Corr. factor (dB/m)	Result (dBuV/m)	Limit (dBuV/m)	Ant.Pos (cm)	Tab.Pos (deg.)	Margin (dB)	Comment
	9688.000	36.00	peak	8.31	44.31	74.00	150	120	-29.69	
*	12110.000	34.87	peak	14.75	49.62	74.00	150	300	-24.38	

\*:Maximum data x:Over limit !:over margin





Address:6F.,No.58,Ln 188,Ruey Kuang Rd,Neihu,Taipei  
 Tel:+886-2-6606-8877  
 Fax:+886-2-6606-8879

Radiated Emission Measurement

Operator: Vincent

File :3

Data :#4

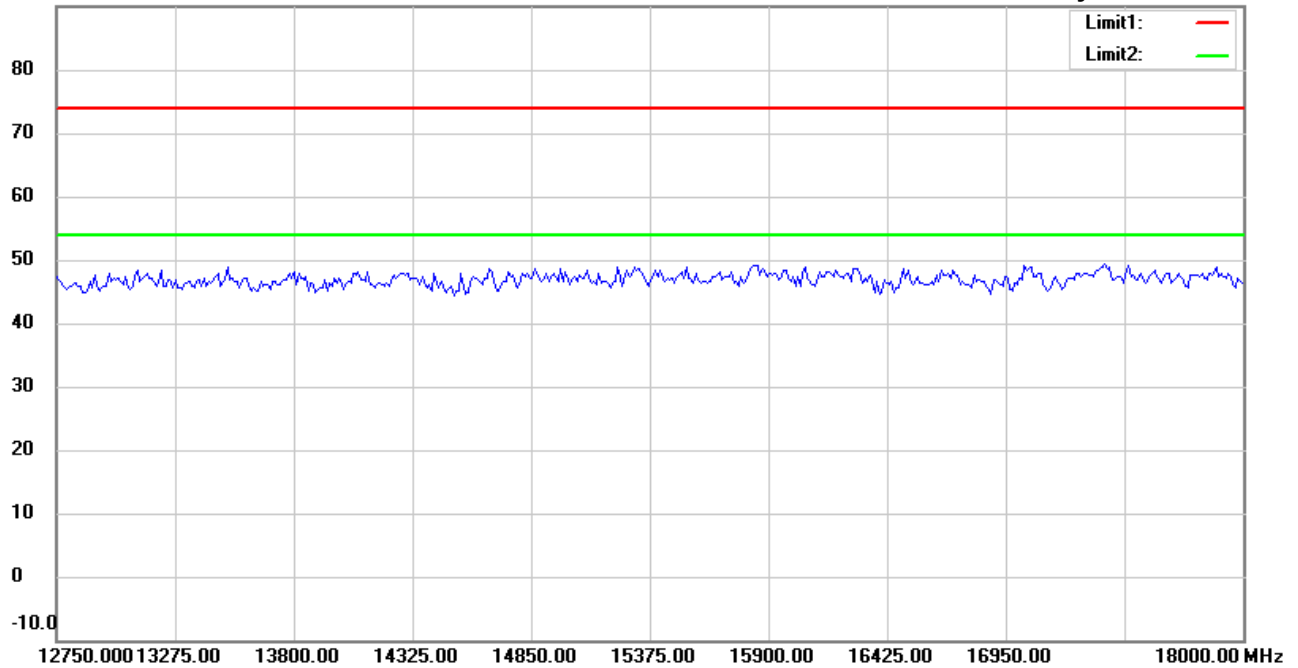
Date: 4/30/2019

Temperature:27.1 °C

90.0 dBuV/m

Time: 9:57:07 PM

Humidity:67.3 %



Site : Chamber

Condition : FCC\_part 15 RE-Class C\_Above 1GHz\_PK

Polarization: *Horizontal*

EUT : W6M21903-18898

Power : 24 Vd.c.

M/N:

Distance: 3m

Test Mode : TX 802.11n40 CH1

Note :

Mk.	Frequency (MHz)	Reading (dBuV)	Detector	Corr. factor (dB/m)	Result (dBuV/m)	Limit (dBuV/m)	Ant.Pos (cm)	Tab.Pos (deg.)	Margin (dB)	Comment
-----	-----------------	----------------	----------	---------------------	-----------------	----------------	--------------	----------------	-------------	---------

\*:Maximum data    x:Over limit    !:over margin



Address:6F.,No.58,Ln 188,Ruey Kuang Rd,Neihu,Taipei  
 Tel:+886-2-6606-8877  
 Fax:+886-2-6606-8879

**Radiated Emission Measurement**

Operator: Vincent

File :3

Data :#9

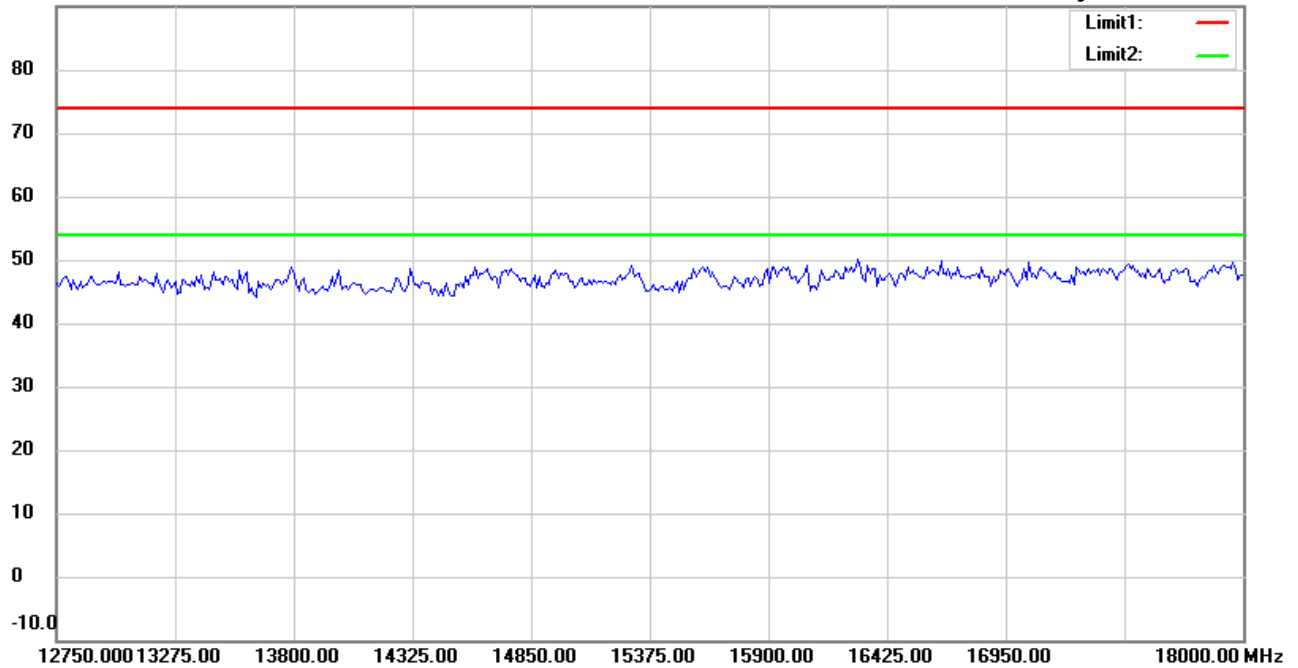
Date: 4/30/2019

Temperature:27.1 °C

90.0 dBuV/m

Time: 10:00:31 PM

Humidity:67.3 %



Site : Chamber

Condition : FCC\_part 15 RE-Class C\_Above 1GHz\_PK

Polarization: **Vertical**

EUT : W6M21903-18898

Power : 24 Vd.c.

M/N:

Distance: 3m

Test Mode : TX 802.11n40 CH1

Note :

Mk.	Frequency (MHz)	Reading (dBuV)	Detector	Corr. factor (dB/m)	Result (dBuV/m)	Limit (dBuV/m)	Ant.Pos (cm)	Tab.Pos (deg.)	Margin (dB)	Comment
-----	-----------------	----------------	----------	---------------------	-----------------	----------------	--------------	----------------	-------------	---------

\*:Maximum data    x:Over limit    !:over margin



Address:6F.,No.58,Ln 188,Ruey Kuang Rd,Neihu,Taipei  
 Tel:+886-2-6606-8877  
 Fax:+886-2-6606-8879

Radiated Emission Measurement

Operator: Vincent

File :3

Data :#5

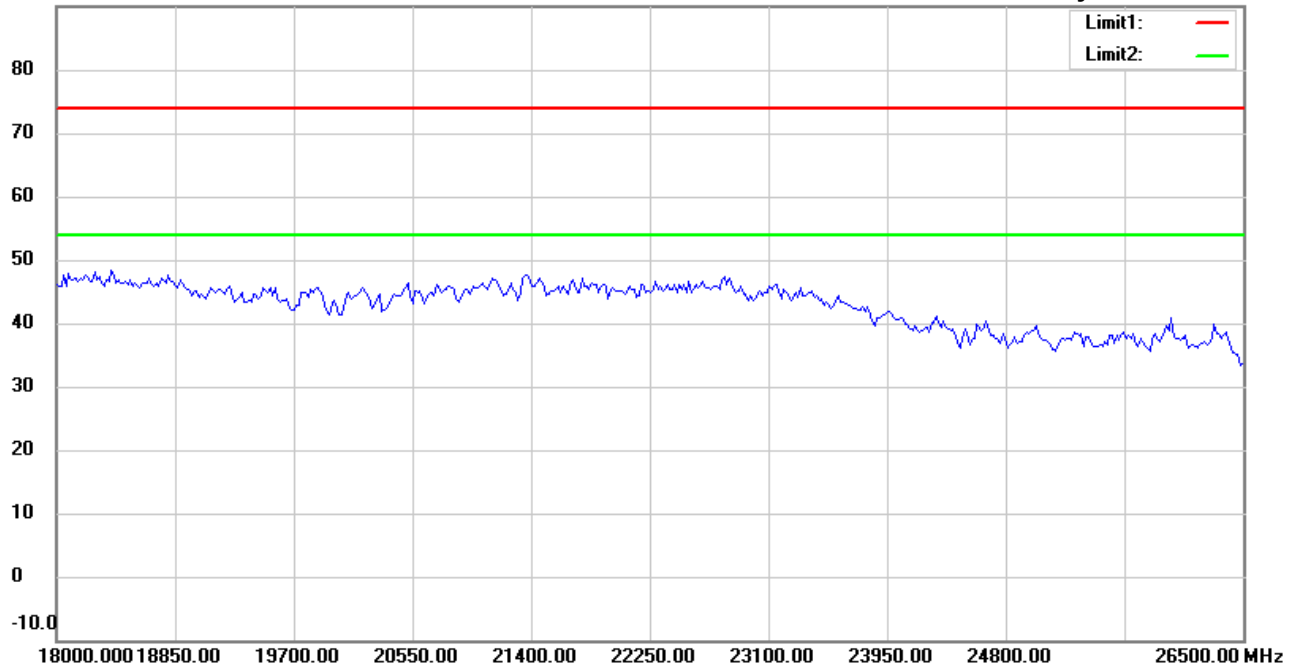
Date: 4/30/2019

Temperature:27.1 °C

90.0 dBuV/m

Time: 9:57:17 PM

Humidity:67.3 %



Site : Chamber

Condition : FCC\_part 15 RE-Class C\_Above 1GHz\_PK

Polarization: *Horizontal*

EUT : W6M21903-18898

Power : 24 Vd.c.

M/N:

Distance: 3m

Test Mode : TX 802.11n40 CH1

Note :

Mk.	Frequency (MHz)	Reading (dBuV)	Detector	Corr. factor (dB/m)	Result (dBuV/m)	Limit (dBuV/m)	Ant.Pos (cm)	Tab.Pos (deg.)	Margin (dB)	Comment
-----	-----------------	----------------	----------	---------------------	-----------------	----------------	--------------	----------------	-------------	---------

\*:Maximum data    x:Over limit    !:over margin



Address:6F.,No.58,Ln 188,Ruey Kuang Rd,Neihu,Taipei  
 Tel:+886-2-6606-8877  
 Fax:+886-2-6606-8879

Radiated Emission Measurement

Operator: Vincent

File :3

Data :#10

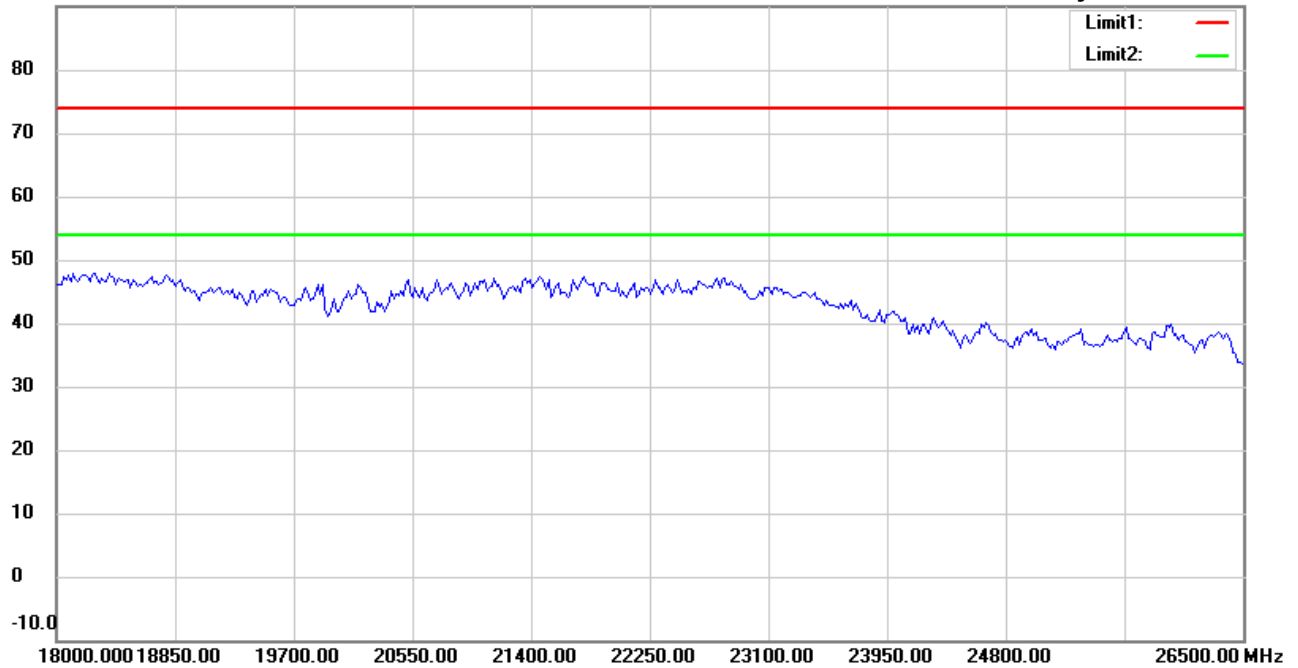
Date: 4/30/2019

Temperature:27.1 °C

90.0 dBuV/m

Time: 10:00:41 PM

Humidity:67.3 %



Site : Chamber

Condition : FCC\_part 15 RE-Class C\_Above 1GHz\_PK

Polarization: *Vertical*

EUT : W6M21903-18898

Power : 24 Vd.c.

M/N:

Distance: 3m

Test Mode : TX 802.11n40 CH1

Note :

Mk.	Frequency (MHz)	Reading (dBuV)	Detector	Corr. factor (dB/m)	Result (dBuV/m)	Limit (dBuV/m)	Ant.Pos (cm)	Tab.Pos (deg.)	Margin (dB)	Comment
-----	-----------------	----------------	----------	---------------------	-----------------	----------------	--------------	----------------	-------------	---------

\*:Maximum data    x:Over limit    !:over margin



Address:6F.,No.58,Ln 188,Ruey Kuang Rd,Neihu,Taipei  
 Tel:+886-2-6606-8877  
 Fax:+886-2-6606-8879

Radiated Emission Measurement

Operator: Vincent

File :3

Data :#1

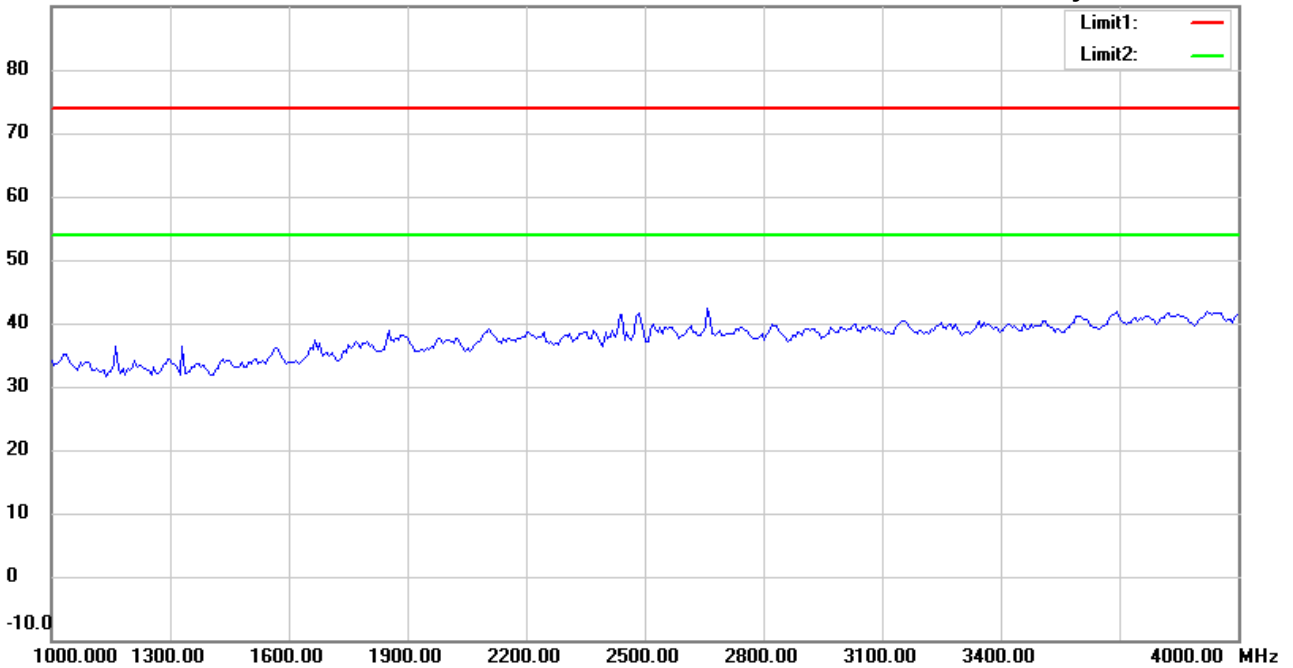
Date: 4/30/2019

Temperature:27.1 °C

90.0 dBuV/m

Time: 10:06:45 PM

Humidity:67.3 %



Site : Chamber

Condition : FCC\_part 15 RE-Class C\_Above 1GHz\_PK

Polarization: *Horizontal*

EUT : W6M21903-18898

Power : 24 Vd.c.

M/N:

Distance: 3m

Test Mode : TX 802.11n40 CH4

Note :

Mk.	Frequency (MHz)	Reading (dBuV)	Detector	Corr. factor (dB/m)	Result (dBuV/m)	Limit (dBuV/m)	Ant.Pos (cm)	Tab.Pos (deg.)	Margin (dB)	Comment
-----	-----------------	----------------	----------	---------------------	-----------------	----------------	--------------	----------------	-------------	---------

\*:Maximum data    x:Over limit    !:over margin



Address:6F.,No.58,Ln 188,Ruey Kuang Rd,Neihu,Taipei  
 Tel:+886-2-6606-8877  
 Fax:+886-2-6606-8879

Radiated Emission Measurement

Operator: Vincent

File :3

Data :#6

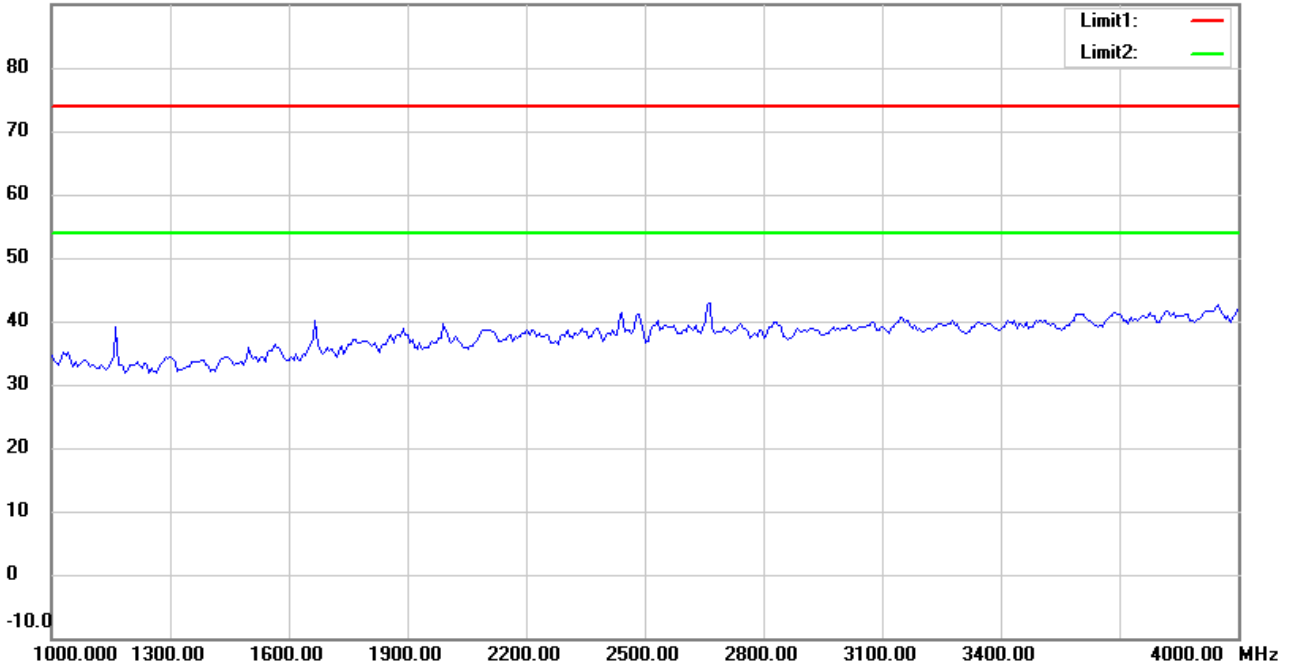
Date: 4/30/2019

Temperature:27.1 °C

90.0 dBuV/m

Time: 10:10:16 PM

Humidity:67.3 %



Site : Chamber

Condition : FCC\_part 15 RE-Class C\_Above 1GHz\_PK

Polarization: *Vertical*

EUT : W6M21903-18898

Power : 24 Vd.c.

M/N:

Distance: 3m

Test Mode : TX 802.11n40 CH4

Note :

Mk.	Frequency (MHz)	Reading (dBuV)	Detector	Corr. factor (dB/m)	Result (dBuV/m)	Limit (dBuV/m)	Ant.Pos (cm)	Tab.Pos (deg.)	Margin (dB)	Comment
-----	-----------------	----------------	----------	---------------------	-----------------	----------------	--------------	----------------	-------------	---------

\*:Maximum data    x:Over limit    !:over margin



Radiated Emission Measurement

Operator: Vincent

File :3

Data :#2

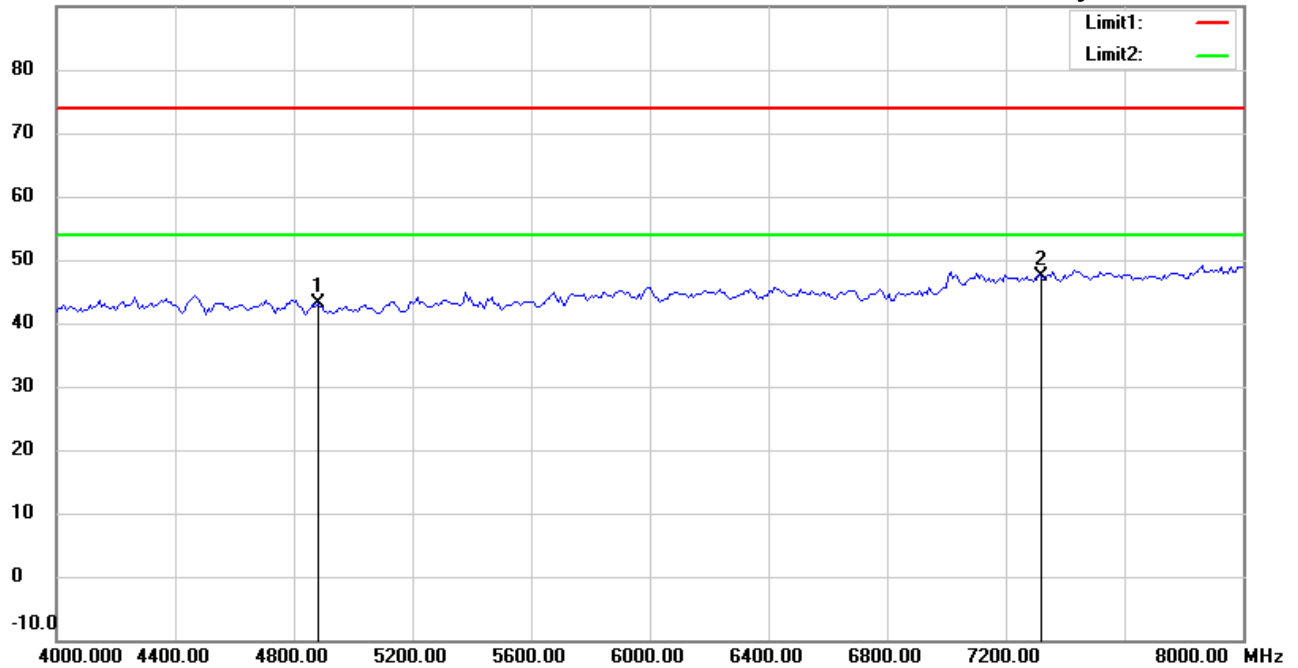
Date: 4/30/2019

Temperature:27.1 °C

90.0 dBuV/m

Time: 10:07:46 PM

Humidity:67.3 %



Site : Chamber

Condition : FCC\_part 15 RE-Class C\_Above 1GHz\_PK

Polarization: *Horizontal*

EUT : W6M21903-18898

Power : 24 Vd.c.

M/N:

Distance: 3m

Test Mode : TX 802.11n40 CH4

Note :

Mk.	Frequency (MHz)	Reading (dBuV)	Detector	Corr. factor (dB/m)	Result (dBuV/m)	Limit (dBuV/m)	Ant.Pos (cm)	Tab.Pos (deg.)	Margin (dB)	Comment
	4874.000	42.36	peak	0.69	43.05	74.00	150	65	-30.95	
*	7311.000	41.81	peak	5.57	47.38	74.00	150	140	-26.62	



Radiated Emission Measurement

Operator: Vincent

File :3

Data :#7

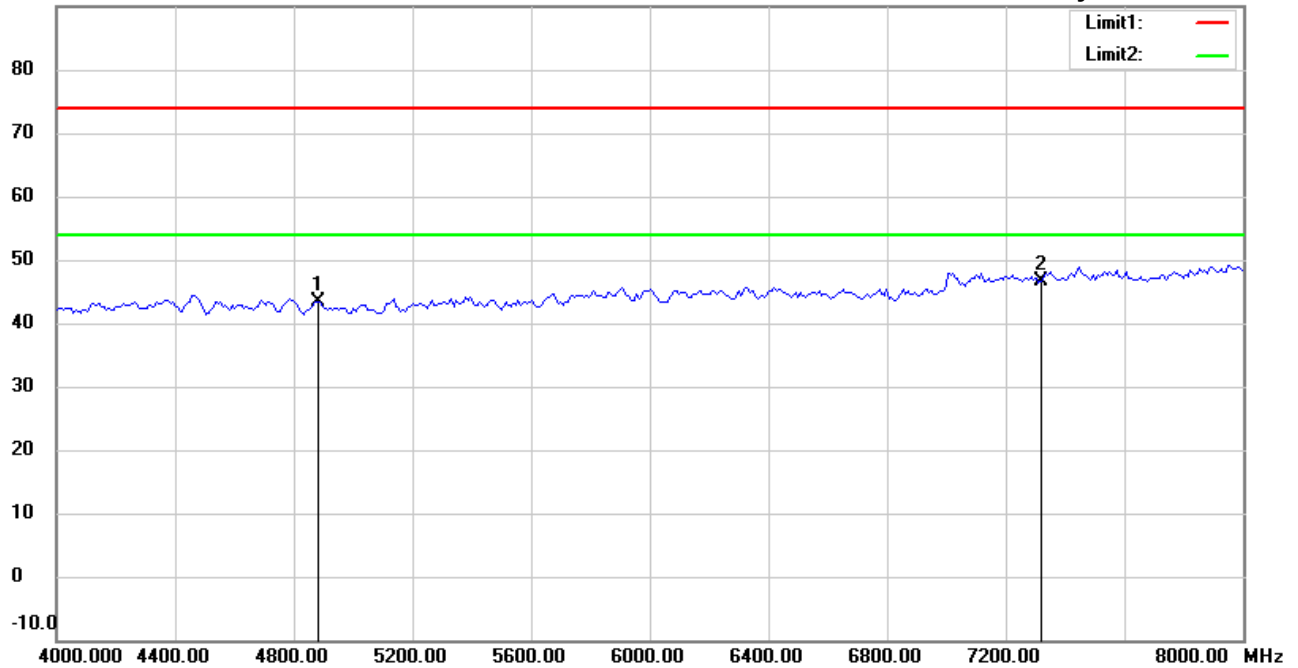
Date: 4/30/2019

Temperature:27.1 °C

90.0 dBuV/m

Time: 10:11:17 PM

Humidity:67.3 %



Site : Chamber

Condition : FCC\_part 15 RE-Class C\_Above 1GHz\_PK

EUT : W6M21903-18898

M/N:

Test Mode : TX 802.11n40 CH4

Note :

Polarization: **Vertical**

Power : 24 Vd.c.

Distance: 3m

Mk.	Frequency (MHz)	Reading (dBuV)	Detector	Corr. factor (dB/m)	Result (dBuV/m)	Limit (dBuV/m)	Ant.Pos (cm)	Tab.Pos (deg.)	Margin (dB)	Comment
	4874.000	42.57	peak	0.69	43.26	74.00	150	40	-30.74	
*	7311.000	41.17	peak	5.57	46.74	74.00	150	125	-27.26	





Address:6F.,No.58,Ln 188,Ruey Kuang Rd,Neihu,Taipei  
 Tel:+886-2-6606-8877  
 Fax:+886-2-6606-8879

Radiated Emission Measurement

Operator: Vincent

File :3

Data :#3

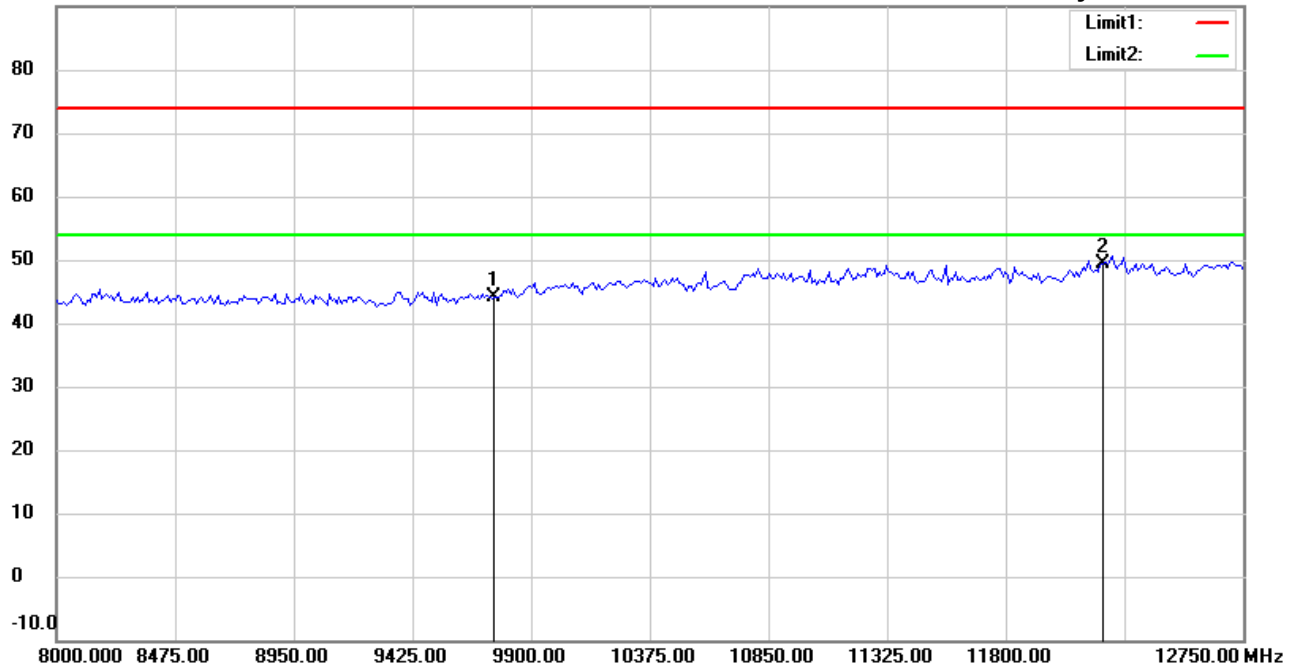
Date: 4/30/2019

Temperature:27.1 °C

90.0 dBuV/m

Time: 10:08:52 PM

Humidity:67.3 %



Site : Chamber

Condition : FCC\_part 15 RE-Class C\_Above 1GHz\_PK

Polarization: *Horizontal*

EUT : W6M21903-18898

Power : 24 Vd.c.

M/N:

Distance: 3m

Test Mode : TX 802.11n40 CH4

Note :

Mk.	Frequency (MHz)	Reading (dBuV)	Detector	Corr. factor (dB/m)	Result (dBuV/m)	Limit (dBuV/m)	Ant.Pos (cm)	Tab.Pos (deg.)	Margin (dB)	Comment
	9748.000	35.64	peak	8.57	44.21	74.00	150	215	-29.79	
*	12185.000	34.18	peak	15.16	49.34	74.00	150	240	-24.66	

\*:Maximum data x:Over limit !:over margin



Address:6F.,No.58,Ln 188,Ruey Kuang Rd,Neihu,Taipei  
 Tel:+886-2-6606-8877  
 Fax:+886-2-6606-8879

Radiated Emission Measurement

Operator: Vincent

File :3

Data :#8

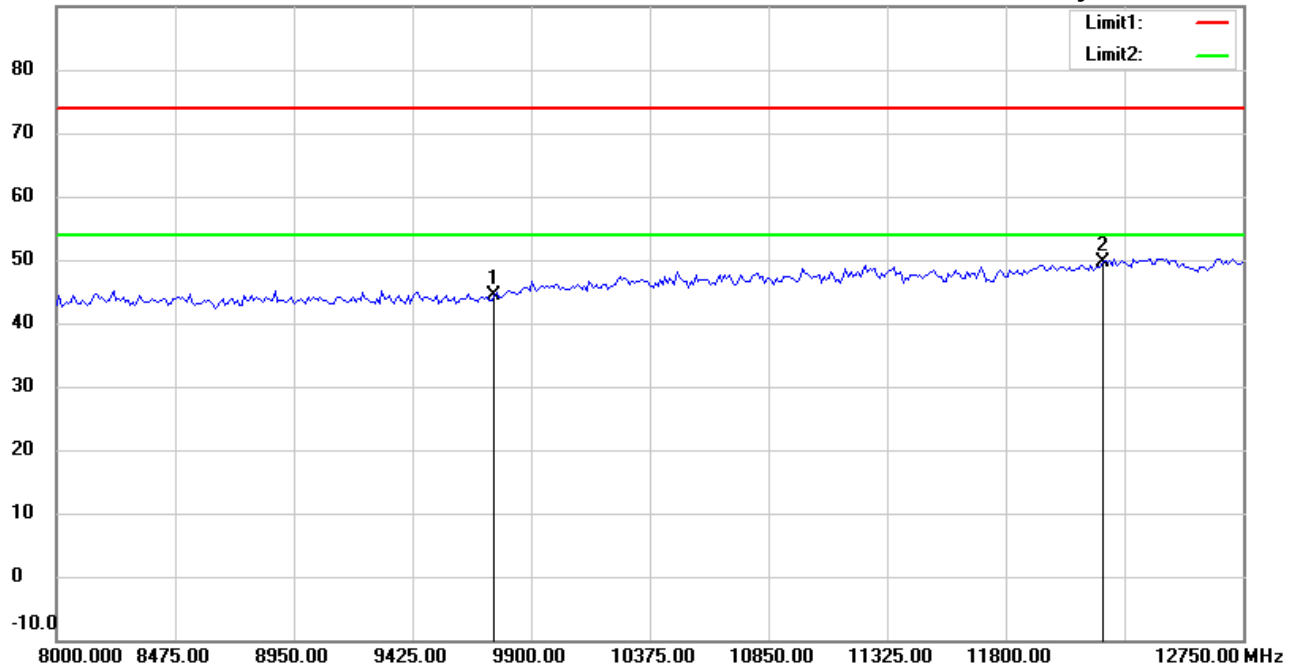
Date: 4/30/2019

Temperature:27.1 °C

90.0 dBuV/m

Time: 10:12:16 PM

Humidity:67.3 %



Site : Chamber

Condition : FCC\_part 15 RE-Class C\_Above 1GHz\_PK

Polarization: **Vertical**

EUT : W6M21903-18898

Power : 24 Vd.c.

M/N:

Distance: 3m

Test Mode : TX 802.11n40 CH4

Note :

Mk.	Frequency (MHz)	Reading (dBuV)	Detector	Corr. factor (dB/m)	Result (dBuV/m)	Limit (dBuV/m)	Ant.Pos (cm)	Tab.Pos (deg.)	Margin (dB)	Comment
	9748.000	35.89	peak	8.57	44.46	74.00	150	90	-29.54	
*	12185.000	34.39	peak	15.16	49.55	74.00	150	65	-24.45	

\*:Maximum data    x:Over limit    !:over margin



Address:6F.,No.58,Ln 188,Ruey Kuang Rd,Neihu,Taipei  
 Tel:+886-2-6606-8877  
 Fax:+886-2-6606-8879

Radiated Emission Measurement

Operator: Vincent

File :3

Data :#4

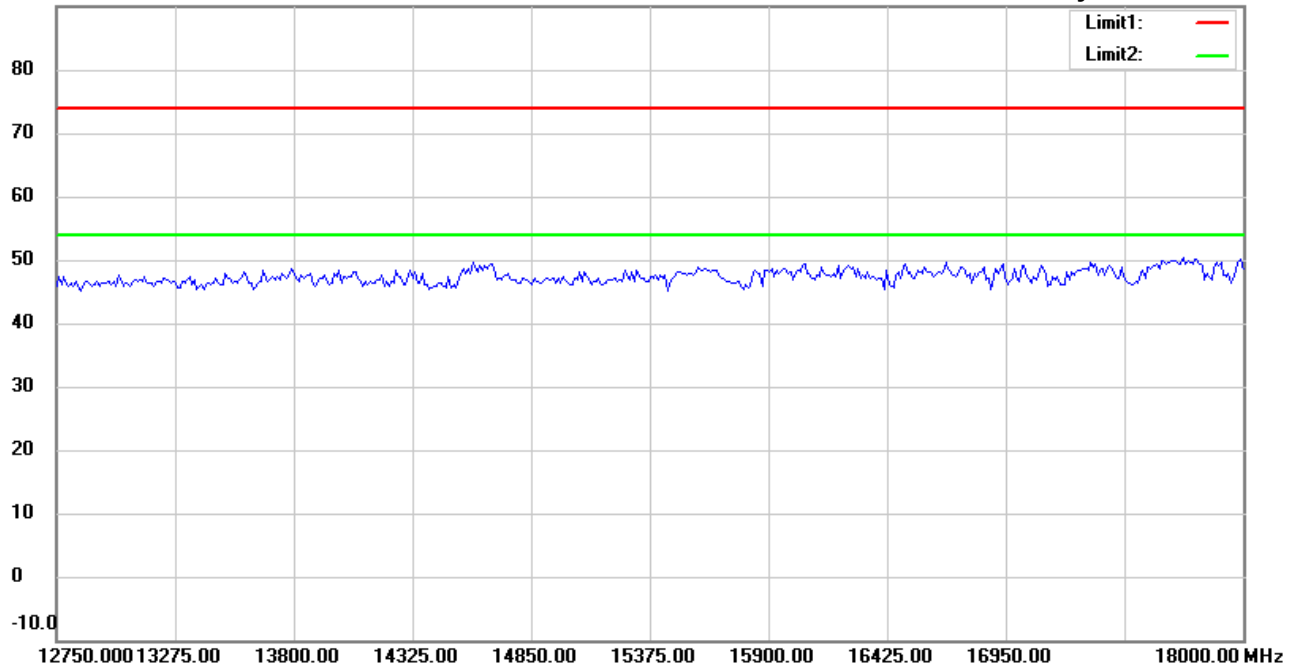
Date: 4/30/2019

Temperature:27.1 °C

90.0 dBuV/m

Time: 10:09:06 PM

Humidity:67.3 %



Site : Chamber

Condition : FCC\_part 15 RE-Class C\_Above 1GHz\_PK

Polarization: *Horizontal*

EUT : W6M21903-18898

Power : 24 Vd.c.

M/N:

Distance: 3m

Test Mode : TX 802.11n40 CH4

Note :

Mk.	Frequency (MHz)	Reading (dBuV)	Detector	Corr. factor (dB/m)	Result (dBuV/m)	Limit (dBuV/m)	Ant.Pos (cm)	Tab.Pos (deg.)	Margin (dB)	Comment
-----	-----------------	----------------	----------	---------------------	-----------------	----------------	--------------	----------------	-------------	---------

\*:Maximum data    x:Over limit    !:over margin



Address:6F.,No.58,Ln 188,Ruey Kuang Rd,Neihu,Taipei  
 Tel:+886-2-6606-8877  
 Fax:+886-2-6606-8879

Radiated Emission Measurement

Operator: Vincent

File :3

Data :#9

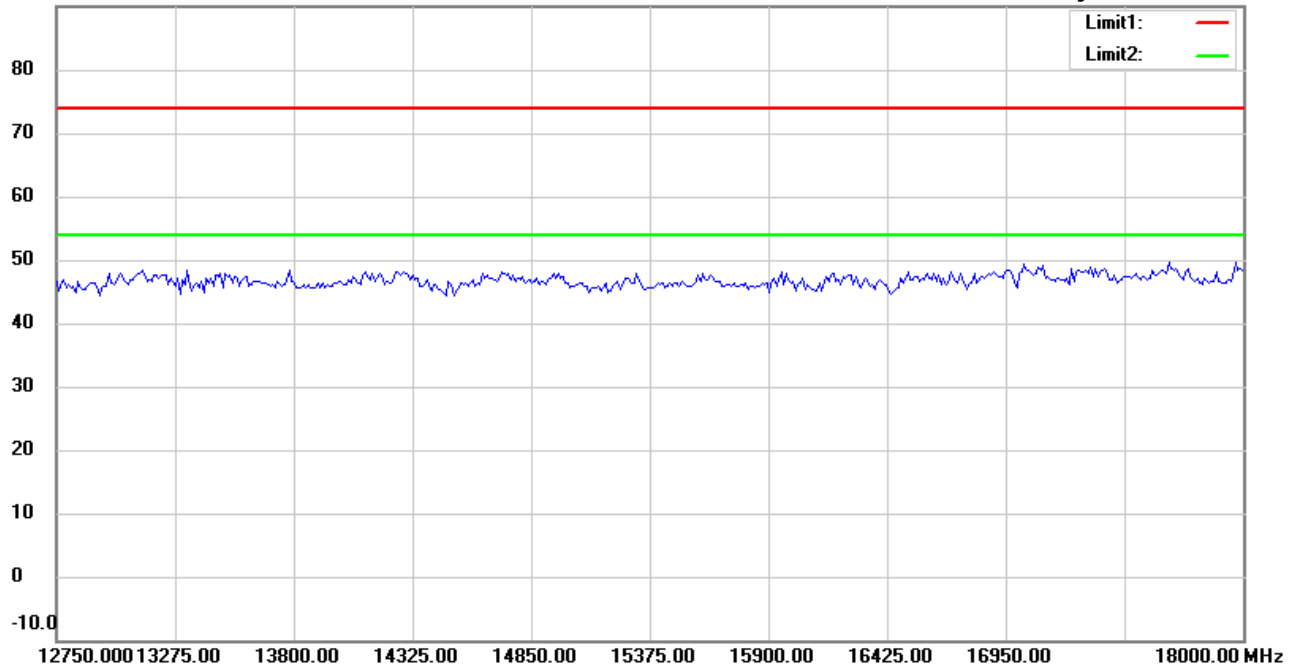
Date: 4/30/2019

Temperature:27.1 °C

90.0 dBuV/m

Time: 10:12:30 PM

Humidity:67.3 %



Site : Chamber

Condition : FCC\_part 15 RE-Class C\_Above 1GHz\_PK

Polarization: *Vertical*

EUT : W6M21903-18898

Power : 24 Vd.c.

M/N:

Distance: 3m

Test Mode : TX 802.11n40 CH4

Note :

Mk.	Frequency (MHz)	Reading (dBuV)	Detector	Corr. factor (dB/m)	Result (dBuV/m)	Limit (dBuV/m)	Ant.Pos (cm)	Tab.Pos (deg.)	Margin (dB)	Comment
-----	-----------------	----------------	----------	---------------------	-----------------	----------------	--------------	----------------	-------------	---------

\*:Maximum data    x:Over limit    !:over margin



Address:6F.,No.58,Ln 188,Ruey Kuang Rd,Neihu,Taipei  
 Tel:+886-2-6606-8877  
 Fax:+886-2-6606-8879

Radiated Emission Measurement

Operator: Vincent

File :3

Data :#5

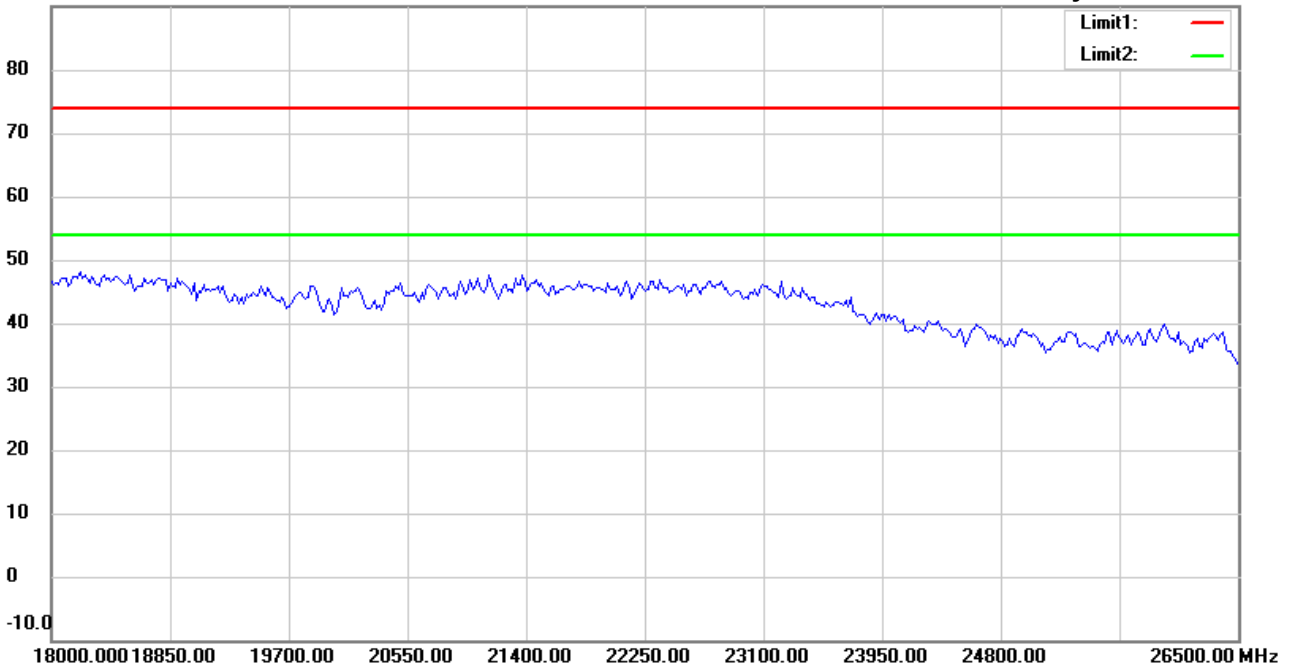
Date: 4/30/2019

Temperature:27.1 °C

90.0 dBuV/m

Time: 10:09:16 PM

Humidity:67.3 %



Site : Chamber

Condition : FCC\_part 15 RE-Class C\_Above 1GHz\_PK

Polarization: *Horizontal*

EUT : W6M21903-18898

Power : 24 Vd.c.

M/N:

Distance: 3m

Test Mode : TX 802.11n40 CH4

Note :

Mk.	Frequency (MHz)	Reading (dBuV)	Detector	Corr. factor (dB/m)	Result (dBuV/m)	Limit (dBuV/m)	Ant.Pos (cm)	Tab.Pos (deg.)	Margin (dB)	Comment
-----	-----------------	----------------	----------	---------------------	-----------------	----------------	--------------	----------------	-------------	---------

\*:Maximum data    x:Over limit    !:over margin



Address:6F.,No.58,Ln 188,Ruey Kuang Rd,Neihu,Taipei  
 Tel:+886-2-6606-8877  
 Fax:+886-2-6606-8879

**Radiated Emission Measurement**

Operator: Vincent

File :3

Data :#10

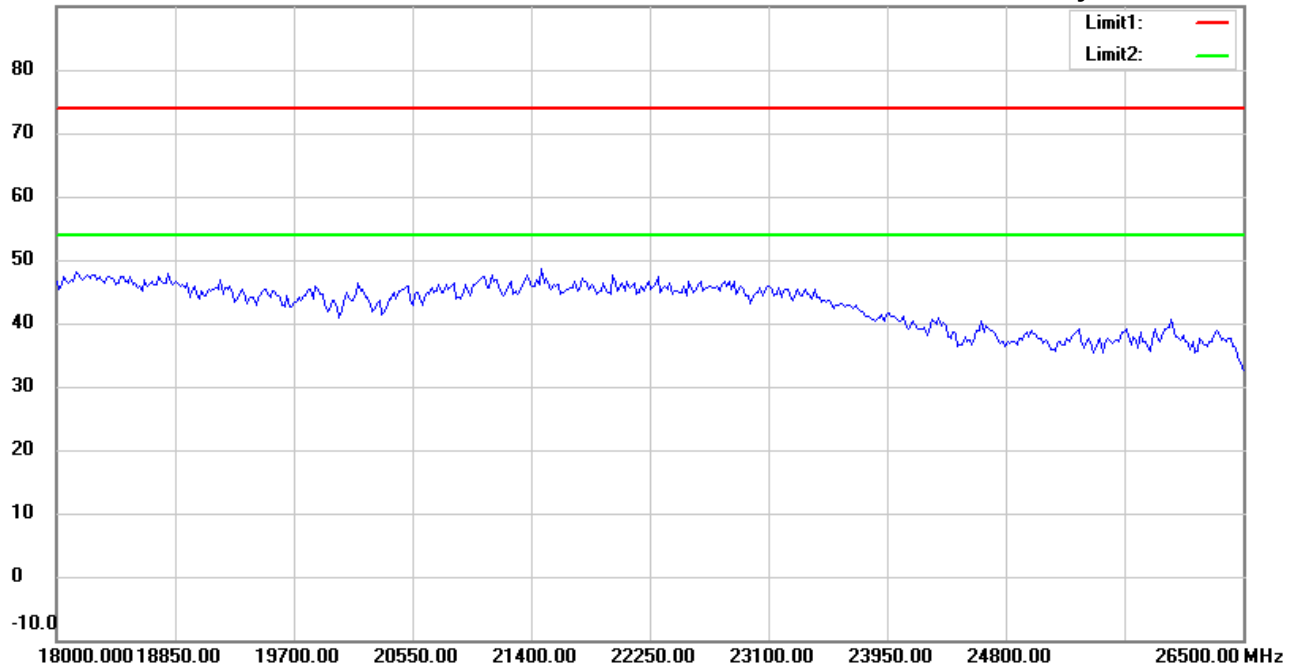
Date: 4/30/2019

Temperature:27.1 °C

90.0 dBuV/m

Time: 10:12:40 PM

Humidity:67.3 %



Site : Chamber

Condition : FCC\_part 15 RE-Class C\_Above 1GHz\_PK

EUT : W6M21903-18898

M/N:

Test Mode : TX 802.11n40 CH4

Note :

Polarization: *Vertical*

Power : 24 Vd.c.

Distance: 3m

Mk.	Frequency (MHz)	Reading (dBuV)	Detector	Corr. factor (dB/m)	Result (dBuV/m)	Limit (dBuV/m)	Ant.Pos (cm)	Tab.Pos (deg.)	Margin (dB)	Comment
-----	-----------------	----------------	----------	---------------------	-----------------	----------------	--------------	----------------	-------------	---------

\*:Maximum data    x:Over limit    !:over margin



Address:6F.,No.58,Ln 188,Ruey Kuang Rd,Neihu,Taipei  
 Tel:+886-2-6606-8877  
 Fax:+886-2-6606-8879

Radiated Emission Measurement

Operator: Vincent

File :3

Data :#1

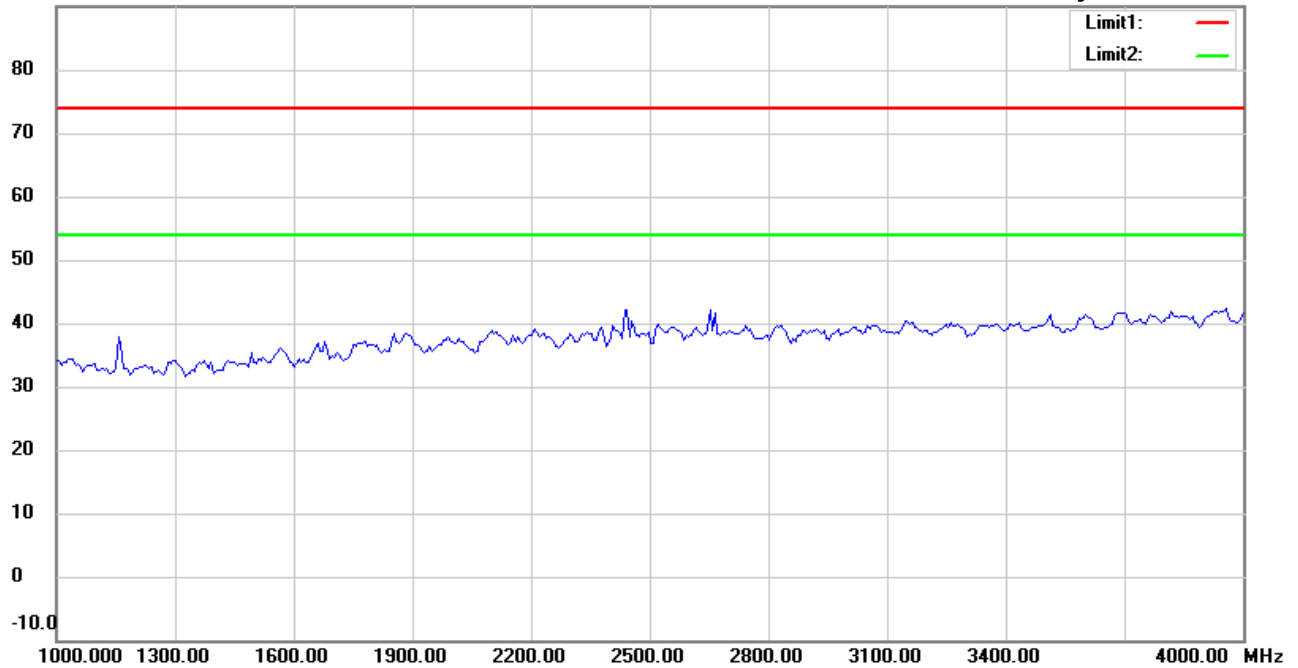
Date: 4/30/2019

Temperature:27.1 °C

90.0 dBuV/m

Time: 10:16:36 PM

Humidity:67.3 %



Site : Chamber

Condition : FCC\_part 15 RE-Class C\_Above 1GHz\_PK

Polarization: *Horizontal*

EUT : W6M21903-18898

Power : 24 Vd.c.

M/N:

Distance: 3m

Test Mode : TX 802.11n40 CH7

Note :

Mk.	Frequency (MHz)	Reading (dBuV)	Detector	Corr. factor (dB/m)	Result (dBuV/m)	Limit (dBuV/m)	Ant.Pos (cm)	Tab.Pos (deg.)	Margin (dB)	Comment
-----	-----------------	----------------	----------	---------------------	-----------------	----------------	--------------	----------------	-------------	---------

\*:Maximum data    x:Over limit    !:over margin



Address:6F.,No.58,Ln 188,Ruey Kuang Rd,Neihu,Taipei  
 Tel:+886-2-6606-8877  
 Fax:+886-2-6606-8879

Radiated Emission Measurement

Operator: Vincent

File :3

Data :#6

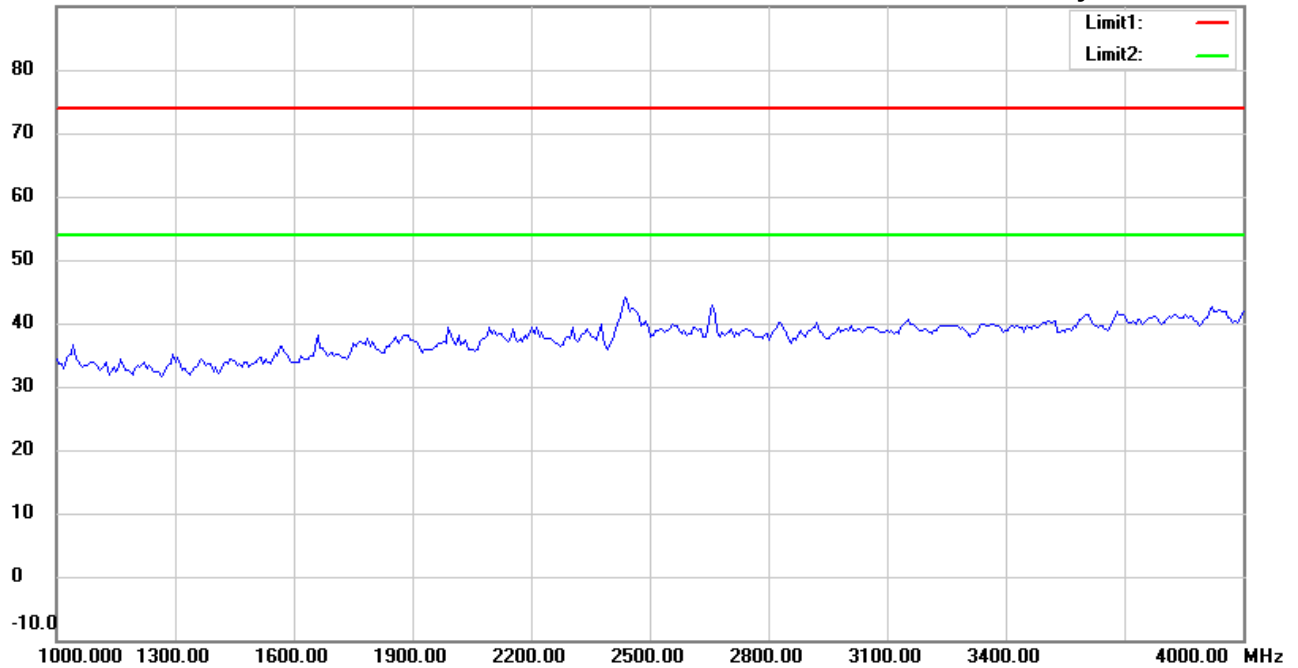
Date: 4/30/2019

Temperature:27.1 °C

90.0 dBuV/m

Time: 10:20:07 PM

Humidity:67.3 %



Site : Chamber

Condition : FCC\_part 15 RE-Class C\_Above 1GHz\_PK

Polarization: *Vertical*

EUT : W6M21903-18898

Power : 24 Vd.c.

M/N:

Distance: 3m

Test Mode : TX 802.11n40 CH7

Note :

Mk.	Frequency (MHz)	Reading (dBuV)	Detector	Corr. factor (dB/m)	Result (dBuV/m)	Limit (dBuV/m)	Ant.Pos (cm)	Tab.Pos (deg.)	Margin (dB)	Comment
-----	-----------------	----------------	----------	---------------------	-----------------	----------------	--------------	----------------	-------------	---------

\*:Maximum data    x:Over limit    !:over margin





Address:6F.,No.58,Ln 188,Ruey Kuang Rd,Neihu,Taipei  
 Tel:+886-2-6606-8877  
 Fax:+886-2-6606-8879

Radiated Emission Measurement

Operator: Vincent

File :3

Data :#2

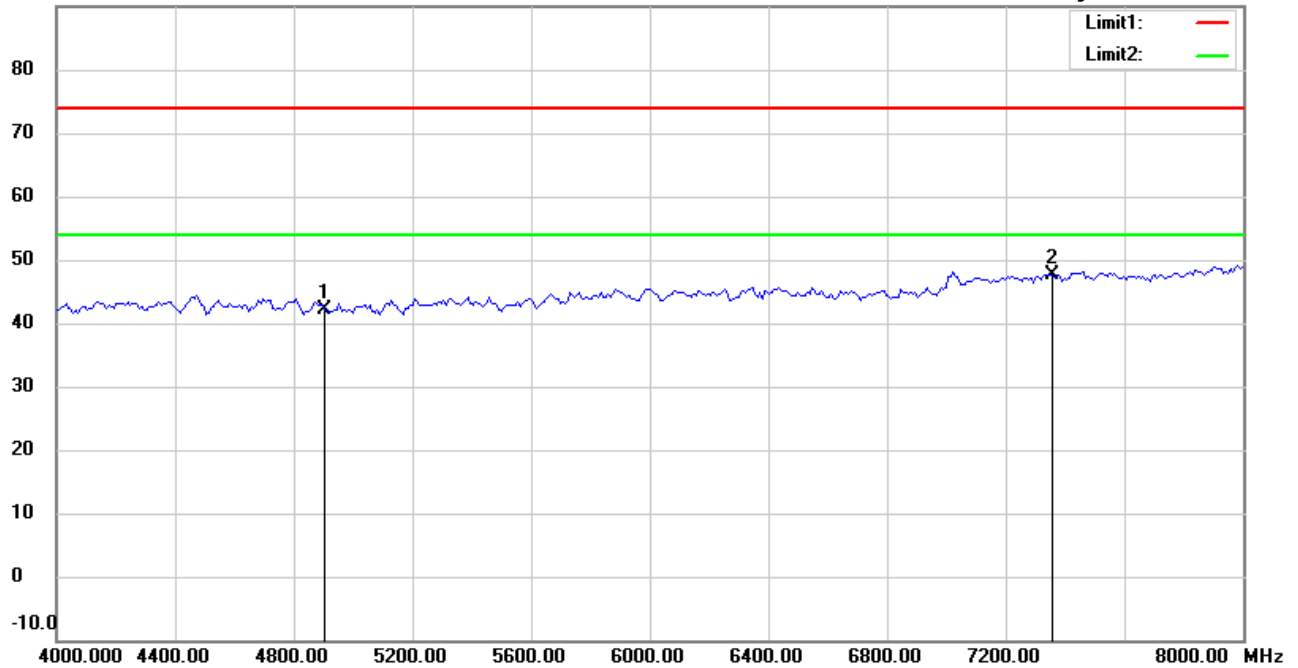
Date: 4/30/2019

Temperature:27.1 °C

90.0 dBuV/m

Time: 10:17:37 PM

Humidity:67.3 %



Site : Chamber

Condition : FCC\_part 15 RE-Class C\_Above 1GHz\_PK

Polarization: *Horizontal*

EUT : W6M21903-18898

Power : 24 Vd.c.

M/N:

Distance: 3m

Test Mode : TX 802.11n40 CH7

Note :

Mk.	Frequency (MHz)	Reading (dBuV)	Detector	Corr. factor (dB/m)	Result (dBuV/m)	Limit (dBuV/m)	Ant.Pos (cm)	Tab.Pos (deg.)	Margin (dB)	Comment
	4904.000	41.34	peak	0.68	42.02	74.00	150	140	-31.98	
*	7356.000	41.76	peak	5.82	47.58	74.00	150	210	-26.42	

\*:Maximum data    x:Over limit    !:over margin



Radiated Emission Measurement

Operator: Vincent

File :3

Data :#7

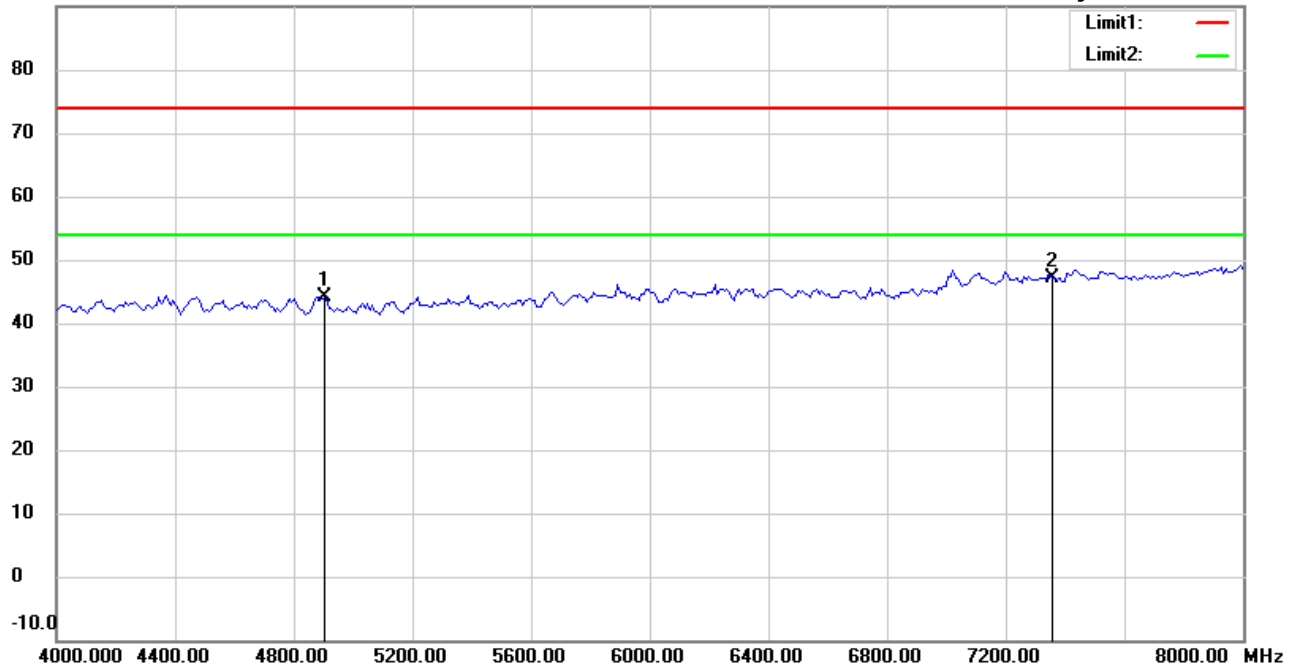
Date: 4/30/2019

Temperature:27.1 °C

90.0 dBuV/m

Time: 10:21:08 PM

Humidity:67.3 %



Site : Chamber

Condition : FCC\_part 15 RE-Class C\_Above 1GHz\_PK

Polarization: *Vertical*

EUT : W6M21903-18898

Power : 24 Vd.c.

M/N:

Distance: 3m

Test Mode : TX 802.11n40 CH7

Note :

Mk.	Frequency (MHz)	Reading (dBuV)	Detector	Corr. factor (dB/m)	Result (dBuV/m)	Limit (dBuV/m)	Ant.Pos (cm)	Tab.Pos (deg.)	Margin (dB)	Comment
	4904.000	43.49	peak	0.68	44.17	74.00	150	90	-29.83	
*	7356.000	41.30	peak	5.82	47.12	74.00	150	65	-26.88	



Radiated Emission Measurement

Operator: Vincent

File :3

Data :#3

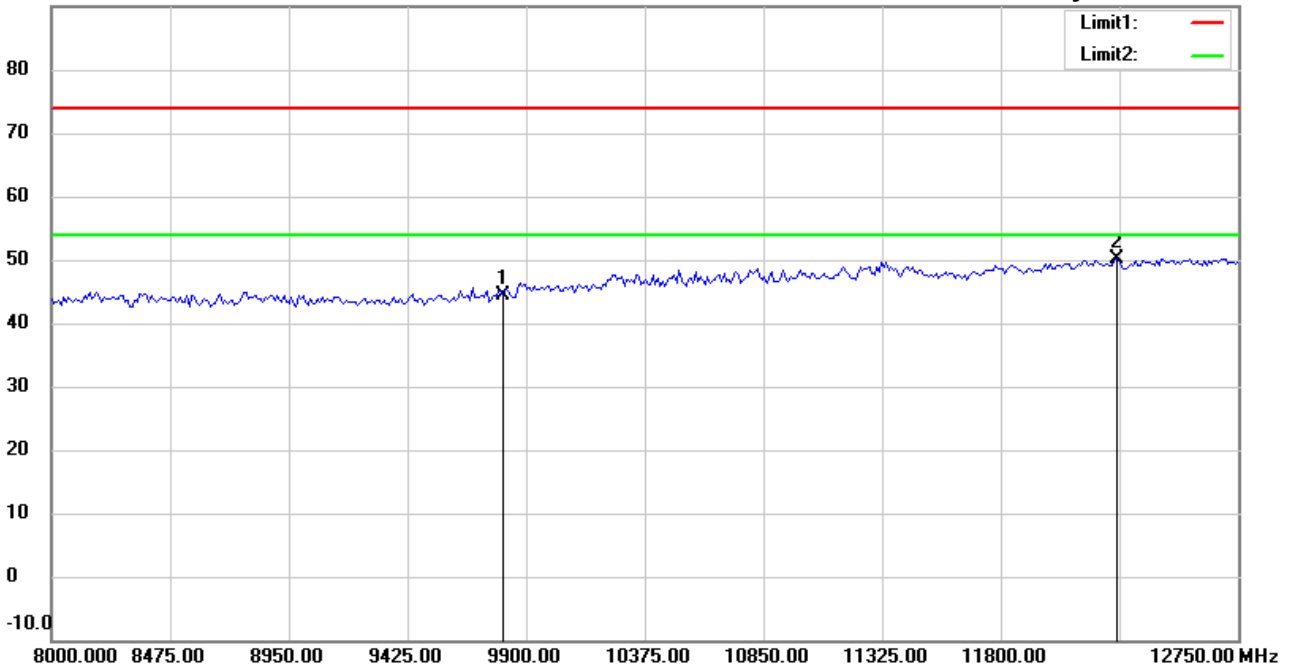
Date: 4/30/2019

Temperature:27.1 °C

90.0 dBuV/m

Time: 10:18:43 PM

Humidity:67.3 %



Site : Chamber

Condition : FCC\_part 15 RE-Class C\_Above 1GHz\_PK

Polarization: *Horizontal*

EUT : W6M21903-18898

Power : 24 Vd.c.

M/N:

Distance: 3m

Test Mode : TX 802.11n40 CH7

Note :

Mk.	Frequency (MHz)	Reading (dBuV)	Detector	Corr. factor (dB/m)	Result (dBuV/m)	Limit (dBuV/m)	Ant.Pos (cm)	Tab.Pos (deg.)	Margin (dB)	Comment
	9808.000	35.36	peak	8.92	44.28	74.00	150	265	-29.72	
*	12260.000	35.26	peak	14.79	50.05	74.00	150	130	-23.95	



Address:6F.,No.58,Ln 188,Ruey Kuang Rd,Neihu,Taipei  
 Tel:+886-2-6606-8877  
 Fax:+886-2-6606-8879

Radiated Emission Measurement

Operator: Vincent

File :3

Data :#8

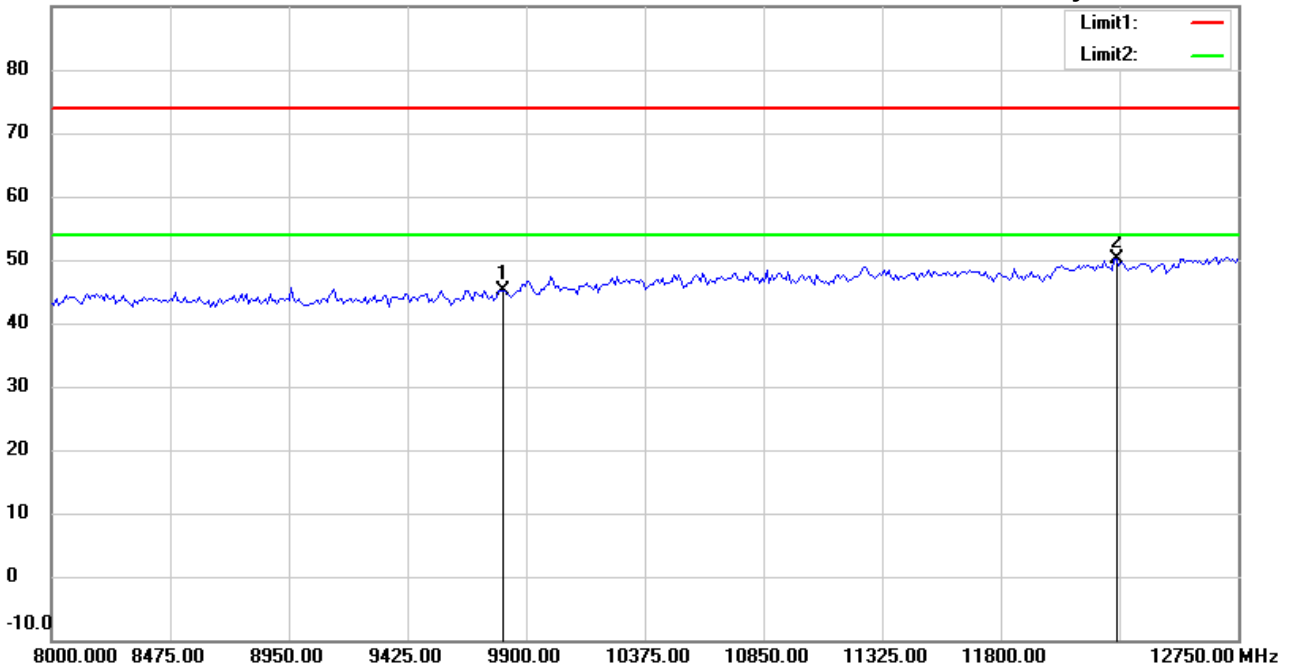
Date: 4/30/2019

Temperature:27.1 °C

90.0 dBuV/m

Time: 10:22:07 PM

Humidity:67.3 %



Site : Chamber

Condition : FCC\_part 15 RE-Class C\_Above 1GHz\_PK

Polarization: *Vertical*

EUT : W6M21903-18898

Power : 24 Vd.c.

M/N:

Distance: 3m

Test Mode : TX 802.11n40 CH7

Note :

Mk.	Frequency (MHz)	Reading (dBuV)	Detector	Corr. factor (dB/m)	Result (dBuV/m)	Limit (dBuV/m)	Ant.Pos (cm)	Tab.Pos (deg.)	Margin (dB)	Comment
	9808.000	36.19	peak	8.92	45.11	74.00	150	325	-28.89	
*	12260.000	35.33	peak	14.79	50.12	74.00	150	20	-23.88	

\*:Maximum data    x:Over limit    !:over margin



Address:6F.,No.58,Ln 188,Ruey Kuang Rd,Neihu,Taipei  
 Tel:+886-2-6606-8877  
 Fax:+886-2-6606-8879

Radiated Emission Measurement

Operator: Vincent

File :3

Data :#4

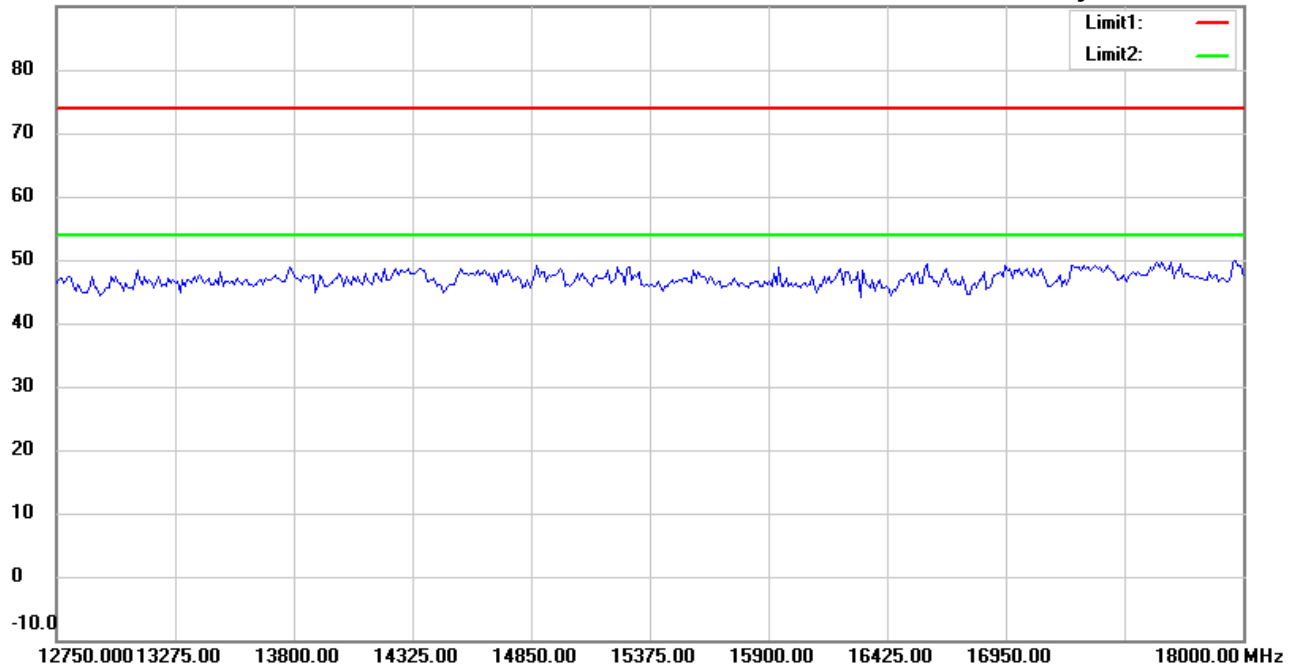
Date: 4/30/2019

Temperature:27.1 °C

90.0 dBuV/m

Time: 10:18:57 PM

Humidity:67.3 %



Site : Chamber

Condition : FCC\_part 15 RE-Class C\_Above 1GHz\_PK

Polarization: *Horizontal*

EUT : W6M21903-18898

Power : 24 Vd.c.

M/N:

Distance: 3m

Test Mode : TX 802.11n40 CH7

Note :

Mk.	Frequency (MHz)	Reading (dBuV)	Detector	Corr. factor (dB/m)	Result (dBuV/m)	Limit (dBuV/m)	Ant.Pos (cm)	Tab.Pos (deg.)	Margin (dB)	Comment
-----	-----------------	----------------	----------	---------------------	-----------------	----------------	--------------	----------------	-------------	---------

\*:Maximum data    x:Over limit    !:over margin



Address:6F.,No.58,Ln 188,Ruey Kuang Rd,Neihu,Taipei  
 Tel:+886-2-6606-8877  
 Fax:+886-2-6606-8879

Radiated Emission Measurement

Operator: Vincent

File :3

Data :#9

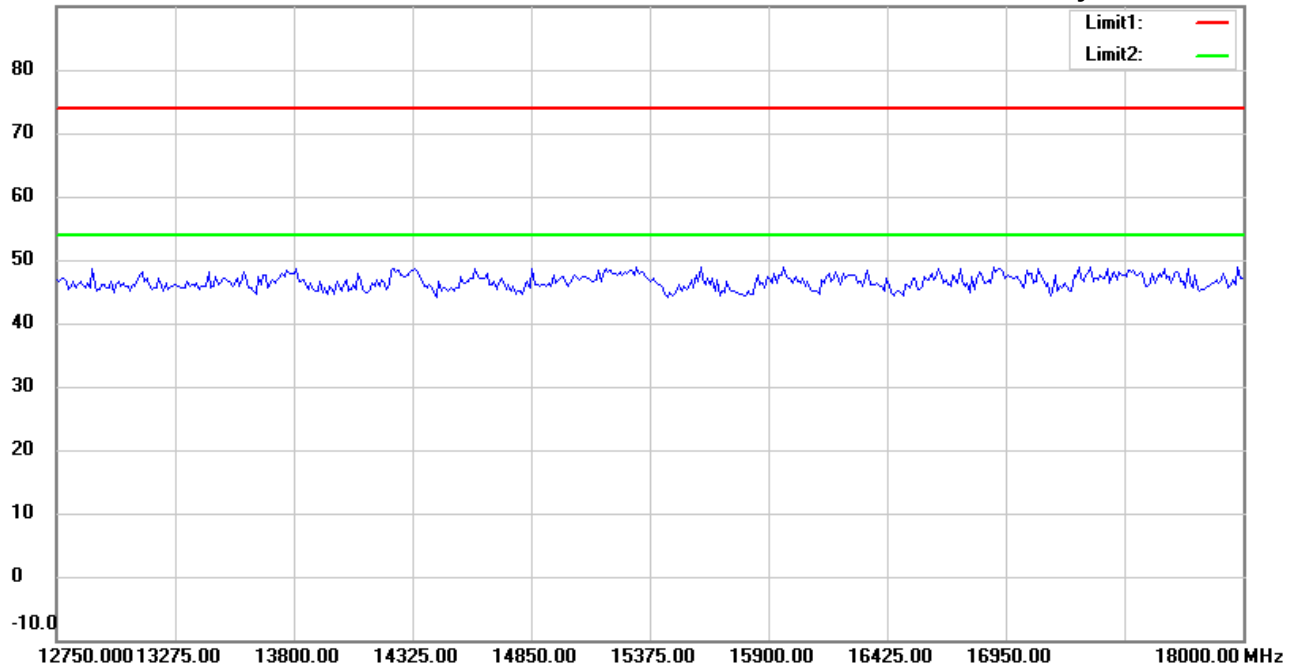
Date: 4/30/2019

Temperature:27.1 °C

90.0 dBuV/m

Time: 10:22:21 PM

Humidity:67.3 %



Site : Chamber

Condition : FCC\_part 15 RE-Class C\_Above 1GHz\_PK

Polarization: *Vertical*

EUT : W6M21903-18898

Power : 24 Vd.c.

M/N:

Distance: 3m

Test Mode : TX 802.11n40 CH7

Note :

Mk.	Frequency (MHz)	Reading (dBuV)	Detector	Corr. factor (dB/m)	Result (dBuV/m)	Limit (dBuV/m)	Ant.Pos (cm)	Tab.Pos (deg.)	Margin (dB)	Comment
-----	-----------------	----------------	----------	---------------------	-----------------	----------------	--------------	----------------	-------------	---------

\*:Maximum data    x:Over limit    !:over margin



Address:6F.,No.58,Ln 188,Ruey Kuang Rd,Neihu,Taipei  
 Tel:+886-2-6606-8877  
 Fax:+886-2-6606-8879

Radiated Emission Measurement

Operator: Vincent

File :3

Data :#5

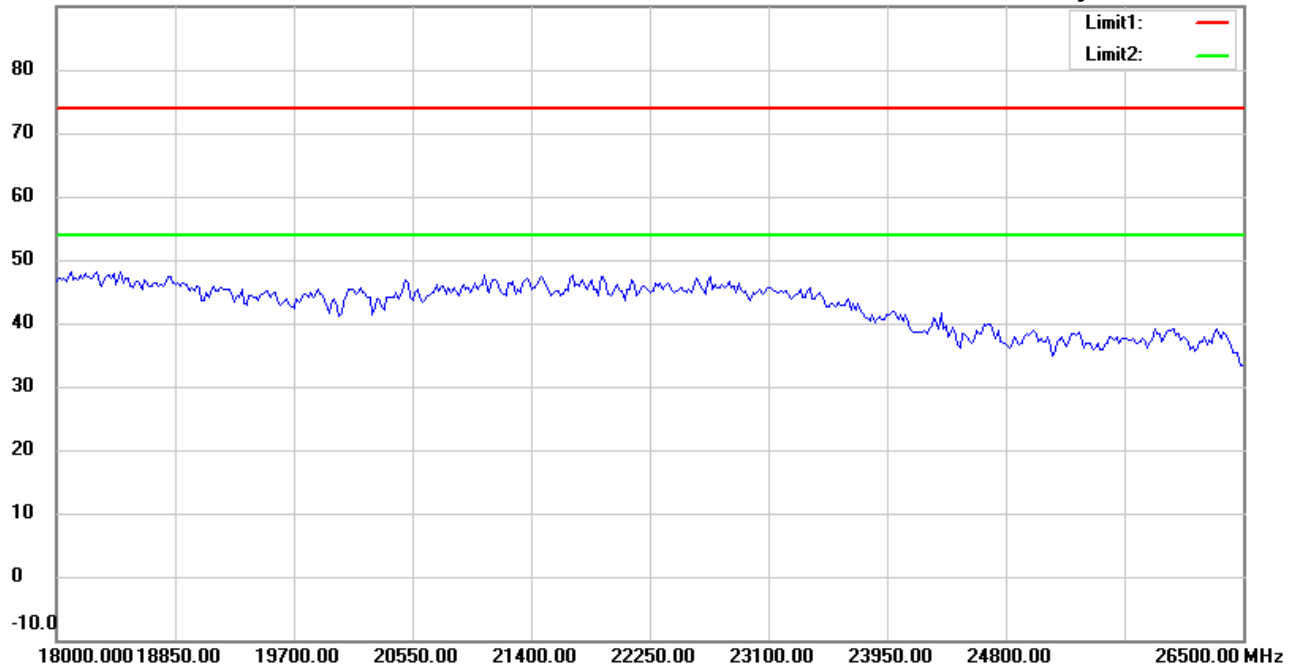
Date: 4/30/2019

Temperature:27.1 °C

90.0 dBuV/m

Time: 10:19:07 PM

Humidity:67.3 %



Site : Chamber

Condition : FCC\_part 15 RE-Class C\_Above 1GHz\_PK

Polarization: *Horizontal*

EUT : W6M21903-18898

Power : 24 Vd.c.

M/N:

Distance: 3m

Test Mode : TX 802.11n40 CH7

Note :

Mk.	Frequency (MHz)	Reading (dBuV)	Detector	Corr. factor (dB/m)	Result (dBuV/m)	Limit (dBuV/m)	Ant.Pos (cm)	Tab.Pos (deg.)	Margin (dB)	Comment
-----	-----------------	----------------	----------	---------------------	-----------------	----------------	--------------	----------------	-------------	---------

\*:Maximum data    x:Over limit    !:over margin



Address:6F.,No.58,Ln 188,Ruey Kuang Rd,Neihu,Taipei  
 Tel:+886-2-6606-8877  
 Fax:+886-2-6606-8879

Radiated Emission Measurement

Operator: Vincent

File :3

Data :#10

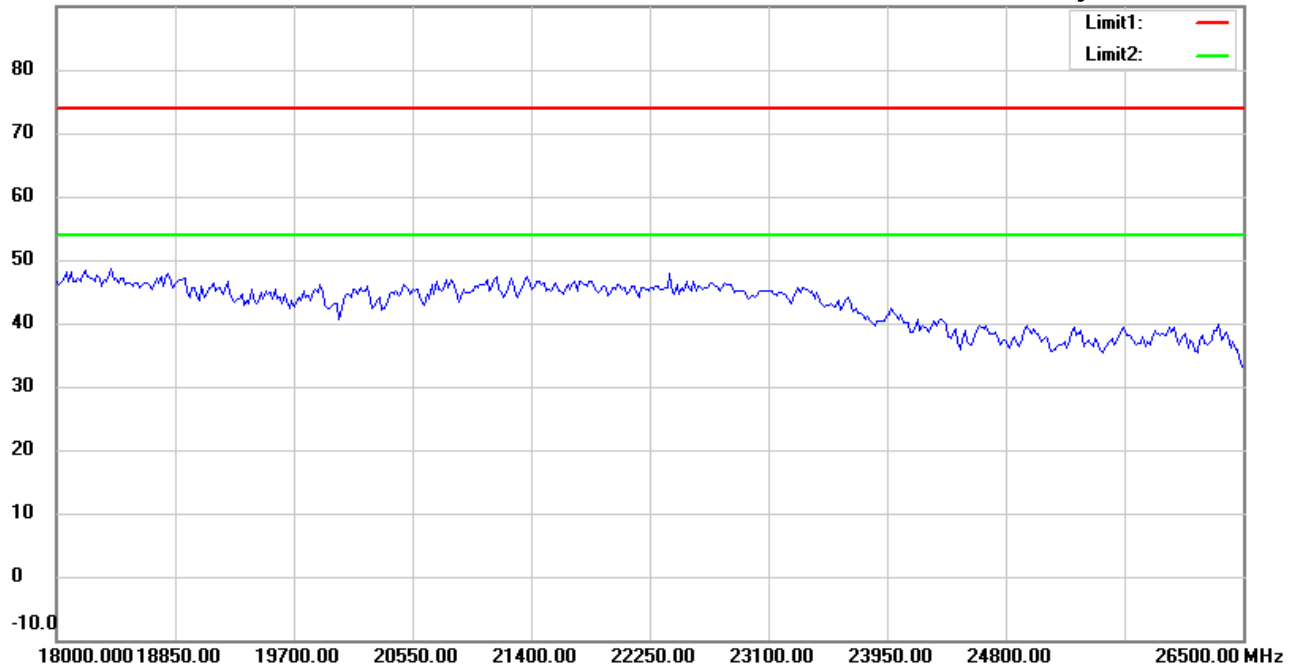
Date: 4/30/2019

Temperature:27.1 °C

90.0 dBuV/m

Time: 10:22:31 PM

Humidity:67.3 %



Site : Chamber

Condition : FCC\_part 15 RE-Class C\_Above 1GHz\_PK

Polarization: *Vertical*

EUT : W6M21903-18898

Power : 24 Vd.c.

M/N:

Distance: 3m

Test Mode : TX 802.11n40 CH7

Note :

Mk.	Frequency (MHz)	Reading (dBuV)	Detector	Corr. factor (dB/m)	Result (dBuV/m)	Limit (dBuV/m)	Ant.Pos (cm)	Tab.Pos (deg.)	Margin (dB)	Comment
-----	-----------------	----------------	----------	---------------------	-----------------	----------------	--------------	----------------	-------------	---------

\*:Maximum data    x:Over limit    !:over margin