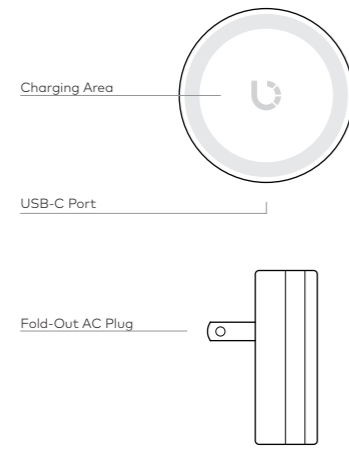




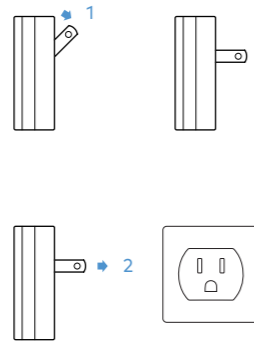
Prelude XS
Power Adapter

User Guide



Welcome to Prelude XS

Unfold the AC Plug and plug it directly into the AC socket. Prelude XS is ready to work.

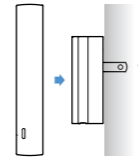


Charging Your Device with Prelude XS

After the Prelude XS is plugged into the AC socket, you can use it to charge your wireless or non-wireless devices.

Wireless Charging

1. Gently attach Prelude X/XR (not included) or iPhone wireless charging area onto the powered Prelude XS.

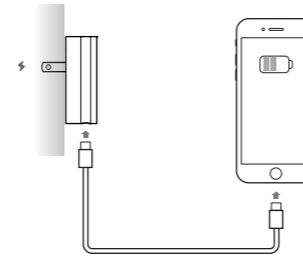


3. Wireless charging in progress!



Wired Charging

1. Connect the powered Prelude XS to your device with a USB-C cable (not included).



Safety & Handling

1. Keep wireless charging unit dry and away from liquids. Do not use on wet surfaces.
2. Do not attempt to disassemble or modify charger.
3. Always disconnect power supply before cleaning charger.
4. Keep away from high heat. Use in the temperature range between -5 and 40 degrees Celsius (23 and 104 degrees Fahrenheit).
5. Don't place credit cards, security badges, passports or key fobs between your iPhone and Prelude XS. This may damage magnetic strips or RFID chips in those items.
6. If you have a case that holds any of these sensitive items, remove them before charging or make sure that they aren't between the back of your device and Prelude XS.
7. Your iPhone or Prelude XS might get slightly warmer while your iPhone charges. To extend the lifespan of your battery, if the battery gets too warm, software might limit charging for only up to 80 percent.

8. If you keep your iPhone in a leather case while charging with your Prelude XS, the case might show imprints from compression of the leather. This is normal, but if you're concerned about this, we suggest using a non-leather case.

FCC Statement
Changes or modifications not expressly approved by the party responsible for compliance could void the user's authority to operate the equipment. This equipment has been tested and found to comply with the limits for a Class B digital device, pursuant to Part 15 of the FCC Rules. These limits are designed to provide reasonable protection against harmful interference in a residential installation. This equipment generates uses and can radiate radio frequency energy and, if not installed and used in accordance with the instructions, may cause harmful interference to radio communications. However, there is no guarantee that interference will not occur in a particular installation. If this equipment does cause harmful interference to radio or television reception, which can be determined by turning the equipment off and on, the user is encouraged to try to correct the interference by one or more of the following measures:
-- Reorient or relocate the receiving antenna.
-- Increase the separation between the equipment and receiver.
-- Connect the equipment into an outlet on a circuit different from that to which the receiver is connected.
-- Consult the dealer or an experienced radio/TV technician for help.
This device complies with part 15 of the FCC rules. Operation is subject to the following two conditions: (1) this device may not cause harmful interference, and (2) this device must accept any interference received, including interference that may cause undesired operation.
This equipment complies with FCC radiation exposure limits set forth for an uncontrolled environment. This equipment should be installed and operated with minimum distance 20cm between the radiator & your body.

Specifications

Input	AC 110-240V 0.8A 60Hz
Wireless Output	5W / 7.5W / 10W
USB-C Output	5V = 3A, 9V = 3A

Package Contents

Prelude XS Power Adapter	X1
User Manual	X1



VE.1.6

THANK YOU FOR YOUR ORDER!

Learn more about BEZALEL and our full line of wireless charging products at bezalel.co.
Contact us at support@bezalel.co.