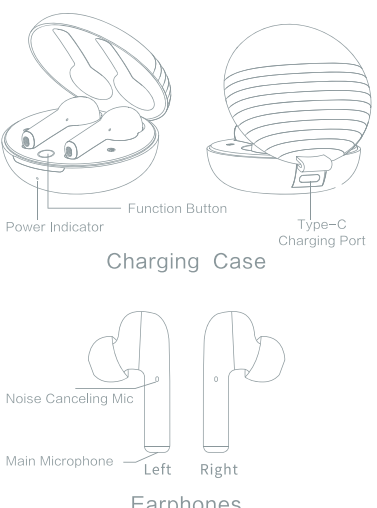

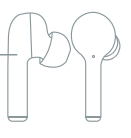




CMYK: 50 35 35 0

RGB: 143 156 154

<p style="text-align: center;">wepor T1</p> <p style="text-align: center;">True Wireless Stereo Earphones</p>	<p style="text-align: center;">Product Appearance</p>  <p style="text-align: center;">Charging Case</p> <p style="text-align: center;">Earphones</p> <p style="text-align: right;">1</p>	<p style="text-align: center;">Packing Contents</p>  <p style="text-align: center;">Charging Case*1 Earphones*2 (Eartips*2)</p> <p style="text-align: center;">Operation Guide*1 Type-C Charge Cable*1</p> <p style="text-align: center;">Quick Guide*1</p> <p style="text-align: center;">Large Eartips*2 Small Eartips*2</p> <p style="text-align: center;">There are earphone tips of different sizes, Different users should choose different ones.</p> <p style="text-align: right;">2</p>	<p style="text-align: center;">First Use</p> <p>Put the earphones into the charging case. Open the cover of the charging case, and the earphones will be turned on automatically. If you are using it for the first time, please make sure that the earphones are charged in the case for more than 10 minutes.</p> <p style="text-align: center;">Connect the Phone</p> <p>Bluetooth Connection</p> <ol style="list-style-type: none">Put the earphones into the charging case. Open the cover of the charging case. Press and hold the function button for 3 seconds until the blue light flashes, and the earphones will enter the pairing state and wait for the connection.Turn on Bluetooth on the phone. Search for the device name "WEPOR T1", and select and pair. <p>Automatic Re-connection</p> <p>If there is a pairing record and the earphones are already put into the charging case, turn on the charging case, and the earphones will automatically reconnect to the connected mobile phone within the Bluetooth range.</p> <p>Disconnection</p> <p>Put the earphones into the charging case and close the cover. The earphones will automatically disconnect from the mobile phone and enter the sleep mode.</p> <p>Disconnection due to Distance</p> <ol style="list-style-type: none">For the connected earphones and mobile phone, if they are too far away from each other to receive the Bluetooth signal, they will be disconnected. Go back to where they can receive the signal within 3 minutes, and they will be reconnected automatically. <p style="text-align: right;">3</p>	<ol style="list-style-type: none">If the time expires or the earphones cannot be automatically reconnected, please re-establish the connection in the Bluetooth interface of the mobile phone, or put the earphones into the case for more than 15 seconds and then open the cover for automatic re-connection. <p>Clearance of Connection Record</p> <ol style="list-style-type: none">Put the earphones into the charging case and keep the case open.Press and hold the charging case button for 10 seconds until the red indicator light starts to flash and then release the button. Then the green indicator light will flash twice, indicating that the earphones have been reset to the factory settings and the old connection record is deleted.If you need to connect a new device, please refer to "Bluetooth Connection" (For iPhone, Please delete the previous connection record first). <p>Note: Due to the features of Bluetooth, the electromagnetic waves in your area may interfere with the normal use of the Bluetooth earphones, no sound, choppy sound or disconnection may happen. In such environment, it is recommended to stop the use of the earphones.</p> <p style="text-align: center;">Features</p> <p>Automatic Wear Test</p> <ol style="list-style-type: none">Calling scenario: Wear either earphone, microphone and noise reduction function will be first activated;Music scenario: Remove either earphone, the music will stop automatically. <p style="text-align: right;">4</p>
-----------------------------------------------------------------------------------------------------------------------------	-------------------------------------------------------------------------------------------------------------------------------------------------------------------------------------------------------------------------------------------------------------------------------------------------	---------------------------------------------------------------------------------------------------------------------------------------------------------------------------------------------------------------------------------------------------------------------------------------------------------------------------------------------------------------------------------------------------------------------------------------------------------------------------------------------------------------------------------------------------------------------------------------------------------	--------------------------------------------------------------------------------------------------------------------------------------------------------------------------------------------------------------------------------------------------------------------------------------------------------------------------------------------------------------------------------------------------------------------------------------------------------------------------------------------------------------------------------------------------------------------------------------------------------------------------------------------------------------------------------------------------------------------------------------------------------------------------------------------------------------------------------------------------------------------------------------------------------------------------------------------------------------------------------------------------------------------------------------------------------------------------------------------------------------------------------------------------------------------------------------------------------------------------------------------------------------------------------------------------------------------------------------------------------------------------------------------------------------------------------------------------------------------------------------------------------------------------------------------------------------------------------------------------------------------------------------------------------------------------------------------	---------------------------------------------------------------------------------------------------------------------------------------------------------------------------------------------------------------------------------------------------------------------------------------------------------------------------------------------------------------------------------------------------------------------------------------------------------------------------------------------------------------------------------------------------------------------------------------------------------------------------------------------------------------------------------------------------------------------------------------------------------------------------------------------------------------------------------------------------------------------------------------------------------------------------------------------------------------------------------------------------------------------------------------------------------------------------------------------------------------------------------------------------------------------------------------------------------------------------------------------------------------------------------------------------------------------------------------------------------------------------------------------------------------------------------------------------------------------------------------------------------------------------------------------------------------------------------------------------------------------------

<p style="text-align: center;">Double Click Function</p> <p>Calling scenario Tap twice on either side of the earphones: answer/hang up the call.</p> <p>Music scenario Wear with both ears: Tap twice on the right earphone: play/pause Tap twice on the left earphone: wake up voice assistant Wear with one ear: Tap twice on the earphone: play/pause</p>  <p>Tips</p> <ol style="list-style-type: none">Before using the voice assistant, please grant permission to use voice assistant on the mobile phone (voice assistant will not be awakened when wearing with one ear).When wearing with one single, please make sure that the other earphone is put into the case and the cover is closed. After 3 seconds, you will hear a "tinkle" or an voice announcement, and then tap the earphone you are wearing. <p style="text-align: center;">Reset to Factory Settings</p> <ol style="list-style-type: none">Put the earphones into the charging case and keep the charging case open.Press and hold the charging case button for 10 seconds until the red indicator light starts to flash and then release the button, then the green indicator light will flash twice, indicating that the earphones have been reset to factory settings.If you lose one earphone and purchase another, you can re-pair the left and right earphones by resetting to factory settings. <p style="text-align: right;">5</p>	<p style="text-align: center;">Battery Power Indicator</p> <p>Earphone battery power indicator After connecting the earphones to the mobile phone, the earphone battery power can be viewed in the mobile phone status bar.</p> <p>Charging case battery power indicator Open/close the cover of the charging case, or short press the function button, the red indicator light indicates battery power < 30%, and the green indicator light indicates battery power > 30%.</p> <p style="text-align: center;">Charge</p> <p>Charge the earphones: After the earphones are put into the charging case, the green indicator light will flash, and the earphones will enter the charging state.</p> <p>Charge the charging case: Insert the charger. If the red indicator light is always on, it means it is charging, and if the green indicator light is always on, it means charging is completed. Please stop charging.</p> <p style="text-align: center;">Safety Rules</p> <ol style="list-style-type: none">Please follow the rules depicted in this manual closely to ensure your safety. Before using this TWS Bluetooth Earphones, we would strongly encourage you to read through this Operation Guide.Be more wary of any edges, uneven surfaces, metal parts, accessories and its packaging so as to prevent any possible injury or damage. <p style="text-align: right;">6</p>	<ol style="list-style-type: none">Do not modify, repair or dismantle this TWS Bluetooth Earphones. Doing so may result in fires, electric shocks, complete breakdown of this TWS Bluetooth Earphones, etc. All of which are not covered under warranty.Do not use any diluents or volatile liquid to clean the TWS Bluetooth Earphones.Do not use the TWS Bluetooth Earphones in a hazardous location. <p style="text-align: center;">Specification</p> <p>Product model: WEPOR T1 Product Weight: 53g (Earphone 5.2g, Charging case 42.6g) BT Ver: V5.0+EDR, BLE Working distance: 10 Meters BT protocol: HFP, A2DP, AVRCP Decoding: SBC, AAC Speaker Type: Dynamic composite film speaker Speaker Driver: φ6.0mm, N40 magnet Impedance: 16Ω Charging port: Type-C Input and output: Earphones-input 5V --- 110mA Charging case-input 5V --- 500mA; output 5V --- 220mA Charging time: Charging case < 2h, Earphones < 1.5h Earphones battery life: 6h Overall battery life with charging case: 24h</p> <p style="text-align: right;">7</p>	<p>This device complies with part 15 of the FCC Rules. Operation is subject to the condition that this device does not cause harmful interference (1) this device may not cause harmful interference, and (2) this device must accept any interference received, including interference that may cause undesired operation. Any changes or modifications not expressly approved by the party responsible for compliance, could void the user's authority to operate the equipment.</p> <p>NOTE:</p> <p>This equipment has been tested and found to comply with the limits for a Class B digital device, pursuant to Part 15 of the FCC Rules. These limits are designed to provide reasonable protection against harmful interference in a residential installation. This equipment generates, uses and can radiate radio frequency energy and, if not installed and used in accordance with the instructions, may cause harmful interference to radio communications. However, there is no guarantee that interference will not occur in a particular installation.</p> <p>If this equipment does cause harmful interference to radio or television reception, which can be determined by turning the equipment off and on, the user is encouraged to try to correct the interference by one or more of the following measures:</p> <ul style="list-style-type: none">Reorient or relocate the receiving antenna.Increase the separation between the equipment and receiver.Connect the equipment into an outlet on a circuit different from that to which the receiver is connected.Consult the dealer or an experienced radio/TV technician for help. <p>The device has been evaluated to meet general RF exposure requirement. The device can be used in portable exposure condition without restriction.</p> <p>FCC ID: 2AS62-WEPOR T1</p> <p style="text-align: right;">8</p>	<p style="text-align: center;">Product Service Regulations</p> <p>After Sales Services</p> <ol style="list-style-type: none">Unconditional return, exchange, and refund within 90 days after the user receives the goods.The warranty is within one year from the date of purchase. <p>WEPOR Service Information Official website: www.wepor.net Facebook: www.facebook.com/weportws/</p>  <p style="text-align: center;">App download QR code</p> <p>Manufacturer: Shenzhen Wepor Technology Co., Ltd. Address: Suite 1010, Building #2, Tower of Beijing Aeronautics and Astronautics, Gao Xin South Ninth Road, Nanshan District, Shenzhen.</p>  <p style="text-align: center;">Made in China</p> <p style="text-align: right;">9</p>
---------------------------------------------------------------------------------------------------------------------------------------------------------------------------------------------------------------------------------------------------------------------------------------------------------------------------------------------------------------------------------------------------------------------------------------------------------------------------------------------------------------------------------------------------------------------------------------------------------------------------------------------------------------------------------------------------------------------------------------------------------------------------------------------------------------------------------------------------------------------------------------------------------------------------------------------------------------------------------------------------------------------------------------------------------------------------------------------------------------------------------------------------------------------------------------------------------------------------------------------------------------------------------------------------------------------------------------------------------------------------------------------------------------------------------------------------------------------------------------------------------------------------------------------------------------------------------------------------------------------------	-----------------------------------------------------------------------------------------------------------------------------------------------------------------------------------------------------------------------------------------------------------------------------------------------------------------------------------------------------------------------------------------------------------------------------------------------------------------------------------------------------------------------------------------------------------------------------------------------------------------------------------------------------------------------------------------------------------------------------------------------------------------------------------------------------------------------------------------------------------------------------------------------------------------------------------------------------------------------------------------------------------------------------------------------------------------------------------------------------------------------------------------------------------------------------------------------------------------------------------------------------------------------------------------------------------------------------------------------------------------------------------------------------------------------------------------------------------------------------------------	-----------------------------------------------------------------------------------------------------------------------------------------------------------------------------------------------------------------------------------------------------------------------------------------------------------------------------------------------------------------------------------------------------------------------------------------------------------------------------------------------------------------------------------------------------------------------------------------------------------------------------------------------------------------------------------------------------------------------------------------------------------------------------------------------------------------------------------------------------------------------------------------------------------------------------------------------------------------------------------------------------------------------------------------------------------------------------------------------------------------------------------------------------	-------------------------------------------------------------------------------------------------------------------------------------------------------------------------------------------------------------------------------------------------------------------------------------------------------------------------------------------------------------------------------------------------------------------------------------------------------------------------------------------------------------------------------------------------------------------------------------------------------------------------------------------------------------------------------------------------------------------------------------------------------------------------------------------------------------------------------------------------------------------------------------------------------------------------------------------------------------------------------------------------------------------------------------------------------------------------------------------------------------------------------------------------------------------------------------------------------------------------------------------------------------------------------------------------------------------------------------------------------------------------------------------------------------------------------------------------------------------------------------------------------------------------------------------------------------------------------------------------------------------------------------------------------------------------------------------------------------------------------------------------------------------------------------------------------------------------------------------------------------------------------------------------------------------------------------	----------------------------------------------------------------------------------------------------------------------------------------------------------------------------------------------------------------------------------------------------------------------------------------------------------------------------------------------------------------------------------------------------------------------------------------------------------------------------------------------------------------------------------------------------------------------------------------------------------------------------------------------------------------------------------------------------------------------------------------------------------------------------------------------------------------------------------------------------------------------------------------------------------------------------------------------------------------------------------------------------------------------------------------------------------------