

一张三折，双面打印

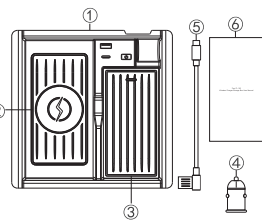
三折页内页

三折页外页

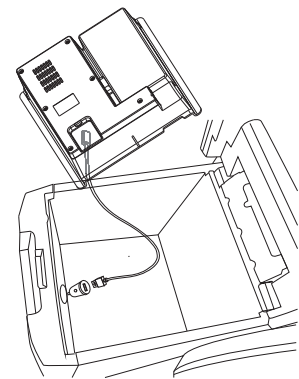
130.00 mm

Package Contents

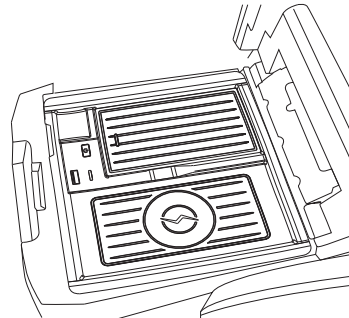
- ① Wireless Charger×1
- ② Anti-slip Mat×1
- ③ Rubber Pad ×1
- ④ Car Charger×1
- ⑤ Type-C USB Cable×1
- ⑥ User Manual×1



2.Insert one end of the Type-C USB Cable into the Wireless Charger and the other end into the USB interface of the Car Charger.Turn up the cigarette lighter cover,and insert the Car Charger.



3.Install the Wireless Charger,slightly move and adjust it to fit with the car.



4.Turn on the switch of the Wireless Charger,and then place the phone compatible with Qi standard on it to be charged.

5.Put in the Rubber Pad,and you can place some items such as pens,cigarettes,lighters and coins according to your personal preference.

FCC ID: 2A5SP-TTAA

FCC WARNING:This device complies with part 15 of the FCC Rules. Operation is subject to the following two conditions:
(1) this device may not cause harmful interference, and
(2) this device must accept any interference received, including interference that may cause undesired operation.
Any changes or modifications not expressly approved by the party responsible for compliance could void the user's authority to operate the equipment.

NOTE: This equipment has been tested and found to comply with the limits for a Class B digital device, pursuant to Part 15 of the FCC Rules. These limits are designed to provide reasonable protection against harmful interference in a residential installation. This equipment generates, uses and can radiate radio frequency energy and, if not installed and used in accordance with the instructions, may cause harmful interference to radio communications. However, there is no guarantee that interference will not occur in a particular installation.If this equipment does cause harmful interference to radio or television reception,which can be determined by turning the equipment off and on,the user is encouraged to try to correct the interference by one or more of the following measures:
--- Reorient or relocate the receiving antenna.
--- Increase the separation between the equipment and receiver.
--- Connect the equipment into an outlet on a circuit different from that to which the receiver is connected.
--- Consult the dealer or an experienced radio/TV technician for help.

To maintain compliance with FCC' s RF Exposure guidelines, This equipment should be installed and operated with minimum distance between 20cm the radiator your body: Use only the supplied antenna.

Lamp Status Description

Item	Status	Description
Switch	Blue Light On	Power On
	Blue Light Off	Power Off
LED Indicator Light	Green Light On	Charging
	Green Light Flashing	Error/FOD
	White Light On	Fully Charged

Specification

Product Name	Car Wireless Charger
Model	TTAA
Input	5V \leftrightarrow 2A 9V \leftrightarrow 1.7A
Output	5W,7.5W,10W
Working Frequency	115KHz~205KHz
Charging Efficiency	78% Max
Coil Quantity	1
USB Port Output	5V/1A

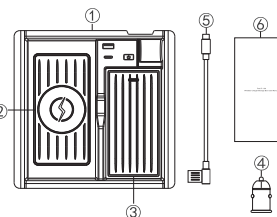
Installation Steps

1.Open the cover of the center control armrest box.

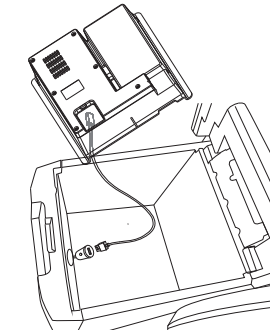
丰田塔科马无线充电器/储物盒用户手册

包装清单


- ① 无线充电器×1
- ② 防滑垫×1
- ③ 橡胶垫×1
- ④ 车充×1
- ⑤ Type-C充电线×1
- ⑥ 说明书×1



2.将Type-C充电线一端插入无线充电器，另外一端插入车充的USB接口，翻起点烟器盖子插入车充。



3.装入无线充电器，稍微移动调节使其与汽车贴合。



4.打开无线充电器按键，将符合Qi无线充电标准的手机放置在上面即可为它充电。

5.装入橡胶垫，您可以根据个人喜好摆放一些诸如笔、香烟、打火机以及硬币等物品。

指示灯状态说明

类目	状态	描述
开关按键	蓝色灯常亮	无线充打开
	蓝色灯熄灭	无线充关闭
LED指示灯	绿色灯常亮	正常充电
	绿色灯闪烁	充电异常/FOD异物检测
	白色灯常亮	充电完成

规格参数

产品名称	丰田塔科马无线充电器/储物盒
型号	TTAA
输入	5V \leftrightarrow 2A 9V \leftrightarrow 1.7A
输出	5W,7.5W,10W
工作频率	115KHz~205KHz
充电效率	最大78%
线圈数量	1
USB口输出	5V/1A

安装步骤

1.打开中控扶手箱的盖子。

Car Wireless Charger User manual

Thank you for purchasing from CarQiWireless, the designer of 100+ different wireless chargers for different cars.

If you are not satisfied with our products, please reach out to us, we would love the opportunity to make it right, simply send us a message. If you are happy with our products, sharing your experience will greatly help other owners find the right accessories for their cars and also inspire us to design the best products for the community.

Again, we appreciate your trust and support to CarQiWireless.

130.00 mm

195.00 mm

195.00 mm

封面