

# EXPOSURE REPORT

FCC ID: 2AS50-17159

Date of issue: Aug. 28, 2020

Report Number: MTi20081806-2E2

Sample Description: DESK ORGANIZER WITH WIRELESS CHARGER

Model(s): EPB-17159-B, QC0058, QC0045, QC0054

Applicant: China Etech Groups Ltd

Address: 16/F, Block C, 2nd Phase of Central Avenue, Haihong Industrial Area, Xixiang Road, Baoan District, Shenzhen, China

Date of Test: Aug. 19, 2020 - Aug. 28, 2020

Shenzhen Microtest Co., Ltd.

<http://www.mtitest.com>

This test report is valid for the tested samples only. It cannot be reproduced except in full without prior written consent of Shenzhen Microtest Co., Ltd.

# Test Result Certification

Applicant's name: China Etech Groups Ltd

---

Address: 16/F, Block C, 2nd Phase of Central Avenue, Haihong Industrial Area, Xixiang Road, Baoan District, Shenzhen, China

---

Manufacture's name: China Etech Groups Ltd

---

Address: 16/F, Block C, 2nd Phase of Central Avenue, Haihong Industrial Area, Xixiang Road, Baoan District, Shenzhen, China

---

Product name: DESK ORGANIZER WITH WIRELESS CHARGER

---

Trademark: N/A

---

Model name: EPB-17159-B, QC0058, QC0045, QC0054

---

Standard: FCC CFR 47 PART 1 , 1.1310

---

RF Exposure Procedures: KDB 680106 D01 RF Exposure Wireless Charging App v03

---

This device described above has been tested by Shenzhen Microtest Co., Ltd. and the test results show that the equipment under test (EUT) compliance with the FCC requirements. And it is applicable only to the tested sample identified in the report.

Tested by:

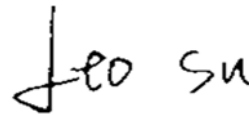


---

Danny Xu

Aug. 28, 2020

Reviewed by:



---

Leo Su

Aug. 28, 2020

Approved by:



---

Tom Xue

Aug. 28, 2020

## 1 General Information

### 1.1 Description of EUT

Product name:	DESK ORGANIZER WITH WIRELESS CHARGER
Brand name:	N/A
Model name:	EPB-17159-B
Series model:	QC0058, QC0045, QC0054
Deference in serial model:	All the models are of the same circuit and RF module, except the brand, color and model No..
Operation frequency:	115–205 kHz
Operational mode:	TX
Modulation type:	ASK
Antenna type:	Coil Antenna
Power source:	DC 5V from adapter AC 120V/60Hz
Battery:	N/A
Adapter information:	N/A

### 1.2 Ancillary equipment list

Equipment	Model	S/N	Manufacturer
Adapter	BS-E915	/	Shenzhen Times Innovation Technology Co., Ltd
Load	/	/	/

### 1.3 Measurement uncertainty

Measurement Uncertainty for a Level of Confidence of 95 %,  $U=2xUc(y)$

Radiated emission(150kHz~30MHz)	± 2.5 dB
Radiated emission(30MHz~1GHz)	± 4.2 dB
Radiated emission (above 1GHz)	± 4.3 dB
Temperature	±1 degree
Humidity	± 5 %

## 2 Testing site

Test Site	Shenzhen Microtest Co., Ltd
Test Site Location	101, No. 7, Zone 2, Xinxing Industrial Park, Fuhai Avenue, Xinhe Community, Fuhai Street, Bao' an District, Shenzhen, Guangdong, China.
FCC Registration No.:	448573

### 3 List of test equipment

Equipment No.	Equipment Name	Manufacturer	Model	Serial No.	Calibration date	Due date
MTI-E060	Broadband Field Meter	Narda Safety Test Solutions GmbH	NBM-520	D-1699	2020/06/22	2021/06/21
MTI-E061	Probe E-Field	Narda Safety Test Solutions	EF0691	H-0571	2020/06/22	2021/06/21

## 4 Test Results

### 4.4 Maximum permissible exposure

#### 4.4.1 Limit

Frequency range(MHz)	Electric field strength(V/m)	Magnetic field strength(A/m)	Power density(mW/cm <sup>2</sup> )	Averaging time(minutes)
(A) Limits for Occupational/Controlled Exposure				
0.3-3.0	614	1.63	*100	6
3.0-30	1842/f	4.89/f	*900/f <sup>2</sup>	6
30-300	61.4	0.163	1.0 6	6
300-1500			f/300	6
1500-100000			5	6
(B) Limits for General Population/Uncontrolled Exposure				
0.3-1.34	614	1.63	*100	30
1.34-30	824/f	2.19/f	*180/f <sup>2</sup>	30
30-300	27.5	0.073	0.2	30
300-1500			f/1500	30
1500-100000			1	30

f = frequency in MHz \* = Plane-wave equivalent power density

#### 4.4.2 Test Procedures

E and H-field measurements should be made with the center of the probe at a distance of 15 cm surrounding the device and 20 cm above the top surface of the primary/client pair.

These measurements should be repeated for three different client battery levels, 1%, 50%, and 99%.

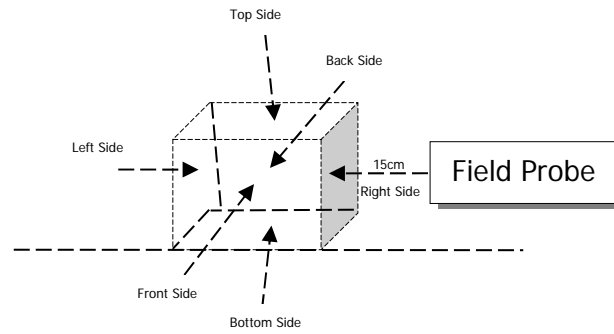
Record the test results.

KDB 680106 D01 RF Exposure Wireless Charging App v03:

- (1) Power transfer frequency is less than 1MHz.
- (2) Output power from each primary coil is less than or equal to 15 watts.
- (3) The transfer system includes only single primary and secondary coils. This includes charging systems that may have multiple primary coils and clients that are able to detect and allow coupling only between individual pairs of coils.
- (4) Client device is placed directly in contact with the transmitter.
- (5) Mobile exposure conditions only (portable exposure conditions are not covered by this exclusion).
- (6) The aggregate H-field strengths at 15 cm surrounding the device and 20 cm above the top surface from all simultaneous transmitting coils are demonstrated to be less than 50% of the MPE limit.

Note: The device is in compliance with KDB 680106 D01 RF Exposure Wireless Charging App v03 6 conditions.

#### 4.4.3 Test Setup



## 4.4.4 Test Result

Maximum permissible Exposure				
Battery levels	Test sides	Test distance(cm)	E -field(V/m)	H-field(A/m)
<1%	Top	20	0.42	0.0116
<1%	Bottom	15	0.40	0.0113
<1%	Left	15	0.42	0.0112
<1%	Right	15	0.42	0.0108
<1%	Front	15	0.41	0.0105
<1%	Back	15	0.41	0.0112
Limit			614	1.63
Margin Limit (%)			0.069%	7.12%


Maximum permissible Exposure				
Battery levels	Test sides	Test distance(cm)	E -field(V/m)	H-field(A/m)
<50%	Top	20	0.41	0.0119
<50%	Bottom	15	0.40	0.0115
<50%	Left	15	0.41	0.0113
<50%	Right	15	0.41	0.0108
<50%	Front	15	0.41	0.0110
<50%	Back	15	0.42	0.0112
Limit			614	1.63
Margin Limit (%)			0.069%	7.30%

Maximum permissible Exposure				
Battery levels	Test sides	Test distance(cm)	E -field(V/m)	H-field(A/m)
<99%	Top	20	0.43	0.0120
<99%	Bottom	15	0.41	0.0109
<99%	Left	15	0.40	0.0107
<99%	Right	15	0.41	0.0105
<99%	Front	15	0.42	0.0111
<99%	Back	15	0.41	0.0106
Limit			614	1.63
Margin Limit (%)			0.070%	7.36%





4.4.5 MPE Setup photo



----END OF REPORT----