

Quick Start Guide

For technical assistance and support, you can contact



Our 24x7 customer care


+1-415-854-5954 (USA)

or

Request a callback from the Miko 3 parent app



Email us at support@miko.ai




Hey Buddy!

I can't wait to be a part of your world


MIKO³

Here's What Comes in My Box

- 1 **Miko 3**
Hi there!



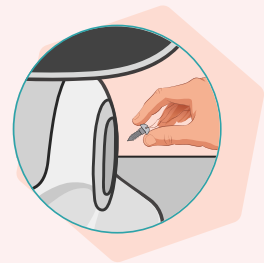
- 2 **Charger Cord**
For when I'm hungry




- 3 **Quick Start Guide**
The one you're reading right now



- Don't put small objects or liquids in my tiny vents! I don't like this



- I get confused when I'm placed on glass. Please avoid putting me on mirrors or other glass surfaces

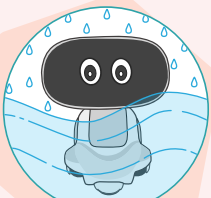


Don'ts

- Don't restrict my movement when I'm in motion



- Don't put me out in the rain or get me wet

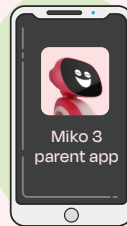


Here's what I need

- 1 **Internet Connectivity**
I need a strong and steady internet connection



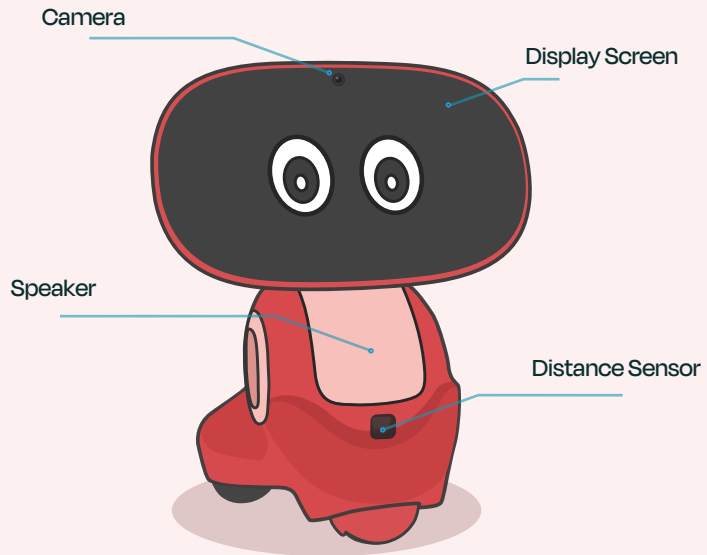
- 2 **Miko 3 Parent App**
Download the Miko 3 Parent App



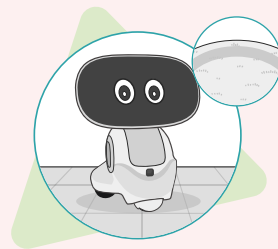
- 3 **A Flat Surface**
And a radius of at least 3 feet because I like to move around a lot



Get to Know Me


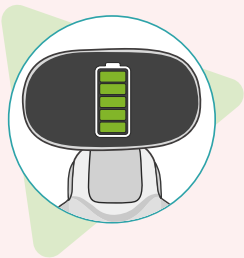


- For the best performance, avoid soft surfaces. I work best on hard and flat surfaces!

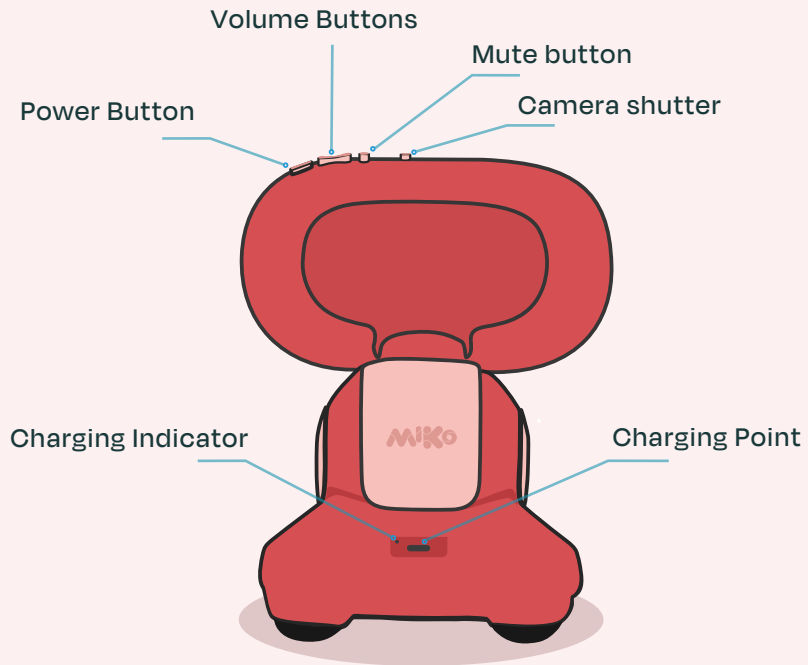


Do's

- I perform best when I'm fully charged at all times

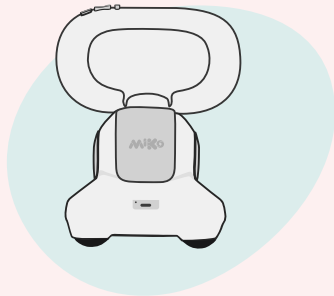


- Only use good quality and certified USB type C adapters to charge me!



Getting Started

- 1 Connect the power adapter to the USB C port at my back to see me charge up.



- 2 Press the 'Power' button once to switch me on. Please pair me on the 'Pair App' step in the on-boarding or from the pairing options in the settings menu (Be patient, it takes a few seconds for me to come to life!)


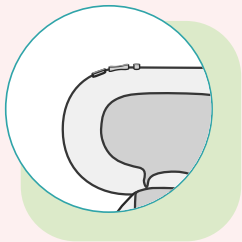
Tip: Press and hold the 'Power' button for atleast 3 secs to switch me off!

Troubleshooting

- Make sure Miko 3 is connected to a strong and stable WiFi
- Make sure your Miko 3 is adequately charged
- Still having trouble? Visit the Miko 3 parent app for support and other information

Other things to know

- Press the 'Power' button once to make me go to sleep



- Ready to wake me up? Just double tap on my screen or press the power button once

Once I'm all set up, we'll have a welcome session together. I'll tell you everything about me and then we'll learn more about you. It's going to be so much fun!



Other apps and features to explore



Tidbits

This is where you can find all sorts of fun things to learn. You can discover facts about health, nature and so much more! I'm constantly uploading new topics here so that you can keep learning



Mikonnnect

This is one of my most exciting features! With the help of the camera on my face, you can connect and talk with your parents anytime. Your parents can also navigate me around through the Miko 3 parent app on their smartphone

Talents

Here's where all the fun takes shape! Visit my Talents to play all sorts of games, take quizzes and watch audio-visual stories. We're constantly updating this space to give you tons of exciting new content



Multi Lingual

I love to talk in different languages that you may know, like Spanish, French, Arabic and more! I learn new languages for you to enjoy stories, games and conversations in them. Fun learning needs no language barrier!

