

ALTEC
LANSING



JUST LISTEN.



**True Connect
Truly Wireless Earphones**

MZX635

QUICK START GUIDE

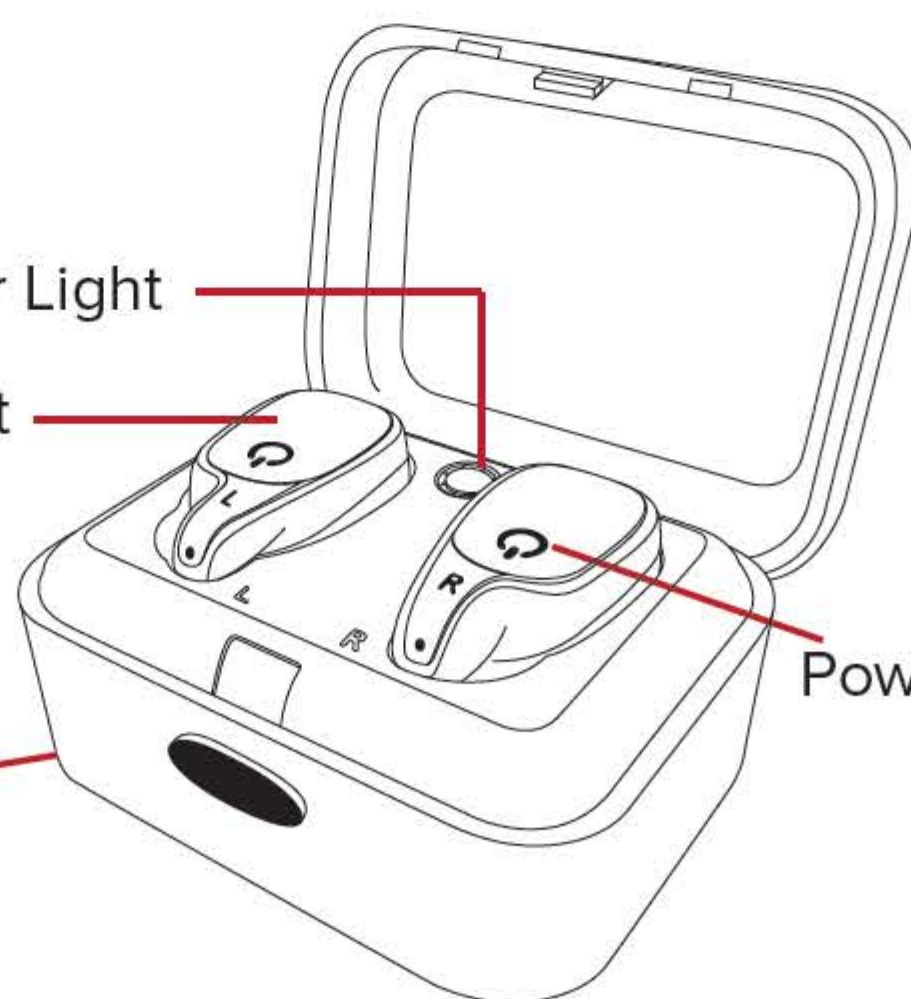
A Closer Look



Charging Indicator Light

LED Indicator Light

Wireless
Charging Case



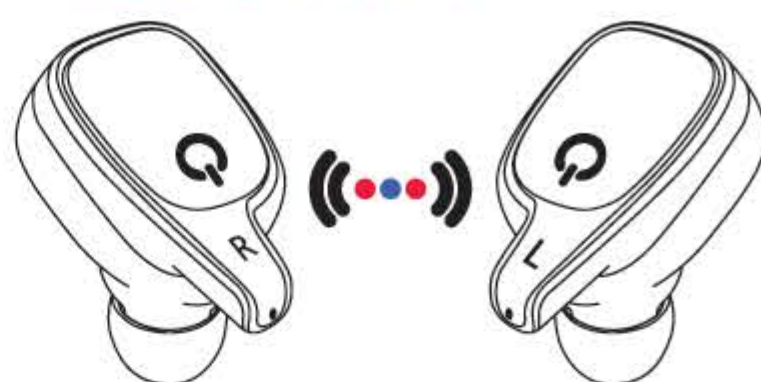
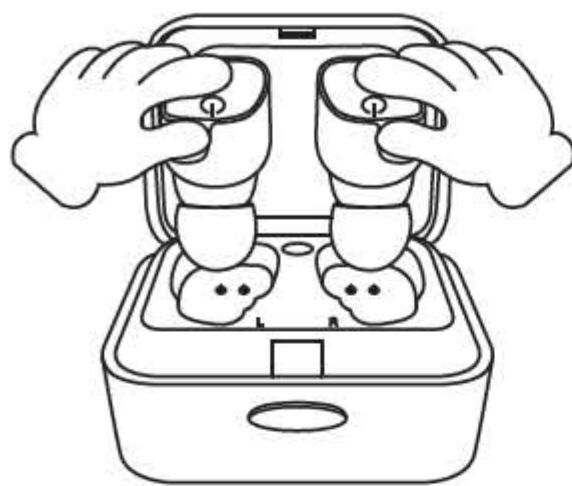
Power button

**Powering On/
Bluetooth
Pairing**

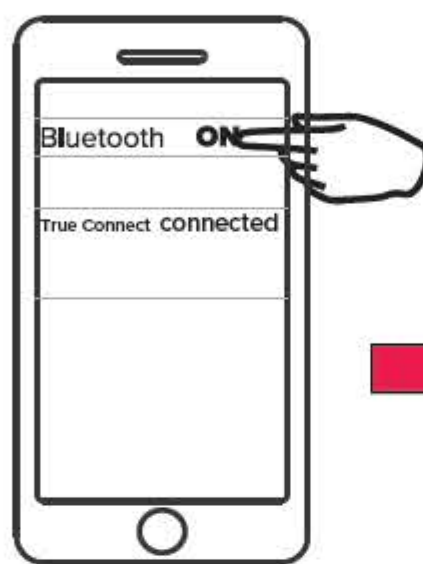


Take out from the Case
and they will automatically
power on.

**Automatic Pairing
Red & Blue**



**Paired
Blue Slowly Flashing LED**



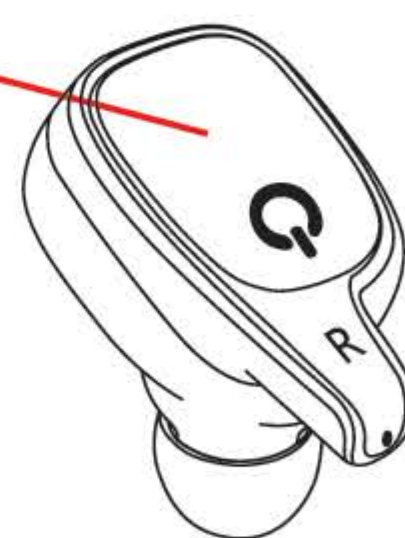
Phone Calls



PRESS

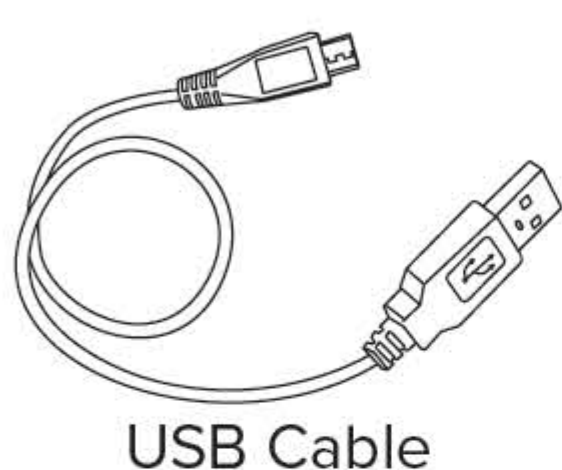
 Answer Call

 End Call



For additional user materials and
warranty information, please
visit altec Lansing.com

In the Box




USB Cable



MZX635 Earbuds & Charging Case

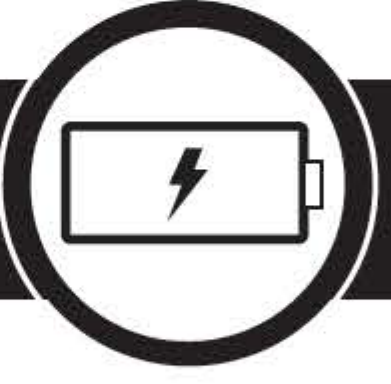


4 Flexible Ear Hooks



S, M Ear Cushions

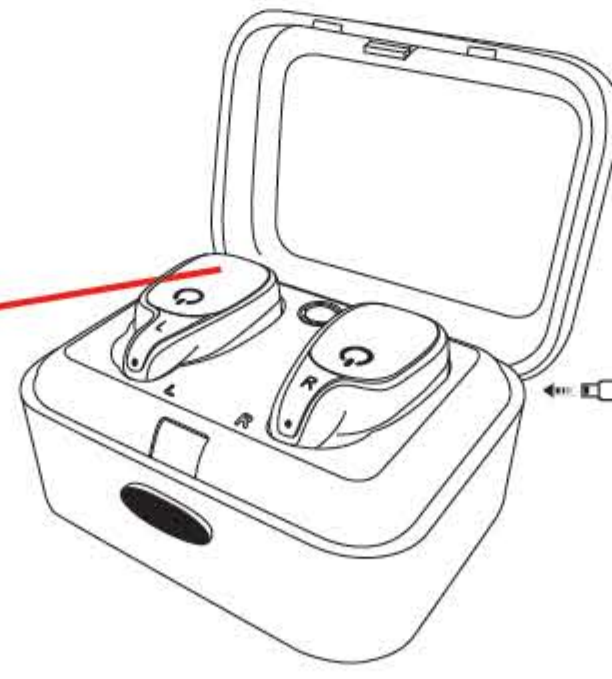
Charging



The charging case flashes red when charging and remains a solid red when charging is complete.

● (red) = Charging

○ (off) = Charging Complete



≈ 2 Hours Full Charge

Controlling Music



PRESS

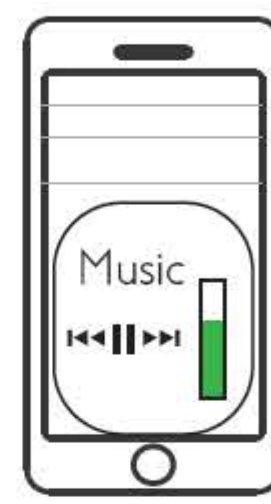
▶ || Play/Pause

PRESS & HOLD (7-10 sec)

⏻ On/Off



Use your Bluetooth enabled device to control the volume level and to change tracks on the earphones.



est.
FIRST

This device complies with Part 15 of the FCC Rules. Operation is subject to the following two conditions: (1) this device may not cause harmful interference, and (2) this device must accept any interference received, including interference that may cause undesired operation.

Note: This equipment has been tested and found to comply with the limits for a Class B digital device, pursuant to Part 15 of the FCC Rules. These limits are designed to provide reasonable protection against harmful interference in a residential installation. This equipment generates, uses and can radiate radio frequency energy and, if not installed and used in accordance with the instructions, may cause harmful interference to radio communications. However, there is no guarantee that interference will not occur in a particular installation. If this equipment does cause harmful interference to radio or television reception, which can be determined by turning the equipment off and on, the user is encouraged to try to correct the interference by one or more of the following measures:-- Reorient or relocate the receiving antenna.-- Increase the separation between the equipment and receiver.-- Connect the equipment into an outlet on a circuit different from that to which the receiver is connected.-- Consult the dealer or an experienced radio/TV technician for help. Warning: changes or modifications not expressly approved by the party responsible for compliance could void the user's authority to operate the equipment.

FCCID : 2AS3I-MZX635

Battery Type: Lithium battery, Voltage: 5V,
Capacity: 800mAH for charger, 50mAH for earbuds

FOLLOW US ON #myalteclansing