

Consumer Electronics Tech Products

Product Specifications & Instruction Sheet

Please provide the following product information and send it to your sourcing contact in the New York office. Form will not be accepted unless filled out completely.

Merkury Model Number (if series, please list all model #): XV-658

Full Product Description (from PO): SWING N SOUND LIFESTYLE SPEAKER

Factory Name: XINVO INDUSTRIAL COMPANY LIMITED

List What's Included in the Package:

- *1 x Bluetooth speaker
- *1 x Charging cable
- *1 x Carabiner
- *1 x Instruction manual

How is the product powered?

Power Feature	Yes/No	If YES, please list specs below
USB Powered	YES	Type-C charging cable 50cmL
Dry Cell Batteries		Lithium battery –18650-1200mAh
Solar Powered	NO	
AC Powered	NO	
Other		

Product Specifications

Feature	Product Spec	Comments
Product Dimensions in Inches (Height x Width x Depth):	180 x 38 x80mm	
Product Weight in Pounds:	0.8lbs	
Input Voltage Rating:	5V	
Output Voltage Rating:	3.7V	
Output Watts:	5W*2	
Indoor/Outdoor Use:	Indoor & Outdoor	IPX6

Setup Details		
Requires Physical Installation?	No	
Reset Method	No	
Indicator	LED Indicator light	
Supports BLE Pairing?	No	

Supports Easy Mode Pairing?	Yes	
Supports AP Mode Pairing?	No	
Other		
Technical Specifications	Standard	Product Specification
Stereo Sound	<i>Stereo</i>	
BT IC Model and Version	AC6969 /V5.3	
BT TWS Output Sound	10W	
BT Headset Output Sound	No	
BT Speaker Output Sound	10W	
Frequency Response	<i>30HZ~18KHZ</i>	
Distortion, Use iPhone max volume for testing	<i>@ vol max. BT SPK ≤ 10%</i>	
SNR, Use iPhone max volume for testing	<i>No</i>	
Charging Current	<i>Around 600mA</i>	
Battery Capacity	1200mAh	
Bluetooth® Range	<i>≥10m</i>	
BQB certification for BT IC	AC6969	
Battery With PCM	<i>YES</i>	
Play Time	Around 3H	
IPX Rating	<i>IPX6</i>	
Charging Time	Around 3H	
Charging Port Type	Type-C	
Battery Capacity: Talk Time	Around 3H	
Battery Capacity: Standby Time	300 days+	
Number of Channels	2	
Watts Per Channel	5W	
Driver Size	40mm	
Speaker Size	2	
Nominal Impedance (Ohms)	3Ω	
Sweat Proof – Headphones/Earbuds	<i>No</i>	
Microphone/Speakerphone Function?	No	
3.5mm Aux input Function?	YES	
FM Function?	YES	
TF Card Playback Function?	<i>NO</i>	
USB Playback Function?	<i>NO</i>	
Included Accessories	Charging cable, Carabiner	
Certifications	FCC ID: 2ARZK-XV658	

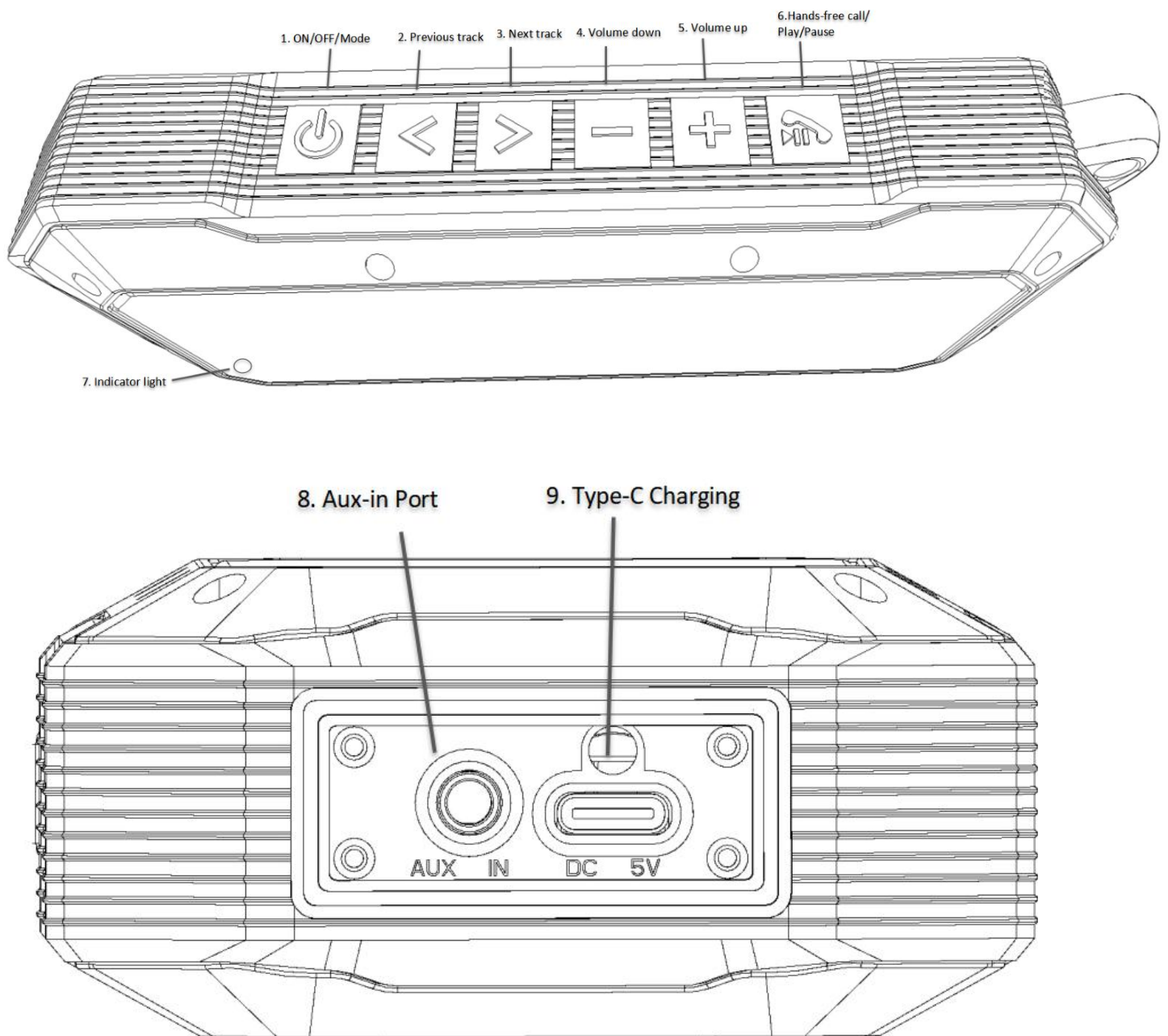
Certifications : (ETL, UL, California Proposition 65, FCC, BQB, CEC/BC, etc.)

Note : ETL/UL Certifications for adapter should not be printed on the packaging

Features: List at least 3-5 features and describe the function of each feature.

1. IPX6 Waterproof speaker, perfect for home party, golf sport, outdoor hiking, cycling, and walking
2. Dual Pairing function supports 2 speakers' connection to provide stereo sound.
3. Portable and long battery life
4. Loud Sound and Good Bass: The golf speaker features deep bass and you can pair with two speakers to get Stereo experience.
5. Magnetic Bluetooth Speaker & Easy to Use: The golf cart Bluetooth speaker with built-in super strong magnets which is convenient with mount, it can instantly stick to any magnetic surface, attaches securely to golf cart even through cart cover. The attached carabiner is a plus for easy and secure attachment to your golf club bag and golf stand bag.

Product Diagram/Line Drawings: Include all buttons/controls and accessories, if applicable. Zoom in view of reset button or indicator if applicable.



1. ON/OFF/Mode
2. Previous track
3. Next track
4. Volume down
5. Volume up
6. Hands-free call/Play/Pause
7. Indicator light
8. Aux-in Port
9. Type-C Charging

Step-by-Step Installation or Assembly Instructions: *If applicable*


NO

Instruction Guide for Product Use: *Include instructions for all special features.*

LED Indicator Guide

- Charging: Red LED on
- Fully Charged: Red LED off
- Pairing Mode: Blue LED will flash quickly
- Connected: Blue LED on
- Playing: Blue LED will flash slowly

Pairing the Device/Basic Operations

Press the ON/OFF  button for 2-3 seconds or until you hear "di di di"

-On your device's wireless connection menu, find and select "**MERKURY BT124**"

The blue LED will flash slowly when the pairing is complete, and you will hear" di di di"


-The blue LED will stay on while the speaker is on

-When the battery is low. the speaker will beep every 20 seconds.




To turn the speaker off, press and hold the ON/OFF button for 2-3 seconds. You will hear "di di di".

TWS Mode


(TWS functions is for to pair 2 pieces speakers)

Double press ON/OFF  button on the speaker then will hear "deng" sound, TWS paired. Turn on the wireless feature on your mobile device, find and pair with **MERKURY BT124** to play music.

FM Mode

Short press ON/OFF  button into FM Radio Mode, then insert Type-C charging cable (included) into the charging port as the FM antenna, long press  button into automatically searches for and save stations. After receiving stations, short press  button to fix the station.

Hands-free Call

When paired to a wireless device, you can take phone calls using the button on the speaker and take through the built-in microphone. Press the  button to answer an incoming call, press the button again to end the call, double press to re-dial the last call automatically.

Charging the speaker

- Plug the charging cable into the charging port of the speaker. Plug the USB into a compatible power source
- The red LED will turn on and indicate if the speaker is charging.
- Once the speaker is fully charged, the red LED will turn off. When the device indicates the battery is low, approx.4-5 hours of charging time is needed to fully recharge the battery.

Legal Warnings: Any information that needs to be displayed; please include specific guidelines such as font size or color.
Periodically wipe clean with soft cloth. Never uses abrasive cleaning agent.

FCC Notice	<p>This equipment has been tested and found to comply with the limits for a Class B digital device, pursuant to part 15 of the FCC Rules. These limits are designed to provide reasonable protection against harmful interference in a residential installation. This equipment generates, uses and can radiate radio frequency energy and, if not installed and used in accordance with the instructions, may cause harmful interference to radio communications. However, there is no guarantee that interference will not occur in a particular installation. If this equipment does cause harmful interference to radio or television reception, which can be determined by turning the equipment off and on, the user is encouraged to try to correct the interference by one or more of the following measures:</p> <ul style="list-style-type: none">• Reorient or relocate the receiving antenna.• Increase the separation between the equipment and receiver.• Connect the equipment into an outlet on a circuit different from that to which the receiver is connected.• Consult the dealer or an experienced radio/TV technician for help. <p>Important Information:</p> <p>This device complies with part 15 of the FCC Rules. Operation is subject to the following two conditions: (1) This device may not cause harmful interference, and (2) this device must accept any interference received, including interference that may cause undesired operation.</p>
-------------------	---

	The device has been evaluated to meet general RF exposure requirement. The device can be used in portable exposure condition without restriction.
Important Information	N/A
Other Warnings	N/A