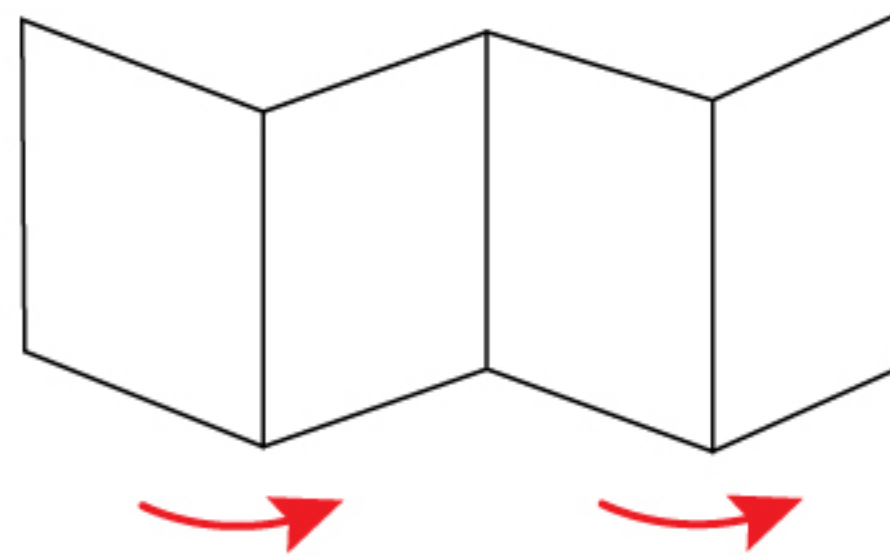


SOUNDPODS INSTRUCTION MANUAL

DO NOT PRINT THIS LAYER

PRINT BACK TO BACK

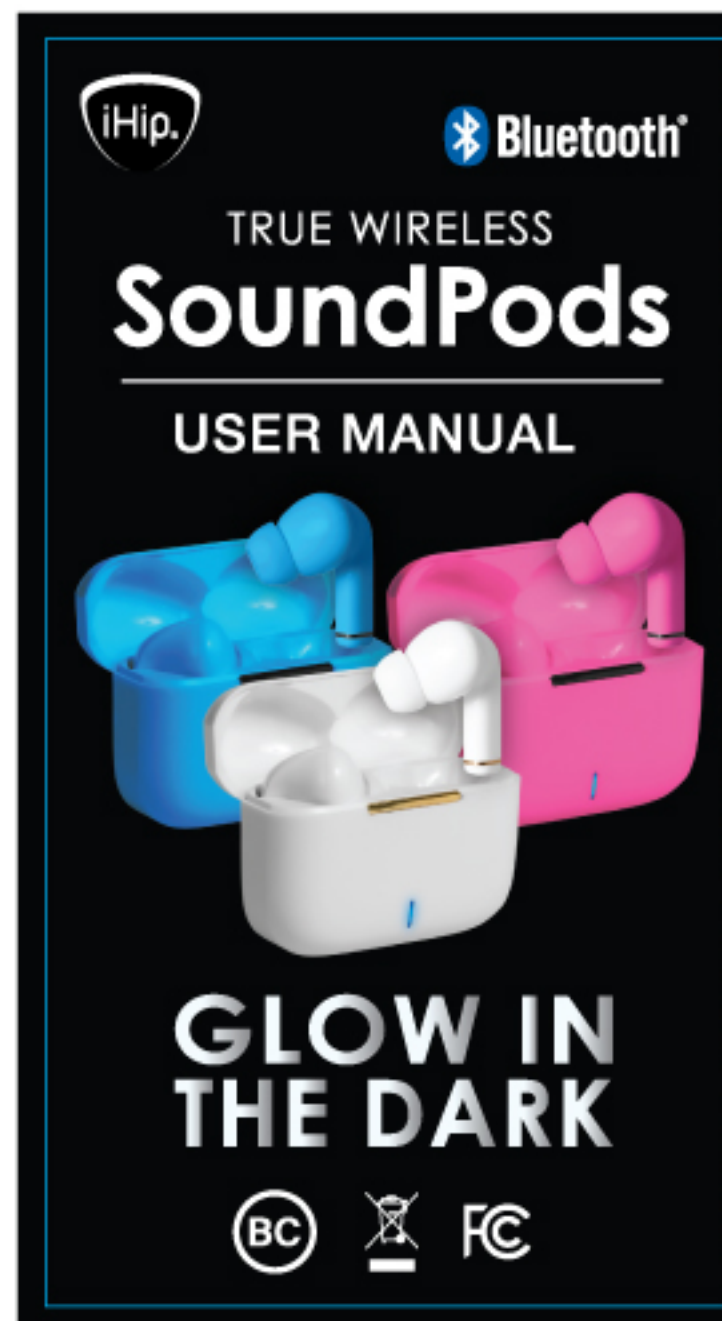
FOLDING INSTRUCTIONS



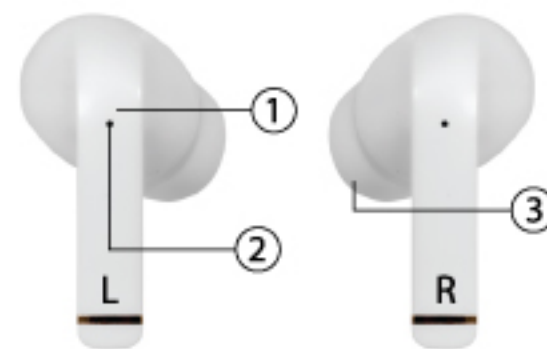
NOTE:
Fold in half to fit inside package.



Front



Introduction:



- ① Touch-Control Area ③ Silicone tip
② LED Indicator

Important information

- Please store and use this product in room temperature environment.
- Do not expose this product to rain or humidity.
- Do not throw product to avoid damage caused by falling.
- Do not disassemble, repair or modify the product by yourself.

- Do not wipe this product with chemical solvent.
- Do not discard it at will, or in high temperature (above 60 degrees) and fire, so as not to cause danger.
- Bluetooth products are affected by the environment and distance, do not use near the environment of large electromagnetic interference and radiation.
- If you do not use the Bluetooth headset for a long time, please fully charge it every other week to extend the service life of the headset.



Charging your device

- 1. Charging your case:**
 - Plug in the charging dock using the Micro USB cable included.
 - While the case battery is charging, the dock's LED indicator will be flashing red.
 - When the case is fully charged, the light then will change to solid red.
- 2. Charging your earbuds:**
 - Place the earbuds inside of the charged case. The earbuds will automatically start charging once placed in the charged case.
 - A solid red light on the earbuds indicates earbuds are charging.
 - Once fully charged, a blue light will turn on for 20 seconds and then turn off.



Pairing your earbuds

- 1 Turn on Bluetooth on your device
- 2 Remove one or both earbuds from the charging dock. The earbuds will have a flashing blue and red light indicating they are ready to pair
- 3 Select "iHip GLW SoundPods" from Bluetooth device list and connect
- 4 Once successfully connected, you will hear a "connected" prompt and the lights will turn off

How to use:

1. Making phone calls:

When making calls both earbuds will be working. Be sure the earbuds are connected with your device. Once connected you can answer or reject phone calls.

- To **answer a call**, short press the earbud Touch Control Area ① one time.
- To **reject calls**, double press the earbud Touch Control Area ①.

2. Listening to music:

Be sure the earbuds are connected with your device. You can listen to music from your music list.

- Short press the earbud's Touch Control Area ① to pause the music; to resume the music, press it again.
- Double press the left earbud's Touch Control

Back

Area ① to play previous song. Double press the right earbud's Touch Control Area ① to play next song.

3. Power on/off:
Long press the Touch Control Area ① for 5 seconds to turn off or on.

4. Low battery
When the earbuds battery are low, there will be a red light & a prompt sound every 2 minutes until it automatically shuts down.

5. Volume adjustment
To raise the volume, press the left earbud's Touch Control Area ① 3 times.

To lower the volume, press the right earbud's Touch Control Area ① 3 times.

6. Siri®
While connected, press the left earbud's Touch Control Area ① 4 times.

Specifications:

Product name: SOUNDPODS
Bluetooth version: V5.1
Input Power: 5V/300mAh
Driver Diameter: 10mm
Earbud Battery Capacity: 30mAh
Charging Case Capacity: 200mAh
Charging Time: 1hr
Talk/Music Time: 4hrs
Total Play Time: 12hrs
Standby Time: 120 days
Bluetooth Transmission Time: 150ms

Features:

- Built-in microphone
- High-quality sound with extra bass
- Connect wirelessly to iOS & Android devices
- Ergonomic design for a comfortable fit in your ear

Stereo earbuds with wireless connection. Left and right channel separation, HI-FI sound. Dual band Bluetooth® connection allows you to use the SoundPods together or individually.

Package Contents:

- 1- Pair of SoundPods Earbuds
- 1- Charging Dock
- 1- Charging Cable
- 1- User Manual

Troubleshooting:

- If you can not power off or on the earbuds, place earbuds back in charging dock to charge
- If your device is connected to the earbuds and yet there is no sound:
 - Please check volume if it is too low or off
 - Please make sure earbud is on
- If sound is only coming out of one earbud:
 - Go to your device's bluetooth setting
 - Click on "iHip GLW SoundPods"
 - Click on "Forget this device"

- Turn off Bluetooth on your device
- Place earbuds back into charging dock for 1 minute
- Retry to pair earbuds as the first time

FCC Statement:

This equipment has been tested and found to comply with the limits for a Class B digital device, pursuant to part 15 of the FCC Rules. These limits are designed to provide reasonable protection against harmful interference in a residential installation. This equipment generates, uses and can radiate radio frequency energy and, if not installed and used in accordance with the instructions, may cause harmful interference to radio communications. However, there is no guarantee that interference will not occur in a particular installation. If this equipment does cause harmful interference to radio or television reception, which can be determined by turning the equipment off and on, the user is encouraged to try to correct the interference by one or more of the following measures:

- Reorient or relocate the receiving antenna.
- Increase the separation between the equipment and receiver.
- Connect the equipment into an outlet on a circuit different from that to which the receiver is connected.
- Consult the dealer or an experienced radio/TV technician for help.

Caution: Any changes or modifications to this device not explicitly approved by manufacturer could void your authority to operate this equipment.

This device complies with part 15 of the FCC Rules. Operation is subject to the following two conditions: (1) This device may not cause harmful interference, and (2) this device must accept any interference received, including interference that may cause undesired operation. The device has been evaluated to meet general RF exposure requirement. The device can be used in portable exposure condition without restriction.

© 2023 Zeikos, Inc. iHip is a trademark of Zeikos, Inc., Registered in the U.S. and other countries. The illustrated product and specifications may differ slightly from that supplied. Apple, iPod, iPhone, iPad and Siri are registered trademarks of Apple Inc. Android is a trademark of Google LLC. All other trademarks and trade names are those of their respective owners. United States and International patent pending. All Rights Reserved. For ages 12+. This is not a toy. For warranty information please visit www.ihip.com. Designed by iHip, Manufactured in China.

The Bluetooth® word mark and logos are registered trademarks owned by Bluetooth SIG, Inc. and any use of such marks by "iHip" is under license. Other trademarks and trade names are those of their respective owners.

Limited One Time Warranty.
To activate your product warranty go to our website. www.ihip.com & register this product.



19 Progress St
Edison, NJ 08820
www.ihip.com



#iHip



Find us on Facebook.
Keyword: iHip: Portable Entertainment