

Solar Hybrid Module - S Instructions Manual


Module solaire
Manuel d'instructions



DESCRIPTION

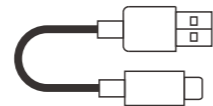
Composants a l'interieur de la boite

Comonents In The Box



Module

USB Cable Type-C

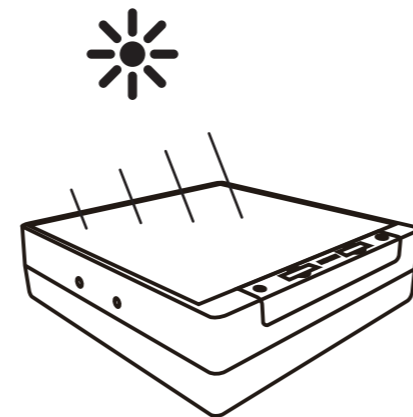


Charger

PRODUCT DESCRIPTION

- Built-in lithium battery, Bluetooth APP operation.
- Configure external charging type-c, solar power supply system.
- Dual button mode, auto/manual mode switching, brightness.
- Adjustment mode OFF-50%-100%.

FUNCTIONAL DIAGRAM



E INSTRUCTIONS

Battery status indicator
Auto/manual — ON/OFF/dimming
Charging Pin — Charging Pin



ON/OFF:

The ON OFF button allows to go through the main light functions : OFF > 50 lumens > 100 lumens

E BASIC FUNCTIONS

Auto/Manual:

If the user wants to switch to an automatic sunlight detection mode, he just has to press one time the left button to activate it. the ON/OFF button on the right and therefore the LED module, will be working only when the ambient light received by the solar panel is sufficiently low.

Battery status indicator:

The 3 leds battery indicator gives an information related to the current battery charge. Each time the user is pressing a button, the 3 leds indicator is displaying the battery level during 3 seconds. 3 Leds for a battery well charged / 2 Leds for an average battery level 1 Led for a low but still usable battery / 1 blinking LED for a critical low battery level indicating that the user needs to charge the product

Charging indicator:

When the MK2 is charging, a blue LED located in the light module is slowly blinking whereas it is constantly blue as soon as the battery is fully charged.



When not used for a long time, the module can be put in deep sleep mode in order to save energy, pressing both buttons for 5s until seeing a blink on the 3 small LED indicators. A short press on Auto/Manu allows the MK2 to wake up.



PERFORMANCE

UP TO
100
LUMENS

RECHARGE OF THE BATTERY

under the sun

100%
Solar Powered

OUTDOOR & INDOOR USE

Remains lit for
5 hours

LED

LED Lighting



Solar Powered



Lithium Battery



Sustainable



Weatherproof



Recyclable
Product



100% Recyclable
Packaging and
Shock Proof

IP65
OUTDOOR LIGHTING

Tested waterproof
for outdoor use



INSTRUCTIONS



Please check our website to have more information about how to use our smartphone app

1. Download the MAIORI application onto your Smartphone.
2. The MK2 must be charged before its first use, and regularly afterwards (otherwise the battery may deteriorate). It will glow blue when charging.
3. Set up your MK2 using the MAIORI application. Refer to the user guide for further instructions: <https://maiori.com/en/>
4. In the event of a connection problem, press on the « ON/OFF » button for 10 seconds to reset it



FCC WARNING STATEMENT

Changes or modifications not expressly approved by the party responsible for compliance could void the user's authority to operate the equipment. This equipment has been tested and found to comply with the limits for a Class B digital device, pursuant to Part 15 of the FCC Rules. These limits are designed to provide reasonable protection against harmful interference in a residential installation. This equipment generates uses and can radiate radio frequency energy and, if not installed and used in accordance with the instructions, may cause harmful interference to radio communications. However, there is no guarantee that interference will not occur in a particular installation. If this equipment does cause harmful interference to radio or television reception, which can be determined by turning the equipment off and on, the user is encouraged to try to correct the interference by one or more of the following measures:

- Reorient or relocate the receiving antenna.
- Increase the separation between the equipment and receiver.



WARRANTY

- Connect the equipment into an outlet on a circuit different from that to which the receiver is connected.
- Consult the dealer or an experienced radio/TV technician for help.

Maiori Products are guaranteed for 2 years from the date of the purchase against defects in material and workmanship. The warranty does not cover normal wear and tear, scratches, deliberate damage or misuse, and / or damage caused by failure to observe operating instructions. The warranty will be void if the solar module unit has been opened.

For More Information

www.maiori.com

La Lampe^{by} Maiori Design