

## PHOTOGRAPHS OF THE TEST CONFIGURATION

WLAN 5G U-NII-2A Band

Conducted Emission Test

Adapter Mode




Conducted Emission Test  
POE Mode



### Radiated Emission Test (Above 1GHz)




Radiated Emission Test (Below 1GHz)  
Adapter Mode





Radiated Emission Test (Below 1GHz)

POE Mode




WLAN 5G U-NII-2C Band  
Conducted Emission Test  
Adapter Mode



Conducted Emission Test  
POE Mode





### Radiated Emission Test (Above 1GHz)






Radiated Emission Test (Below 1GHz)  
Adapter Mode



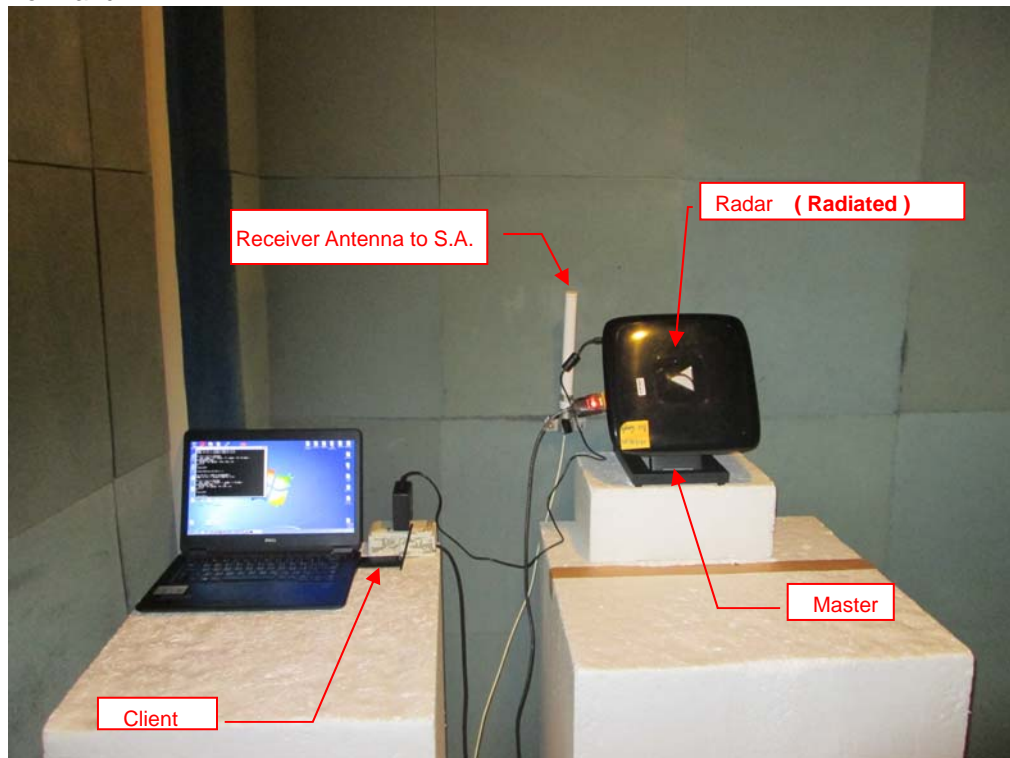
Radiated Emission Test (Below 1GHz)  
POE Mode



DFS

Test results demonstrating Master links with Client on a test frequency.

For Band2



For Band 3

