

PHOTOGRAPHS OF THE TEST CONFIGURATION

WLAN 2.4G, WLAN 5G U-NII-1 Band and Zigbee

Conducted Emission Test

Adapter Mode




Conducted Emission Test
POE Mode



Radiated Emission Test (Above 1GHz)




Radiated Emission Test (Below 1GHz)
Adapter Mode



Radiated Emission Test (Below 1GHz)

POE Mode




WLAN 5G U-NII-3 Band
Conducted Emission Test
Adapter Mode





Conducted Emission Test
POE Mode




Radiated Emission Test (Above 1GHz)



Radiated Emission Test (Below 1GHz)
Adapter Mode



Radiated Emission Test (Below 1GHz)
POE Mode



BT EDR and BT LE
Conducted Emission Test
Chip Antenna - Adapter Mode



Conducted Emission Test
Chip Antenna - POE Mode



Conducted Emission Test
PIFA Antenna - Adapter Mode



Conducted Emission Test
PIFA Antenna - POE Mode




Conducted Emission Test
Dipole Antenna - Adapter Mode



Conducted Emission Test
Dipole Antenna - POE Mode




Radiated Emission Test (Above 1GHz)
Chip Antenna




Radiated Emission Test (Above 1GHz)

PIFA Antenna





Radiated Emission Test (Above 1GHz)


Dipole Antenna



Radiated Emission Test (Below 1GHz)
Chip Antenna - Adapter Mode




Radiated Emission Test (Below 1GHz)
Chip Antenna - POE Mode




Radiated Emission Test (Below 1GHz)


PIFA Antenna - Adapter Mode



Radiated Emission Test (Below 1GHz)
PIFA Antenna - POE Mode



Radiated Emission Test (Below 1GHz)
Dipole Antenna - Adapter Mode



Radiated Emission Test (Below 1GHz)

Dipole Antenna - POE Mode

