


## PHOTOGRAPHS OF THE TEST CONFIGURATION



### Conducted Emission Test (Adapter Mode)



Conducted Emission Test (PoE Mode)





For LoRa (Dipole Antenna)  
Radiated Emission Test (Above 1GHz)







Radiated Emission Test (Below 1GHz)  
(Adapter Mode)




Radiated Emission Test (Below 1GHz)  
(PoE Mode)




For WLAN & Zigbee & BT (Chip & PIFA Antenna)

Radiated Emission Test (Above 1GHz)






Radiated Emission Test (Below 1GHz)  
(Adapter Mode)



Radiated Emission Test (Below 1GHz)  
(PoE Mode)





## DFS

Test results demonstrating Master links with Client on a test frequency.

