



RADIO TEST REPORT

FCC ID : 2ARXK-VHC25
Equipment : Wireless Edge Server
Brand Name : Veeahub
Model Name : VHC25,VHC20
Applicant : Veea Inc.
164 E 83rd Street, NEW YORK,United States, 10028
Manufacturer : Veea Inc.
164 E 83rd Street, NEW YORK,United States, 10028
Standard : 47 CFR FCC Part 15.247

The product was received on Aug. 09, 2021, and testing was started from Aug. 11, 2021 and completed on Sep. 18, 2021. We, Sporton International Inc. Hsinchu Laboratory, would like to declare that the tested sample has been evaluated in accordance with the procedures given in ANSI C63.10-2013 and shown compliance with the applicable technical standards.

The test results in this report apply exclusively to the tested model / sample. Without written approval of Sporton International Inc. Hsinchu Laboratory, the test report shall not be reproduced except in full.

Approved by: Sam Chen

Sporton International Inc. Hsinchu Laboratory

No.8, Ln. 724, Bo'ai St., Zhubei City, Hsinchu County 302010, Taiwan (R.O.C.)



Table of Contents

History of this test report.....3

Summary of Test Result.....4

1 General Description5

1.1 Information.....5

1.2 Applicable Standards10

1.3 Testing Location Information.....10

1.4 Measurement Uncertainty11

2 Test Configuration of EUT12

2.1 Test Channel Mode12

2.2 The Worst Case Measurement Configuration.....14

2.3 EUT Operation during Test15

2.4 Accessories16

2.5 Support Equipment.....16

2.6 Test Setup Diagram17

3 Transmitter Test Result20

3.1 AC Power-line Conducted Emissions20

3.2 DTS Bandwidth22

3.3 Maximum Conducted Output Power23

3.4 Power Spectral Density26

3.5 Emissions in Non-restricted Frequency Bands28

3.6 Emissions in Restricted Frequency Bands.....29

4 Test Equipment and Calibration Data33

Appendix A. Test Results of AC Power-line Conducted Emissions

Appendix B. Test Results of DTS Bandwidth

Appendix C. Test Results of Maximum Conducted Output Power

Appendix D. Test Results of Power Spectral Density

Appendix E. Test Results of Emissions in Non-restricted Frequency Bands

Appendix F. Test Results of Emissions in Restricted Frequency Bands

Appendix G. Test Results of Radiated Emission Co-location

Appendix H. Test Photos

Photographs of EUT v01



Summary of Test Result

| Report Clause | Ref Std. Clause | Test Items | Result (PASS/FAIL) | Remark |
|---------------|-----------------|---|--------------------|--------|
| 1.1.2 | 15.203 | Antenna Requirement | PASS | - |
| 3.1 | 15.207 | AC Power-line Conducted Emissions | PASS | - |
| 3.2 | 15.247(a) | DTS Bandwidth | PASS | - |
| 3.3 | 15.247(b) | Maximum Conducted Output Power | PASS | - |
| 3.4 | 15.247(e) | Power Spectral Density | PASS | - |
| 3.5 | 15.247(d) | Emissions in Non-restricted Frequency Bands | PASS | - |
| 3.6 | 15.247(d) | Emissions in Restricted Frequency Bands | PASS | - |

Declaration of Conformity:

The test results with all measurement uncertainty excluded are presented in accordance with the regulation limits or requirements declared by manufacturers.

Comments and Explanations:

1. The test configuration, test mode and test software were written in this test report are declared by the manufacturer.
2. The declared of product specification for EUT presented in the report are provided by the manufacturer, and the manufacturer takes all the responsibilities for the accuracy of product specification.

Reviewed by: **Sam Chen**

Report Producer: **Wendy Pan**



1 General Description

1.1 Information

1.1.1 RF General Information

| Frequency Range (MHz) | IEEE Std. 802.11 | Ch. Frequency (MHz) | Channel Number |
|-----------------------|--------------------------------------|---------------------|----------------|
| 2400-2483.5 | b, g, n (HT20), VHT20, ax (HEW20) | 2412-2462 | 1-11 [11] |
| 2400-2483.5 | n (HT40), VHT40, ax (HEW40) | 2422-2452 | 3-9 [7] |

| Band | Mode | BWch (MHz) | Nant |
|---------------|-------------------|------------|------|
| 2.4-2.4835GHz | 11b | 20 | 2 |
| 2.4-2.4835GHz | 11g | 20 | 2 |
| 2.4-2.4835GHz | 802.11n HT20 | 20 | 2 |
| 2.4-2.4835GHz | 802.11n HT20-BF | 20 | 2 |
| 2.4-2.4835GHz | VHT20 | 20 | 2 |
| 2.4-2.4835GHz | VHT20-BF | 20 | 2 |
| 2.4-2.4835GHz | 802.11ax HEW20 | 20 | 2 |
| 2.4-2.4835GHz | 802.11ax HEW20-BF | 20 | 2 |
| 2.4-2.4835GHz | 802.11n HT40 | 40 | 2 |
| 2.4-2.4835GHz | 802.11n HT40-BF | 40 | 2 |
| 2.4-2.4835GHz | VHT40 | 40 | 2 |
| 2.4-2.4835GHz | VHT40-BF | 40 | 2 |
| 2.4-2.4835GHz | 802.11ax HEW40 | 40 | 2 |
| 2.4-2.4835GHz | 802.11ax HEW40-BF | 40 | 2 |

Note:

- ♦ 11b mode uses a combination of DSSS-DBPSK, DQPSK, CCK modulation.
- ♦ 11g, HT20 and HT40 use a combination of OFDM-BPSK, QPSK, 16QAM, 64QAM modulation.
- ♦ VHT20, VHT40 use a combination of OFDM-BPSK, QPSK, 16QAM, 64QAM, 256QAM modulation.
- ♦ HEW20, HEW40 use a combination of OFDMA-BPSK, QPSK, 16QAM, 64QAM, 256QAM, 1024QAM modulation.
- ♦ BWch is the nominal channel bandwidth.



1.1.2 Antenna Information

| Ant. | Brand Name | Model Name | Antenna Type | Connector | Gain (dBi) |
|------|------------|------------|--------------|-----------|------------|
| 1 | WNC | VHC25 | PIFA | I-PEX | Note 1 |
| 2 | WNC | VHC25 | PIFA | I-PEX | |
| 3 | WNC | VHC25 | PIFA | I-PEX | |
| 4 | WNC | VHC25 | PIFA | I-PEX | |

Note 1:

| Ant. | Port | | | | | Gain (dBi) | | | | |
|------|-------------|------------------|------------------|------------------|------------------------------|-------------|------------------|------------------|------------------|------------------------------|
| | WLAN 2.4GHz | WLAN 5GHz UNII-3 | WLAN 5GHz UNII-1 | Bluetooth BR/EDR | Bluetooth LE or IEEE802.15.4 | WLAN 2.4GHz | WLAN 5GHz UNII-3 | WLAN 5GHz UNII-1 | Bluetooth BR/EDR | Bluetooth LE or IEEE802.15.4 |
| 1 | - | - | 2 | 1 | - | - | - | 3.6 | 2.3 | - |
| 2 | 1 | 2 | - | - | - | 2.2 | 3.3 | - | - | - |
| 3 | - | - | 1 | - | 1 | - | - | 3.5 | - | 1.9 |
| 4 | 2 | 1 | - | - | - | 1.8 | 3.4 | - | - | - |

Note 2: The above information was declared by manufacturer.

Note 3: Directional gain information



| Type | Maximum Output Power | Power Spectral Density |
|--------|---|--|
| Non-BF | Directional gain = Max.gain + array gain. For power measurements on IEEE 802.11 devices Array Gain = 0 dB (i.e., no array gain) for N ANT ≤ 4 | $Directional\ IGain = 10 \cdot \log \left[\frac{\sum_{i=1}^{N_{ANT}} \left\{ \sum_{k=1}^{N_{ANT}} g_{i,k} \right\}^2}{N_{ANT}} \right]$ |
| BF | $Directional\ IGain = 10 \cdot \log \left[\frac{\sum_{i=1}^{N_{ANT}} \left\{ \sum_{k=1}^{N_{ANT}} g_{i,k} \right\}^2}{N_{ANT}} \right]$ | $Directional\ IGain = 10 \cdot \log \left[\frac{\sum_{i=1}^{N_{ANT}} \left\{ \sum_{k=1}^{N_{ANT}} g_{i,k} \right\}^2}{N_{ANT}} \right]$ |

Ex.

Directional Gain (NSS1) formula :

$$Directional\ IGain = 10 \cdot \log \left[\frac{\sum_{i=1}^{N_{ANT}} \left\{ \sum_{k=1}^{N_{ANT}} g_{i,k} \right\}^2}{N_{ANT}} \right]$$

$$Nss1(g1,1) = 10^{G1/20} ; Nss1(g1,2) = 10^{G2/20} ; Nss1(g1,3) = 10^{G3/20} ; Nss1(g1,4) = 10^{G4/20}$$

$$g_{j,k} = (Nss1(g1,1) + Nss1(g1,2) + Nss1(g1,3) + Nss1(g1,4))^2$$

$$DG = 10 \log[(Nss1(g1,1) + Nss1(g1,2) + Nss1(g1,3) + Nss1(g1,4))^2 / N_{ANT}] \Rightarrow 10$$

$$\log[(10^{G1/20} + 10^{G2/20} + 10^{G3/20} + 10^{G4/20})^2 / N_{ANT}]$$

Where ;

G1 = Ant 1 Gain ; G2 = Ant 2 Gain ; G3 = Ant 3 Gain ; G4 = Ant 4 Gain ;

2.4GHz DG = 5.01 dBi

5 GHz U-NII-1 DG = 6.56 dBi

5 GHz U-NII-3 DG = 6.36 dBi

For 2.4GHz:

For IEEE 802.11b/g/n/VHT/ax mode (2TX/2RX):

Port 1 and Port 2 can be used as transmitting/receiving antenna.

Port 1 and Port 2 could transmit/receive simultaneously.

For 5GHz UNII-1 / UNII-3:

For IEEE 802.11a/n/ac/ax mode (2TX/2RX):

Port 1 and Port 2 can be used as transmitting/receiving antenna.

Port 1 and Port 2 could transmit/receive simultaneously.

Bluetooth / IEEE802.15.4 (1TX/1RX):

Only Port 1 can be used as transmitting/receiving antenna.



1.1.3 Mode Test Duty Cycle

| Mode | DC | DCF(dB) | T(s) | VBW(Hz) ≥ 1/T |
|----------------|-------|---------|--------|---------------|
| 802.11b | 0.631 | 2 | 665u | 3k |
| 802.11g | 0.947 | 0.24 | 1.978m | 1k |
| 802.11ax HEW20 | 0.94 | 0.27 | 5.447m | 300 |
| 802.11ax HEW40 | 0.965 | 0.15 | 5.445m | 300 |

Note:

- ◆ DC is Duty Cycle.
- ◆ DCF is Duty Cycle Factor.

1.1.4 EUT Operational Condition

| | | | |
|------------------------------|--|--|--|
| EUT Power Type | From adapter | | |
| Beamforming Function | <input checked="" type="checkbox"/> With beamforming | <input type="checkbox"/> Without beamforming | |
| | The product has beamforming function for n/VHT/ax in 2.4GHz and n/ac/ax in 5GHz. | | |
| Function | <input checked="" type="checkbox"/> Point-to-multipoint | <input type="checkbox"/> Point-to-point | |
| Test Software Version | DOS [ver 6.1.7601] | | |

Note: The above information was declared by manufacturer.



1.1.5 Table for Multiple Listing

| Model Name | Description |
|------------|---|
| VHC25 | All the model names are identical, the difference model names served as marketing strategy. |
| VHC20 | |

Note1: From the above models, model: VHC25 was selected as representative model for the test and its data was recorded in this report.

Note 2: The above information was declared by manufacturer.

1.1.6 Table for EUT Operation Information

| Operation Mode | Description |
|----------------|---|
| 1 | WLAN 2.4GHz + 5GHz Low Band + 5GHz High Band + Bluetooth BR/EDR + IEEE 802.15.4 |
| 2 | WLAN 2.4GHz + 5GHz Low Band + 5GHz High Band + Bluetooth BR/EDR + Bluetooth LE |

Note: The above information was declared by manufacturer.

1.1.7 Table for EUT support function

| Function |
|----------|
| AP |
| Mesh |

Note1: AP mode was selected as representative mode for AC power-line conducted emissions and Emissions in Restricted Frequency Bands below 1GHz test and its data was recorded in this report.

Note2: The above information was declared by manufacturer.



1.2 Applicable Standards

According to the specifications of the manufacturer, the EUT must comply with the requirements of the following standards:

- ♦ 47 CFR FCC Part 15.247
- ♦ ANSI C63.10-2013

The following reference test guidance is not within the scope of accreditation of TAF.

- ♦ FCC KDB 558074 D01 v05r02
- ♦ FCC KDB 662911 D01 v02r01
- ♦ FCC KDB 414788 D01 v01r01

1.3 Testing Location Information

| Testing Location Information | |
|---|--|
| Test Lab. : Sporton International Inc. Hsinchu Laboratory | |
| Hsinchu | ADD: No.8, Ln. 724, Bo'ai St., Zhubei City, Hsinchu County 302010, Taiwan (R.O.C.) |
| (TAF: 3787) | TEL: 886-3-656-9065 FAX: 886-3-656-9085 |
| Test site Designation No. TW3787 with FCC. | |
| Conformity Assessment Body Identifier (CABID) TW3787 with ISED. | |

| Test Condition | Test Site No. | Test Engineer | Test Environment (°C / %) | Test Date |
|----------------------|---------------|---------------|---------------------------|-------------------------------|
| RF Conducted | TH01-CB | Caster Chang | 23.2~24.2 / 53~55 | Aug. 13, 2021 ~ Sep. 18, 2021 |
| Radiated<1GHz | 10CH01-CB | Peter Wu | 23~24 / 58~59 | Aug. 30, 2021 ~ Dec. 03, 2021 |
| Radiated>1GHz | 03CH04-CB | RJ Huang | 24.6-25.7 / 55-58 | Aug. 11, 2021 ~ Sep. 09, 2021 |
| Radiated Co-Location | 03CH06-CB | RJ Huang | 25.8-28.2 / 56-59 | Aug. 11, 2021 ~ Sep. 09, 2021 |
| AC Conduction | CO01-CB | Ryo Fan | 22~23 / 65~67 | Aug. 27, 2021 |



1.4 Measurement Uncertainty

ISO/IEC 17025 requires that an estimate of the measurement uncertainties associated with the emissions test results be included in the report. The measurement uncertainties given below are based on a 95% confidence level (based on a coverage factor (k=2))

| Test Items | Uncertainty | Remark |
|-------------------------------------|-------------|--------------------------|
| Conducted Emission (150kHz ~ 30MHz) | 2.0 dB | Confidence levels of 95% |
| Radiated Emission (9kHz ~ 30MHz) | 1.6 dB | Confidence levels of 95% |
| Radiated Emissions below 1GHz | 4.2 dB | Confidence levels of 95% |
| Radiated Emission (1GHz ~ 18GHz) | 4.7 dB | Confidence levels of 95% |
| Radiated Emission (18GHz ~ 40GHz) | 4.2 dB | Confidence levels of 95% |
| Conducted Emission | 2.5 dB | Confidence levels of 95% |
| Output Power Measurement | 1.3 dB | Confidence levels of 95% |
| Power Density Measurement | 2.5 dB | Confidence levels of 95% |
| Bandwidth Measurement | 0.9% | Confidence levels of 95% |



2 Test Configuration of EUT

2.1 Test Channel Mode

<For Non-Beamforming Mode>

| Mode | Power Setting |
|--------------------------------|---------------|
| 802.11b_Nss1,(1Mbps)_2TX | - |
| 2412MHz | 59 |
| 2437MHz | 59 |
| 2462MHz | 59 |
| 802.11g_Nss1,(6Mbps)_2TX | - |
| 2412MHz | 46 |
| 2417MHz | 48 |
| 2437MHz | 60 |
| 2457MHz | 48 |
| 2462MHz | 46 |
| 802.11ax HEW20_Nss1,(MCS0)_2TX | - |
| 2412MHz | 46 |
| 2417MHz | 47 |
| 2437MHz | 60 |
| 2457MHz | 47 |
| 2462MHz | 46 |
| 802.11ax HEW40_Nss1,(MCS0)_2TX | - |
| 2422MHz | 44 |
| 2437MHz | 46 |
| 2452MHz | 44 |



<For Beamforming Mode>

| Mode | Power Setting |
|-----------------------------------|---------------|
| 802.11ax HEW20-BF_Nss1,(MCS0)_2TX | - |
| 2412MHz | 46 |
| 2417MHz | 47 |
| 2437MHz | 60 |
| 2457MHz | 47 |
| 2462MHz | 46 |
| 802.11ax HEW40-BF_Nss1,(MCS0)_2TX | - |
| 2422MHz | 44 |
| 2437MHz | 46 |
| 2452MHz | 44 |

Note:

- ♦ Evaluated HEW20/HEW40 mode only, due to similar modulation. The power setting of HT20/HT40/VHT20/VHT40 mode are the same or lower than HEW20/HEW40.
- ♦ The EUT supports beamforming and CDD modes, and the CDD mode is the worst case. Therefore, all test items are evaluated in the report. The beamforming mode only evaluates the output power.



2.2 The Worst Case Measurement Configuration

| The Worst Case Mode for Following Conformance Tests | |
|---|---|
| Tests Item | AC power-line conducted emissions |
| Condition | AC power-line conducted measurement for line and neutral Test Voltage: 120Vac / 60Hz |
| Operating Mode | Normal Link |
| 1 | Normal Link – AP mode (WLAN 2.4GHz + 5GHz Low Band + 5GHz High Band) + CTX (Bluetooth BR/EDR + IEEE 802.15.4) + Adapter |
| 2 | Normal Link – AP mode (WLAN 2.4GHz + 5GHz Low Band + 5GHz High Band) + CTX (Bluetooth BR/EDR + Bluetooth LE) + Adapter |
| For operating mode 1 is the worst case and it was record in this test report. | |

| The Worst Case Mode for Following Conformance Tests | |
|---|--|
| Tests Item | DTS Bandwidth Maximum Conducted Output Power Power Spectral Density Emissions in Non-restricted Frequency Bands |
| Test Condition | Conducted measurement at transmit chains |

| The Worst Case Mode for Following Conformance Tests | |
|---|---|
| Tests Item | Emissions in Restricted Frequency Bands |
| Test Condition | Radiated measurement If EUT consist of multiple antenna assembly (multiple antenna are used in EUT regardless of spatial multiplexing MIMO configuration), the radiated test should be performed with highest antenna gain of each antenna type. |
| Operating Mode < 1GHz | Normal Link |
| 1 | EUT in Z axis Normal Link – AP mode (WLAN 2.4GHz + 5GHz Low Band + 5GHz High Band) + CTX (Bluetooth BR/EDR + IEEE 802.15.4) + Adapter |
| 2 | EUT in Z axis Normal Link – AP mode (WLAN 2.4GHz + 5GHz Low Band + 5GHz High Band) + CTX (Bluetooth BR/EDR + Bluetooth LE) + Adapter |
| Mode 1 has been evaluated to be the worst case among Mode 1~2, thus measurement for Mode 3 ~ 4 will follow this same test mode. | |
| 3 | EUT in Y axis Normal Link – AP mode (WLAN 2.4GHz + 5GHz Low Band + 5GHz High Band) + CTX (Bluetooth BR/EDR + IEEE 802.15.4) + Adapter |
| 4 | EUT in X axis Normal Link – AP mode (WLAN 2.4GHz + 5GHz Low Band + 5GHz High Band) + CTX (Bluetooth BR/EDR + IEEE 802.15.4) + Adapter |
| For operating mode 1 is the worst case and it was record in this test report. | |
| Operating Mode > 1GHz | The EUT was performed at X axis, Y axis and Z axis position t, and the worst case was found at Z axis. So the measurement will follow this same test configuration. EUT in Z axis CTX |



| The Worst Case Mode for Following Conformance Tests | |
|--|---|
| Tests Item | Simultaneous Transmission Analysis - Radiated Emission Co-location |
| Test Condition | Radiated measurement |
| Operating Mode | Normal Link |
| | The EUT was performed at X axis, Y axis and Z axis position t, and the worst case was found at Z axis. So the measurement will follow this same test configuration. |
| 1 | EUT in Z axis Normal Link – AP mode (WLAN 2.4GHz + 5GHz Low Band + 5GHz High Band) + CTX (Bluetooth BR/EDR + IEEE 802.15.4) + Adapter |
| 2 | EUT in Z axis Normal Link – AP mode (WLAN 2.4GHz + 5GHz Low Band + 5GHz High Band) + CTX (Bluetooth BR/EDR + Bluetooth LE) + Adapter |
| Refer to Appendix G for Radiated Emission Co-location. | |

| The Worst Case Mode for Following Conformance Tests | |
|--|---|
| Tests Item | Simultaneous Transmission Analysis - Co-location RF Exposure Evaluation |
| Operating Mode | |
| 1 | WLAN 2.4GHz + 5GHz Low Band + 5GHz High Band + Bluetooth BR/EDR + IEEE 802.15.4 |
| 2 | WLAN 2.4GHz + 5GHz Low Band + 5GHz High Band + Bluetooth BR/EDR + Bluetooth LE |
| Refer to Sporton Test Report No.: FA172726 for Co-location RF Exposure Evaluation. | |

Note: The EUT can only be used in Z axis position.

2.3 EUT Operation during Test

For CTX Mode:

The EUT was programmed to be in continuously transmitting mode.

For Normal Link:

During the test, the EUT operation to normal function.



2.4 Accessories

| Accessories | | | |
|-----------------------------------|------------|------------|--|
| Equipment Name | Brand Name | Model Name | Rating |
| Adapter | Veea | VHC25-30A | Input: 100-240V~50/60Hz, 1.0A Max Output: 12V, 2.5A |
| Other | | | |
| RJ-45 cable*1: Non-shielded, 1.8m | | | |

2.5 Support Equipment

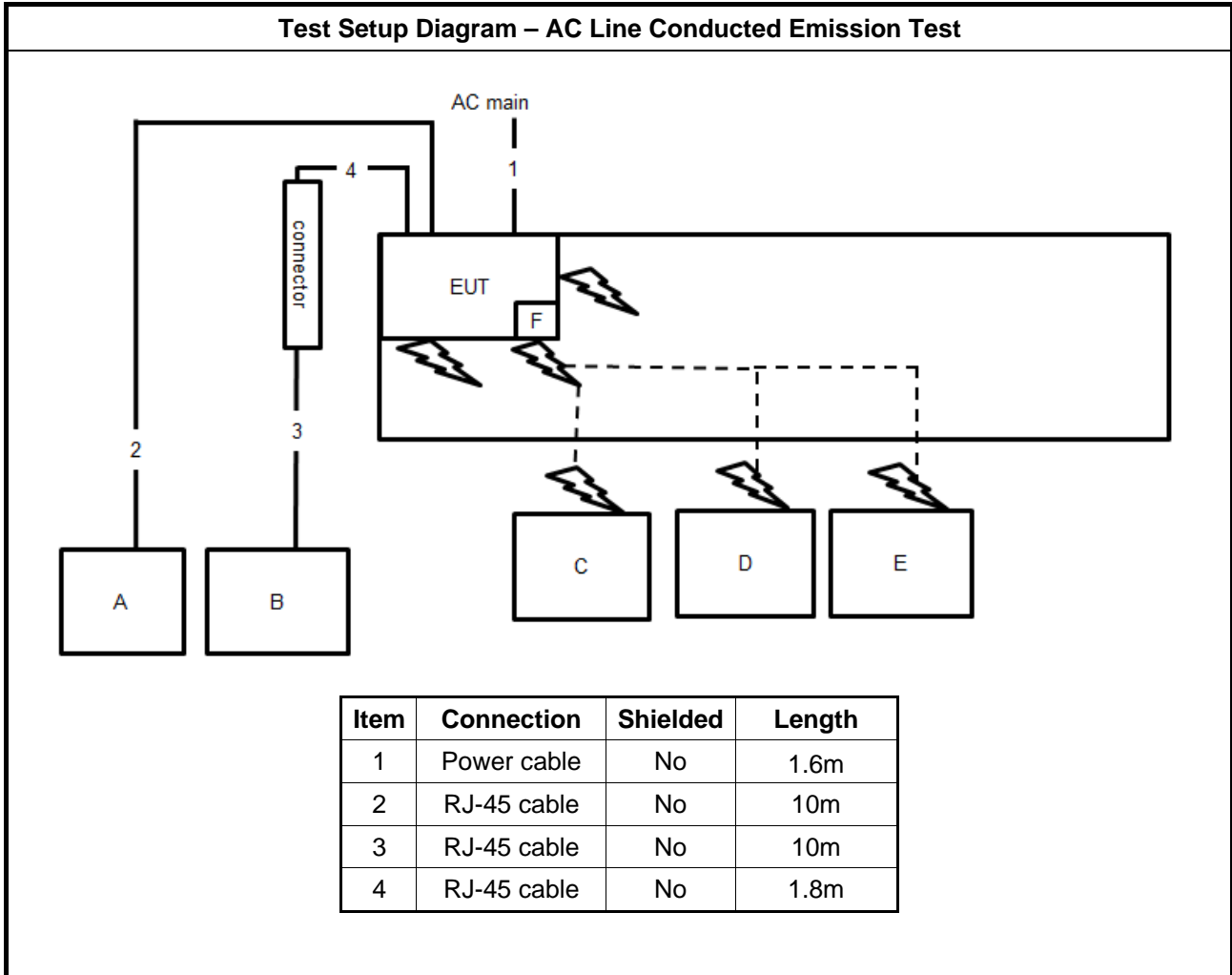
For AC Conduction and Radiated (below 1GHz):

| Support Equipment | | | | |
|-------------------|---------------|------------|--------------|--------|
| No. | Equipment | Brand Name | Model Name | FCC ID |
| A | LAN NB | DELL | E6430 | N/A |
| B | WAN NB | DELL | E6430 | N/A |
| C | 2.4G NB | DELL | E6430 | N/A |
| D | 5GL NB | DELL | E6430 | N/A |
| E | 5GH NB | DELL | E6431 | N/A |
| F | Micro SD Card | Transcend | TS16GUSDHC10 | N/A |

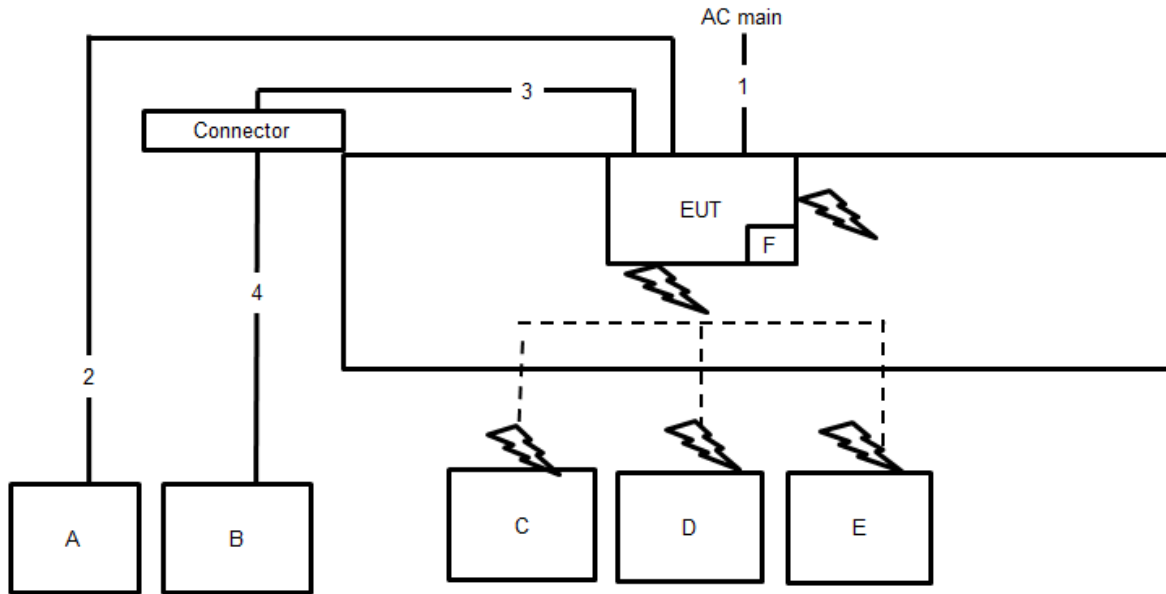
For Radiated (above 1GHz) and RF Conducted:

| Support Equipment | | | | |
|-------------------|-----------|------------|------------|--------|
| No. | Equipment | Brand Name | Model Name | FCC ID |
| A | Notebook | DELL | E4300 | N/A |

2.6 Test Setup Diagram



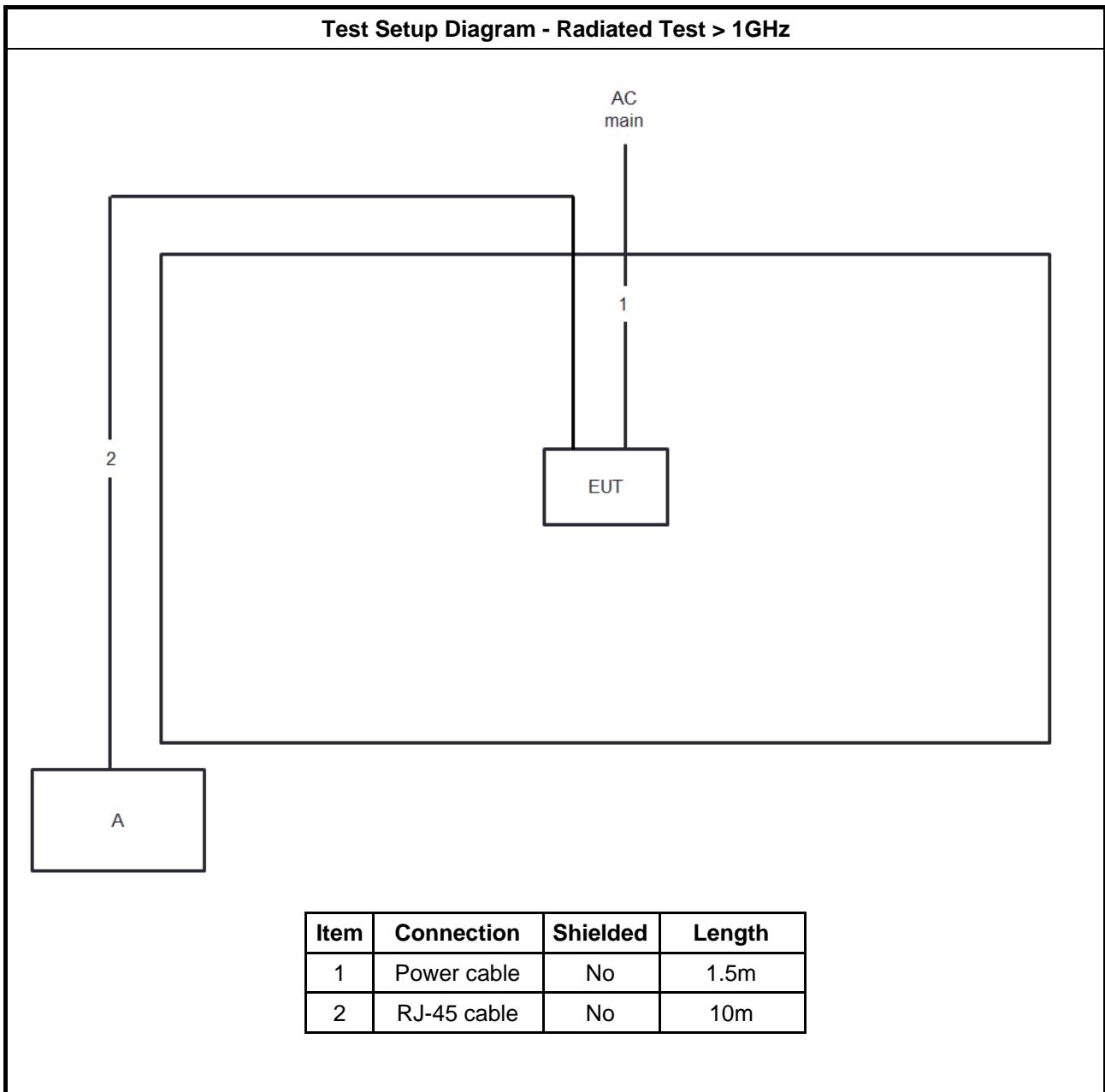
Test Setup Diagram - Radiated Test < 1GHz



| Item | Connection | Shielded | Length |
|------|-------------|----------|--------|
| 1 | Power cable | No | 1.6m |
| 2 | RJ-45 cable | No | 10m |
| 3 | RJ-45 cable | No | 1.8m |
| 4 | RJ-45 cable | No | 10m |



Test Setup Diagram - Radiated Test > 1GHz



| Item | Connection | Shielded | Length |
|------|-------------|----------|--------|
| 1 | Power cable | No | 1.5m |
| 2 | RJ-45 cable | No | 10m |



3 Transmitter Test Result

3.1 AC Power-line Conducted Emissions

3.1.1 AC Power-line Conducted Emissions Limit

| AC Power-line Conducted Emissions Limit | | |
|---|------------|-----------|
| Frequency Emission (MHz) | Quasi-Peak | Average |
| 0.15-0.5 | 66 - 56 * | 56 - 46 * |
| 0.5-5 | 56 | 46 |
| 5-30 | 60 | 50 |

Note 1: * Decreases with the logarithm of the frequency.

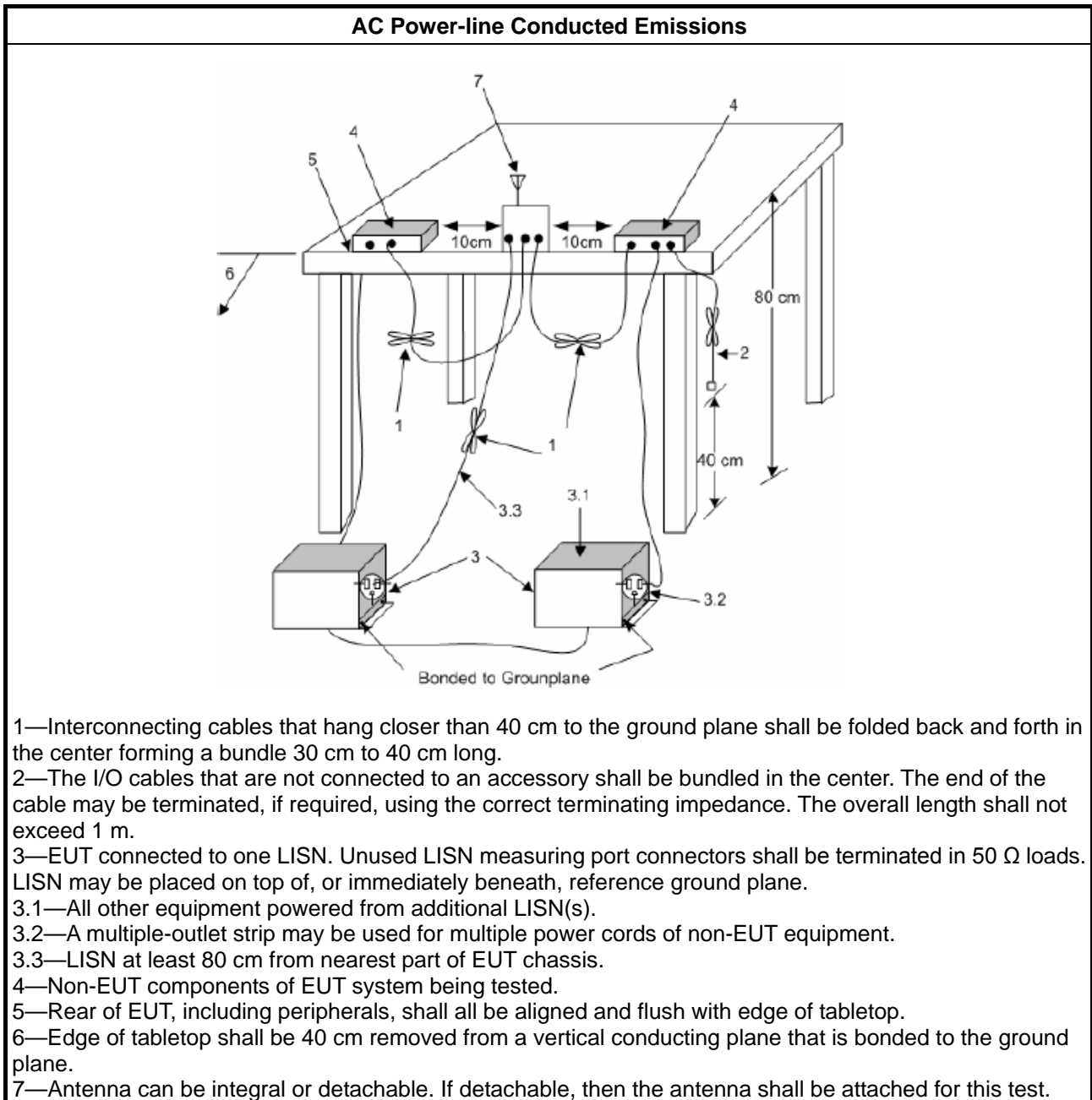
3.1.2 Measuring Instruments

Refer a test equipment and calibration data table in this test report.

3.1.3 Test Procedures

| Test Method |
|--|
| <input checked="" type="checkbox"/> Refer as ANSI C63.10-2013, clause 6.2 for AC power-line conducted emissions. |

3.1.4 Test Setup



3.1.5 Measurement Results Calculation

The measured Level is calculated using:

- Corrected Reading: LISN Factor (LISN) + Attenuator (AT/AUX) + Cable Loss (CL) + Read Level (Raw) = Level
- Margin = -Limit + Level

3.1.6 Test Result of AC Power-line Conducted Emissions

Refer as Appendix A

3.2 DTS Bandwidth

3.2.1 6dB Bandwidth Limit

| 6dB Bandwidth Limit |
|---|
| Systems using digital modulation techniques: |
| <ul style="list-style-type: none"> ▪ 6 dB bandwidth \geq 500 kHz. |

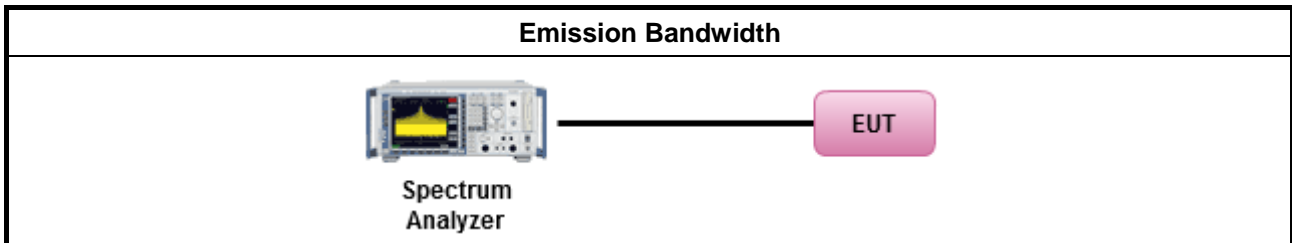
3.2.2 Measuring Instruments

Refer a test equipment and calibration data table in this test report.

3.2.3 Test Procedures

| Test Method |
|---|
| <ul style="list-style-type: none"> ▪ For the emission bandwidth shall be measured using one of the options below: |
| <input checked="" type="checkbox"/> Refer as FCC KDB 558074, clause 8.2 & C63.10 clause 11.8.1 Option 1 for 6 dB bandwidth measurement. |
| <input type="checkbox"/> Refer as FCC KDB 558074, clause 8.2 & C63.10 clause 11.8.2 Option 2 for 6 dB bandwidth measurement. |
| <input type="checkbox"/> Refer as ANSI C63.10, clause 6.9.1 for occupied bandwidth testing. |

3.2.4 Test Setup



3.2.5 Test Result of Emission Bandwidth

Refer as Appendix B



3.3 Maximum Conducted Output Power

3.3.1 Maximum Conducted Output Power Limit

| Maximum Conducted Output Power Limit | |
|---|---|
| | <ul style="list-style-type: none">▪ If $G_{TX} \leq 6$ dBi, then $P_{Out} \leq 30$ dBm (1 W) |
| | <ul style="list-style-type: none">▪ Point-to-multipoint systems (P2M): If $G_{TX} > 6$ dBi, then $P_{Out} = 30 - (G_{TX} - 6)$ dBm |
| | <ul style="list-style-type: none">▪ Point-to-point systems (P2P): If $G_{TX} > 6$ dBi, then $P_{Out} = 30 - (G_{TX} - 6)/3$ dBm |
| | <ul style="list-style-type: none">▪ Smart antenna system (SAS): |
| | <ul style="list-style-type: none">- Single beam: If $G_{TX} > 6$ dBi, then $P_{Out} = 30 - (G_{TX} - 6)/3$ dBm |
| | <ul style="list-style-type: none">- Overlap beam: If $G_{TX} > 6$ dBi, then $P_{Out} = 30 - (G_{TX} - 6)/3$ dBm |
| | <ul style="list-style-type: none">- Aggregate power on all beams: If $G_{TX} > 6$ dBi, then $P_{Out} = 30 - (G_{TX} - 6)/3 + 8$ dB dBm |
| P_{Out} = maximum peak conducted output power or maximum conducted output power in dBm, G_{TX} = the maximum transmitting antenna directional gain in dBi. | |

3.3.2 Measuring Instruments


Refer a test equipment and calibration data table in this test report.



3.3.3 Test Procedures

| Test Method | |
|---|--|
| <ul style="list-style-type: none"> ▪ Maximum Peak Conducted Output Power | |
| | <input type="checkbox"/> Refer as FCC KDB 558074, clause 8.3.1.1 & C63.10 clause 11.9.1.1 (RBW ≥ EBW method). |
| | <input type="checkbox"/> Refer as FCC KDB 558074, clause 8.3.1.3 & C63.10 clause 11.9.1.3 (peak power meter). |
| <ul style="list-style-type: none"> ▪ Maximum Conducted Output Power | |
| [duty cycle ≥ 98% or external video / power trigger] | |
| | <input type="checkbox"/> Refer as FCC KDB 558074, clause 8.3.2.2 & C63.10 clause 11.9.2.2.2 Method AVGSA-1. |
| | <input type="checkbox"/> Refer as FCC KDB 558074, clause 8.3.2.2 & C63.10 clause 11.9.2.2.3 Method AVGSA-1A. (alternative) |
| duty cycle < 98% and average over on/off periods with duty factor | |
| | <input type="checkbox"/> Refer as FCC KDB 558074, clause 8.3.2.2 & C63.10 clause 11.9.2.2.4 Method AVGSA-2. |
| | <input type="checkbox"/> Refer as FCC KDB 558074, clause 8.3.2.2 & C63.10 clause 11.9.2.2.5 Method AVGSA-2A (alternative) |
| | <input type="checkbox"/> Refer as FCC KDB 558074, clause 8.3.2.2 & C63.10 clause 11.9.2.2.6 Method AVGSA-3 |
| | <input type="checkbox"/> Refer as FCC KDB 558074, clause 8.3.2.2 & C63.10 clause 11.9.2.2.7 Method AVGSA-3A (alternative) |
| Measurement using a power meter (PM) | |
| | <input type="checkbox"/> Refer as FCC KDB 558074, clause 8.3.2.3 & C63.10 clause 11.9.2.3.1 Method AVGPM (using an RF average power meter). |
| | <input checked="" type="checkbox"/> Refer as FCC KDB 558074, clause 8.3.2.3 & C63.10 clause 11.9.2.3.2 Method AVGPM-G (using an gate RF average power meter). |
| <ul style="list-style-type: none"> ▪ For conducted measurement. | |
| | <ul style="list-style-type: none"> ▪ If the EUT supports multiple transmit chains using options given below: Refer as FCC KDB 662911, In-band power measurements. Using the measure-and-sum approach, measured all transmit ports individually. Sum the power (in linear power units e.g., mW) of all ports for each individual sample and save them. |
| | <ul style="list-style-type: none"> ▪ If multiple transmit chains, EIRP calculation could be following as methods: $P_{total} = P_1 + P_2 + \dots + P_n$ (calculated in linear unit [mW] and transfer to log unit [dBm]) $EIRP_{total} = P_{total} + DG$ |

3.3.4 Test Setup



3.3.5 Test Result of Maximum Conducted Output Power

Refer as Appendix C



3.4 Power Spectral Density

3.4.1 Power Spectral Density Limit

| Power Spectral Density Limit |
|---|
| <ul style="list-style-type: none"> Power Spectral Density (PSD) \leq 8 dBm/3kHz |

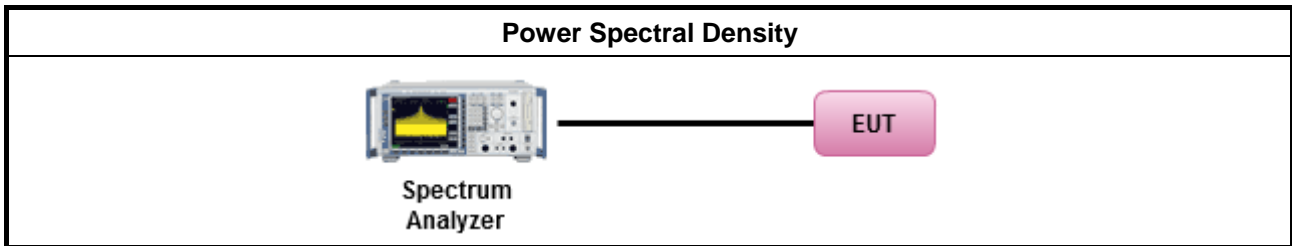
3.4.2 Measuring Instruments

Refer a test equipment and calibration data table in this test report.

3.4.3 Test Procedures

| Test Method | | | |
|---|--|---|--|
| <ul style="list-style-type: none"> Peak power spectral density procedures that the same method as used to determine the conducted output power. If maximum peak conducted output power was measured to demonstrate compliance to the output power limit, then the peak PSD procedure below (Method PKPSD) shall be used. If maximum conducted output power was measured to demonstrate compliance to the output power limit, then one of the average PSD procedures shall be used, as applicable based on the following criteria (the peak PSD procedure is also an acceptable option). | | | |
| <input checked="" type="checkbox"/> Refer as FCC KDB 558074, clause 8.4 & C63.10 clause 11.10 Method Max. PSD. | | | |
| <ul style="list-style-type: none"> For conducted measurement. <ul style="list-style-type: none"> If The EUT supports multiple transmit chains using options given below: <table border="1"> <tbody> <tr> <td> <input checked="" type="checkbox"/> Option 1: Measure and sum the spectra across the outputs. Refer as FCC KDB 662911, In-band power spectral density (PSD). Sample all transmit ports simultaneously using a spectrum analyzer for each transmit port. Where the trace bin-by-bin of each transmit port summing can be performed. (i.e., in the first spectral bin of output 1 is summed with that in the first spectral bin of output 2 and that from the first spectral bin of output 3, and so on up to the NTX output to obtain the value for the first frequency bin of the summed spectrum.). Add up the amplitude (power) values for the different transmit chains and use this as the new data trace. </td> </tr> <tr> <td> <input type="checkbox"/> Option 2: Measure and sum spectral maxima across the outputs. With this technique, spectra are measured at each output of the device at the required resolution bandwidth. The maximum value (peak) of each spectrum is determined. These maximum values are then summed mathematically in linear power units across the outputs. These operations shall be performed separately over frequency spans that have different out-of-band or spurious emission limits, </td> </tr> <tr> <td> <input type="checkbox"/> Option 3: Measure and add 10 log(N) dB, where N is the number of transmit chains. Refer as FCC KDB 662911, In-band power spectral density (PSD). Performed at each transmit chains and each transmit chains shall be compared with the limit have been reduced with 10 log(N). Or each transmit chains shall be add 10 log(N) to compared with the limit. </td> </tr> </tbody> </table> | <input checked="" type="checkbox"/> Option 1: Measure and sum the spectra across the outputs. Refer as FCC KDB 662911, In-band power spectral density (PSD). Sample all transmit ports simultaneously using a spectrum analyzer for each transmit port. Where the trace bin-by-bin of each transmit port summing can be performed. (i.e., in the first spectral bin of output 1 is summed with that in the first spectral bin of output 2 and that from the first spectral bin of output 3, and so on up to the NTX output to obtain the value for the first frequency bin of the summed spectrum.). Add up the amplitude (power) values for the different transmit chains and use this as the new data trace. | <input type="checkbox"/> Option 2: Measure and sum spectral maxima across the outputs. With this technique, spectra are measured at each output of the device at the required resolution bandwidth. The maximum value (peak) of each spectrum is determined. These maximum values are then summed mathematically in linear power units across the outputs. These operations shall be performed separately over frequency spans that have different out-of-band or spurious emission limits, | <input type="checkbox"/> Option 3: Measure and add 10 log(N) dB, where N is the number of transmit chains. Refer as FCC KDB 662911, In-band power spectral density (PSD). Performed at each transmit chains and each transmit chains shall be compared with the limit have been reduced with 10 log(N). Or each transmit chains shall be add 10 log(N) to compared with the limit. |
| <input checked="" type="checkbox"/> Option 1: Measure and sum the spectra across the outputs. Refer as FCC KDB 662911, In-band power spectral density (PSD). Sample all transmit ports simultaneously using a spectrum analyzer for each transmit port. Where the trace bin-by-bin of each transmit port summing can be performed. (i.e., in the first spectral bin of output 1 is summed with that in the first spectral bin of output 2 and that from the first spectral bin of output 3, and so on up to the NTX output to obtain the value for the first frequency bin of the summed spectrum.). Add up the amplitude (power) values for the different transmit chains and use this as the new data trace. | | | |
| <input type="checkbox"/> Option 2: Measure and sum spectral maxima across the outputs. With this technique, spectra are measured at each output of the device at the required resolution bandwidth. The maximum value (peak) of each spectrum is determined. These maximum values are then summed mathematically in linear power units across the outputs. These operations shall be performed separately over frequency spans that have different out-of-band or spurious emission limits, | | | |
| <input type="checkbox"/> Option 3: Measure and add 10 log(N) dB, where N is the number of transmit chains. Refer as FCC KDB 662911, In-band power spectral density (PSD). Performed at each transmit chains and each transmit chains shall be compared with the limit have been reduced with 10 log(N). Or each transmit chains shall be add 10 log(N) to compared with the limit. | | | |

3.4.4 Test Setup



3.4.5 Test Result of Power Spectral Density

Refer as Appendix D

3.5 Emissions in Non-restricted Frequency Bands

3.5.1 Emissions in Non-restricted Frequency Bands Limit

| Un-restricted Band Emissions Limit | |
|------------------------------------|-------------|
| RF output power procedure | Limit (dBc) |
| Peak output power procedure | 20 |
| Average output power procedure | 30 |

Note 1: If the peak output power procedure is used to measure the fundamental emission power to demonstrate compliance to requirements, then the peak conducted output power measured within any 100 kHz outside the authorized frequency band shall be attenuated by at least 20 dB relative to the maximum measured in-band peak PSD level.

Note 2: If the average output power procedure is used to measure the fundamental emission power to demonstrate compliance to requirements, then the power in any 100 kHz outside of the authorized frequency band shall be attenuated by at least 30 dB relative to the maximum measured in-band average PSD level.

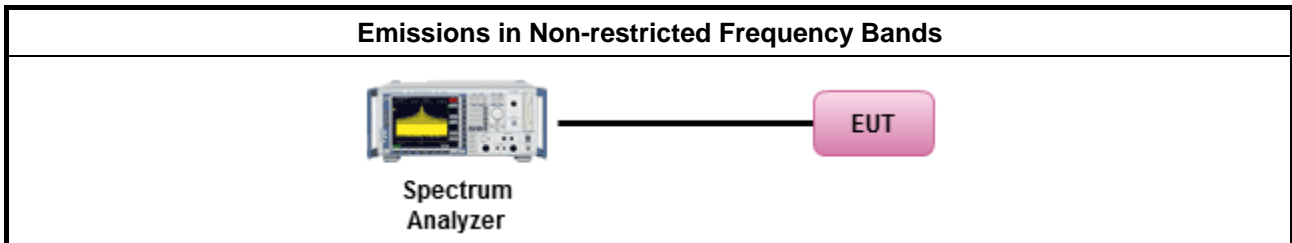
3.5.2 Measuring Instruments

Refer a test equipment and calibration data table in this test report.

3.5.3 Test Procedures

| Test Method |
|---|
| <ul style="list-style-type: none"> Refer as FCC KDB 558074, clause 8.5 for unwanted emissions into non-restricted bands. |

3.5.4 Test Setup



3.5.5 Test Result of Emissions in Non-restricted Frequency Bands

Refer as Appendix E



3.6 Emissions in Restricted Frequency Bands

3.6.1 Emissions in Restricted Frequency Bands Limit

| Restricted Band Emissions Limit | | | |
|---------------------------------|-----------------------|-------------------------|----------------------|
| Frequency Range (MHz) | Field Strength (uV/m) | Field Strength (dBuV/m) | Measure Distance (m) |
| 0.009~0.490 | 2400/F(kHz) | 48.5 - 13.8 | 300 |
| 0.490~1.705 | 24000/F(kHz) | 33.8 - 23 | 30 |
| 1.705~30.0 | 30 | 29 | 30 |
| 30~88 | 100 | 40 | 3 |
| 88~216 | 150 | 43.5 | 3 |
| 216~960 | 200 | 46 | 3 |
| Above 960 | 500 | 54 | 3 |

Note 1: Test distance for frequencies at or above 30 MHz, measurements may be performed at a distance other than the limit distance provided they are not performed in the near field and the emissions to be measured can be detected by the measurement equipment. When performing measurements at a distance other than that specified, the results shall be extrapolated to the specified distance using an extrapolation factor of 20 dB/decade (inverse of linear distance for field-strength measurements, inverse of linear distance-squared for power-density measurements).

Note 2: Test distance for frequencies at below 30 MHz, measurements may be performed at a distance closer than the EUT limit distance; however, an attempt should be made to avoid making measurements in the near field. When performing measurements below 30 MHz at a closer distance than the limit distance, the results shall be extrapolated to the specified distance by either making measurements at a minimum of two or more distances on at least one radial to determine the proper extrapolation factor or by using the square of an inverse linear distance extrapolation factor (40 dB/decade). The test report shall specify the extrapolation method used to determine compliance of the EUT.

Note 3: Using the distance of 1m during the test for above 18 GHz, and the test value to correct for the distance factor at 3m.

3.6.2 Measuring Instruments

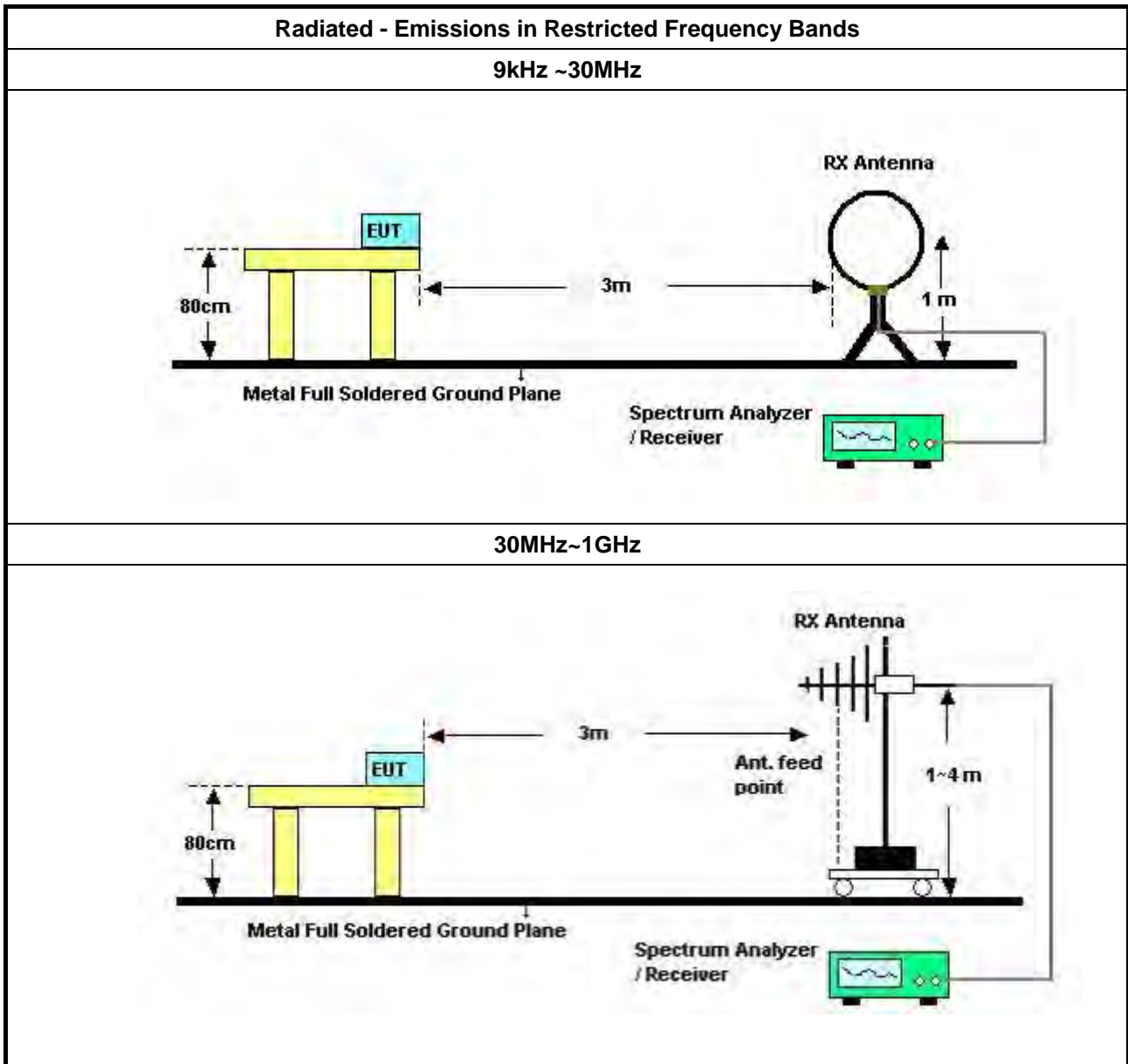
Refer a test equipment and calibration data table in this test report.

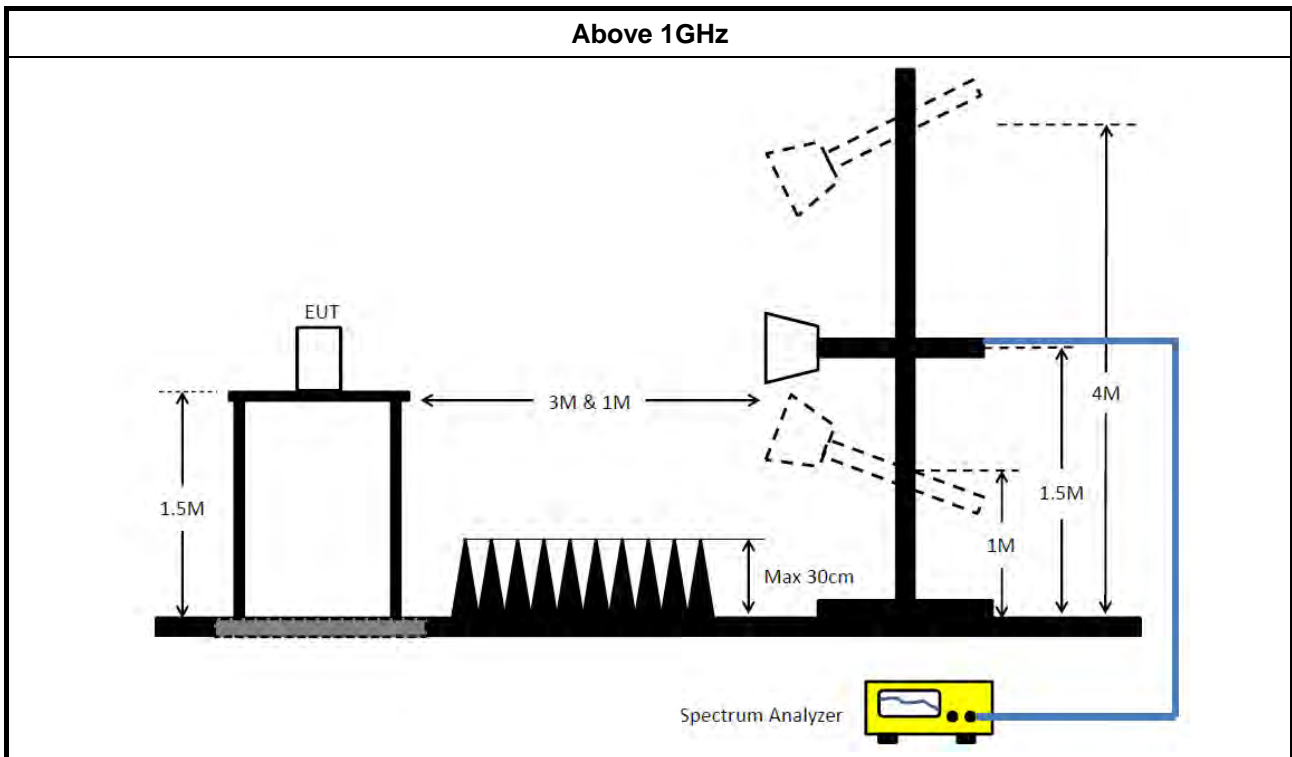


3.6.3 Test Procedures

| Test Method | |
|---|--|
| <ul style="list-style-type: none"> ▪ The average emission levels shall be measured in [duty cycle \geq 98 or duty factor]. | |
| <ul style="list-style-type: none"> ▪ Refer as ANSI C63.10, clause 6.10.3 band-edge testing shall be performed at the lowest frequency channel and highest frequency channel within the allowed operating band. | |
| <ul style="list-style-type: none"> ▪ For the transmitter unwanted emissions shall be measured using following options below: | |
| | <ul style="list-style-type: none"> ▪ Refer as FCC KDB 558074, clause 8.6 for unwanted emissions into restricted bands. |
| <input type="checkbox"/> | Refer as FCC KDB 558074, clause 8.6 & C63.10 clause 11.12.2.5.1(trace averaging for duty cycle \geq 98%). |
| <input type="checkbox"/> | Refer as FCC KDB 558074, clause 8.6 & C63.10 clause 11.12.2.5.2(trace averaging + duty factor). |
| <input checked="" type="checkbox"/> | Refer as FCC KDB 558074, clause 8.6 & C63.10 clause 11.12.2.5.3(Reduced VBW \geq 1/T). |
| <input type="checkbox"/> | Refer as ANSI C63.10, clause 11.12.2.5.3 (Reduced VBW). VBW \geq 1/T, where T is pulse time. |
| <input type="checkbox"/> | Refer as ANSI C63.10, clause 7.5 average value of pulsed emissions. |
| <input checked="" type="checkbox"/> | Refer as FCC KDB 558074, clause 8.6 & C63.10 clause 11.12.2.4 measurement procedure peak limit. |
| <ul style="list-style-type: none"> ▪ For the transmitter band-edge emissions shall be measured using following options below: | |
| | <ul style="list-style-type: none"> ▪ Refer as FCC KDB 558074 clause 8.7 & C63.10 clause 11.13.1, When the performing peak or average radiated measurements, emissions within 2 MHz of the authorized band edge may be measured using the marker-delta method described below. |
| | <ul style="list-style-type: none"> ▪ Refer as FCC KDB 558074, clause 8.7 (ANSI C63.10, clause 6.10.6) for marker-delta method for band-edge measurements. |
| | <ul style="list-style-type: none"> ▪ Refer as FCC KDB 558074, clause 8.7 for narrower resolution bandwidth (100kHz) using the band power and summing the spectral levels (i.e., 1 MHz). |
| | <ul style="list-style-type: none"> ▪ For conducted unwanted emissions into restricted bands (absolute emission limits). Devices with multiple transmit chains using options given below: (1) Measure and sum the spectra across the outputs or (2) Measure and add 10 log(N) dB |
| | <ul style="list-style-type: none"> ▪ For FCC KDB 662911 The methodology described here may overestimate array gain, thereby resulting in apparent failures to satisfy the out-of-band limits even if the device is actually compliant. In such cases, compliance may be demonstrated by performing radiated tests around the frequencies at which the apparent failures occurred. |

3.6.4 Test Setup





3.6.5 Measurement Results Calculation

The measured Level is calculated using:

Corrected Reading: Antenna factor (AF) + Cable loss (CL) + Read level (Raw) - Preamp factor (PA)(if applicable) = Level.

3.6.6 Emissions in Restricted Frequency Bands (Below 30MHz)

There is a comparison data of both open-field test site and alternative test site - semi-Anechoic chamber according to KDB414788 Radiated Test Site, and the result came out very similar.

All amplitude of spurious emissions that are attenuated by more than 20 dB below the permissible value has no need to be reported.

The radiated emissions were investigated from 9 kHz or the lowest frequency generated within the device, up to the 10th harmonic or 40 GHz, whichever is appropriate.

3.6.7 Test Result of Emissions in Restricted Frequency Bands

Refer as Appendix F



4 Test Equipment and Calibration Data

| Instrument | Brand | Model No. | Serial No. | Characteristics | Calibration Date | Calibration Due Date | Remark |
|-----------------------------------|----------------|------------------|----------------|----------------------|------------------|----------------------|-----------------------|
| EMI Receiver | Agilent | N9038A | My52260123 | 9kHz ~ 8.4GHz | Mar. 03, 2021 | Mar. 02, 2022 | Conduction (CO01-CB) |
| LISN | F.C.C. | FCC-LISN-50-16-2 | 04083 | 150kHz ~ 100MHz | Jan. 06, 2021 | Jan. 05, 2022 | Conduction (CO01-CB) |
| LISN | Schwarzbeck | NSLK 8127 | 8127647 | 9kHz ~ 30MHz | Mar. 07, 2021 | Mar. 06, 2022 | Conduction (CO01-CB) |
| Pulse Limiter | Rohde&Schwarz | ESH3-Z2 | 100430 | 9kHz ~ 30MHz | Jan. 30, 2021 | Jan. 29, 2022 | Conduction (CO01-CB) |
| COND Cable | Woken | Cable | Low cable-CO01 | 9kHz ~ 30MHz | May 19, 2021 | May 18, 2022 | Conduction (CO01-CB) |
| Software | SPORTON | SENSE | V5.10 | - | N.C.R. | N.C.R. | Conduction (CO01-CB) |
| 10m Semi Anechoic Chamber NSA | TDK | SAC-10M | 10CH01-CB | 30MHz~1GHz 10m,3m | Jan. 28, 2021 | Jan. 27, 2022 | Radiation (10CH01-CB) |
| Pre-Amplifier | Agilent | 8447D | 2944A10783 | 9kHz ~ 1.3GHz | Mar. 11, 2021 | Mar. 10, 2022 | Radiation (10CH01-CB) |
| Pre-Amplifier | Agilent | 8447D | 2944A10784 | 9kHz ~ 1.3GHz | Mar. 11, 2021 | Mar. 10, 2022 | Radiation (10CH01-CB) |
| Low Cable | Woken | SUCOFLEX 104 | low cable-01 | 25MHz ~ 1GHz | Oct. 20, 2020 | Oct. 19, 2021 | Radiation (10CH01-CB) |
| Low Cable | Woken | SUCOFLEX 104 | low cable-01 | 25MHz ~ 1GHz | Oct. 19, 2021 | Oct. 18, 2022 | Radiation (10CH01-CB) |
| High Cable | Woken | SUCOFLEX 104 | low cable-02 | 25MHz ~ 1GHz | Oct. 20, 2020 | Oct. 19, 2021 | Radiation (10CH01-CB) |
| High Cable | Woken | SUCOFLEX 104 | low cable-02 | 25MHz ~ 1GHz | Oct. 19, 2021 | Oct. 18, 2022 | Radiation (10CH01-CB) |
| Bilog Antenna with 6dB Attenuator | Chase & EMCI | CBL6111A &N-6-06 | 1543 &AT-N0609 | 30MHz ~ 1GHz | Jul. 01, 2021 | Jun. 30, 2022 | Radiation (10CH01-CB) |
| EMI Test Receiver | Rohde&Schwarz | ESCI | 100186 | 9kHz ~ 3GHz | Jul. 12, 2021 | Jul. 11, 2022 | Radiation (10CH01-CB) |
| Spectrum Analyzer | Rohde&Schwarz | FSV30 | 101026 | 9kHz ~ 30GHz | Mar. 08, 2021 | Mar. 07, 2022 | Radiation (10CH01-CB) |
| Loop Antenna | Teseq | HLA 6120 | 24155 | 9kHz - 30 MHz | Apr. 14, 2021 | Apr. 13, 2022 | Radiation (10CH01-CB) |
| Software | SPORTON | SENSE | V5.10 | - | N.C.R. | N.C.R. | Radiation (10CH01-CB) |
| 3m Semi Anechoic Chamber VSWR | TDK | SAC-3M | 03CH04-CB | 1GHz ~18GHz 3m | Feb. 25, 2021 | Feb. 24, 2022 | Radiation (03CH04-CB) |
| Horn Antenna | ETS • Lindgren | 3115 | 00143147 | 750MHz~18GHz | Oct. 23, 2020 | Oct. 22, 2021 | Radiation (03CH04-CB) |
| Horn Antenna | SCHWARZBECK | BBHA 9170 | BBHA9170507 | 15GHz ~ 40GHz | Jun. 18, 2021 | Jun. 17, 2022 | Radiation (03CH04-CB) |



| Instrument | Brand | Model No. | Serial No. | Characteristics | Calibration Date | Calibration Due Date | Remark |
|-------------------------------|-------------|---------------|------------------|------------------|------------------|----------------------|-----------------------|
| Pre-Amplifier | Agilent | 83017A | MY53270063 | 0.5GHz ~ 26.5GHz | Jul. 12, 2021 | Jul. 11, 2022 | Radiation (03CH04-CB) |
| Pre-Amplifier | MITEQ | TTA1840-35-HG | 1864479 | 18GHz ~ 40GHz | Jul. 13, 2021 | Jul. 12, 2022 | Radiation (03CH04-CB) |
| Spectrum Analyzer | R&S | FSP40 | 100142 | 9kHz~40GHz | Feb. 19, 2021 | Feb. 18, 2022 | Radiation (03CH04-CB) |
| RF Cable-high | Woken | RG402 | High Cable-21 | 1GHz - 18GHz | Oct. 05, 2020 | Oct. 04, 2021 | Radiation (03CH04-CB) |
| RF Cable-high | Woken | RG402 | High Cable-21+67 | 1GHz - 18GHz | Nov. 05, 2020 | Nov. 04, 2021 | Radiation (03CH04-CB) |
| RF Cable-high | Woken | RG402 | High Cable-40G#1 | 18GHz ~ 40 GHz | Jul. 15, 2021 | Jul. 14, 2022 | Radiation (03CH04-CB) |
| RF Cable-high | Woken | RG402 | High Cable-40G#2 | 18GHz ~ 40 GHz | Jul. 15, 2021 | Jul. 14, 2022 | Radiation (03CH04-CB) |
| Test Software | SPORTON | SENSE | V5.10 | - | N.C.R. | N.C.R. | Radiation (03CH04-CB) |
| 3m Semi Anechoic Chamber VSWR | TDK | SAC-3M | 03CH06-CB | 1GHz ~18GHz 3m | Oct. 02, 2020 | Oct. 01, 2021 | Radiation (03CH06-CB) |
| Horn Antenna | SCHWARZBECK | BBHA 9120 D | BBHA 9120 D 1370 | 1GHz~18GHz | Sep. 21, 2020 | Sep. 20, 2021 | Radiation (03CH06-CB) |
| Horn Antenna | SCHWARZBECK | BBHA 9170 | BBHA9170507 | 15GHz ~ 40GHz | Jun. 18, 2021 | Jun. 17, 2022 | Radiation (03CH06-CB) |
| Pre-Amplifier | Agilent | 83017A | MY53270064 | 0.5GHz ~ 26.5GHz | May 06, 2021 | May 05, 2022 | Radiation (03CH06-CB) |
| Pre-Amplifier | MITEQ | TTA1840-35-HG | 1864479 | 18GHz ~ 40GHz | Jul. 13, 2021 | Jul. 12, 2022 | Radiation (03CH06-CB) |
| Spectrum analyzer | R&S | FSP40 | 100080 | 9kHz~40GHz | Dec. 15, 2020 | Dec. 14, 2021 | Radiation (03CH06-CB) |
| RF Cable-high | Woken | RG402 | High Cable-05 | 1GHz~18GHz | Oct. 05, 2020 | Oct. 04, 2021 | Radiation (03CH06-CB) |
| RF Cable-high | Woken | RG402 | High Cable-05+24 | 1GHz~18GHz | Oct. 05, 2020 | Oct. 04, 2021 | Radiation (03CH06-CB) |
| RF Cable-high | Woken | RG402 | High Cable-40G#1 | 18GHz ~ 40 GHz | Jul. 15, 2021 | Jul. 14, 2022 | Radiation (03CH06-CB) |
| RF Cable-high | Woken | RG402 | High Cable-40G#2 | 18GHz ~ 40 GHz | Jul. 15, 2021 | Jul. 14, 2022 | Radiation (03CH06-CB) |
| Test Software | SPORTON | SENSE | V5.10 | - | N.C.R. | N.C.R. | Radiation (03CH06-CB) |
| Spectrum analyzer | R&S | FSV40 | 100979 | 9kHz~40GHz | May 21, 2021 | May 20, 2022 | Conducted (TH01-CB) |
| RF Cable-high | Woken | RG402 | High Cable-06 | 1 GHz – 26.5 GHz | Oct. 05, 2020 | Oct. 04, 2021 | Conducted (TH01-CB) |
| RF Cable-high | Woken | RG402 | High Cable-07 | 1 GHz –26.5 GHz | Oct. 05, 2020 | Oct. 04, 2021 | Conducted (TH01-CB) |
| RF Cable-high | Woken | RG402 | High Cable-08 | 1 GHz –26.5 GHz | Oct. 05, 2020 | Oct. 04, 2021 | Conducted (TH01-CB) |



| Instrument | Brand | Model No. | Serial No. | Characteristics | Calibration Date | Calibration Due Date | Remark |
|---------------|---------|-----------|---------------|-----------------|------------------|----------------------|---------------------|
| RF Cable-high | Woken | RG402 | High Cable-09 | 1 GHz –26.5 GHz | Oct. 05, 2020 | Oct. 04, 2021 | Conducted (TH01-CB) |
| RF Cable-high | Woken | RG402 | High Cable-10 | 1 GHz –26.5 GHz | Oct. 05, 2020 | Oct. 04, 2021 | Conducted (TH01-CB) |
| RF Cable-high | Woken | RG402 | High Cable-30 | 1 GHz –26.5 GHz | Oct. 05, 2020 | Oct. 04, 2021 | Conducted (TH01-CB) |
| Power Sensor | Agilent | E9327A | US40442088 | 50MHz~18GHz | Feb. 23, 2021 | Feb. 22, 2022 | Conducted (TH01-CB) |
| Power Meter | Agilent | E4416A | GB41291199 | 50MHz~18GHz | Feb. 23, 2021 | Feb. 22, 2022 | Conducted (TH01-CB) |
| Test Software | SPORTON | SENSE | V5.10 | - | N.C.R. | N.C.R. | Conducted (TH01-CB) |

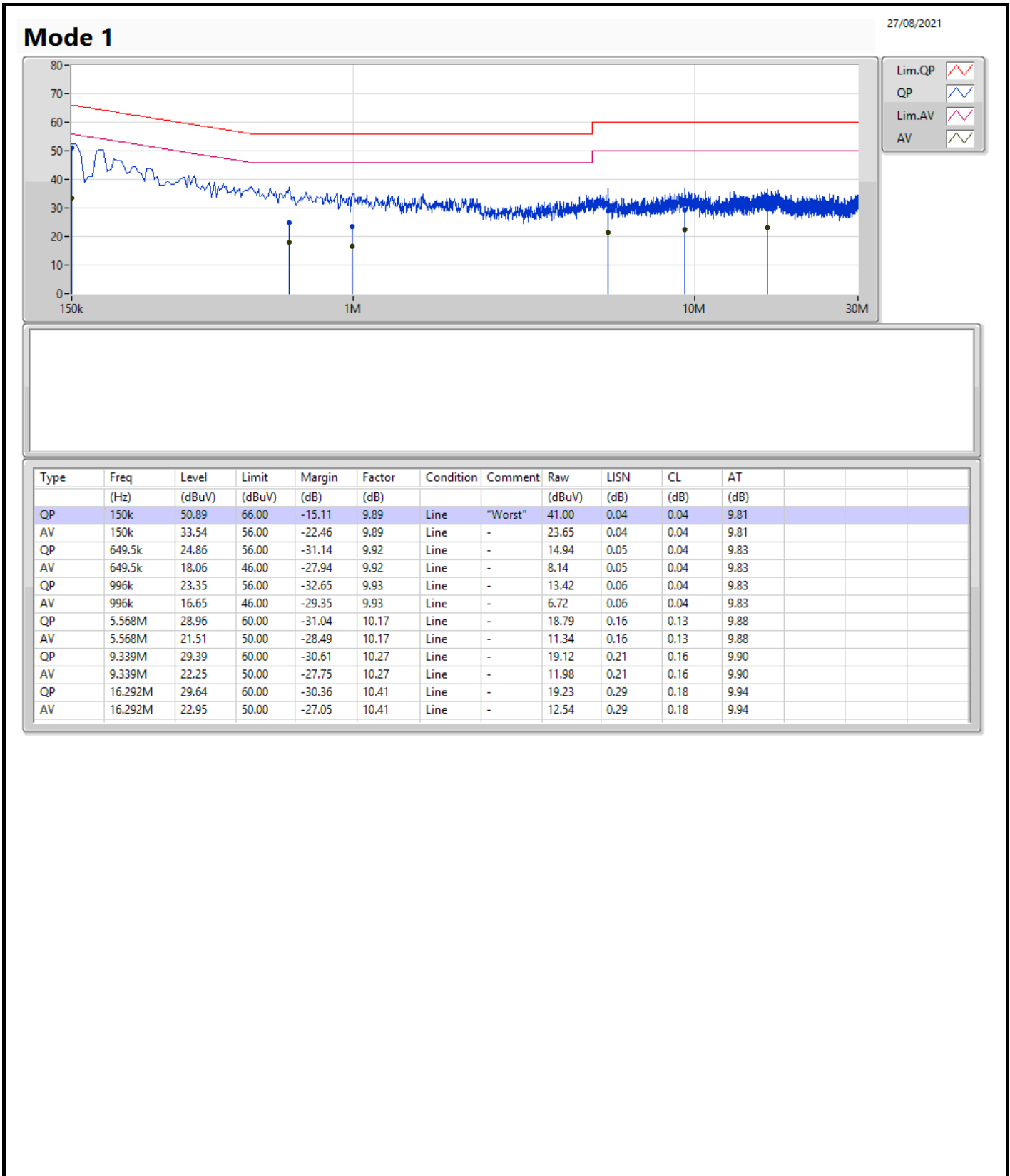
Note: Calibration Interval of instruments listed above is one year.

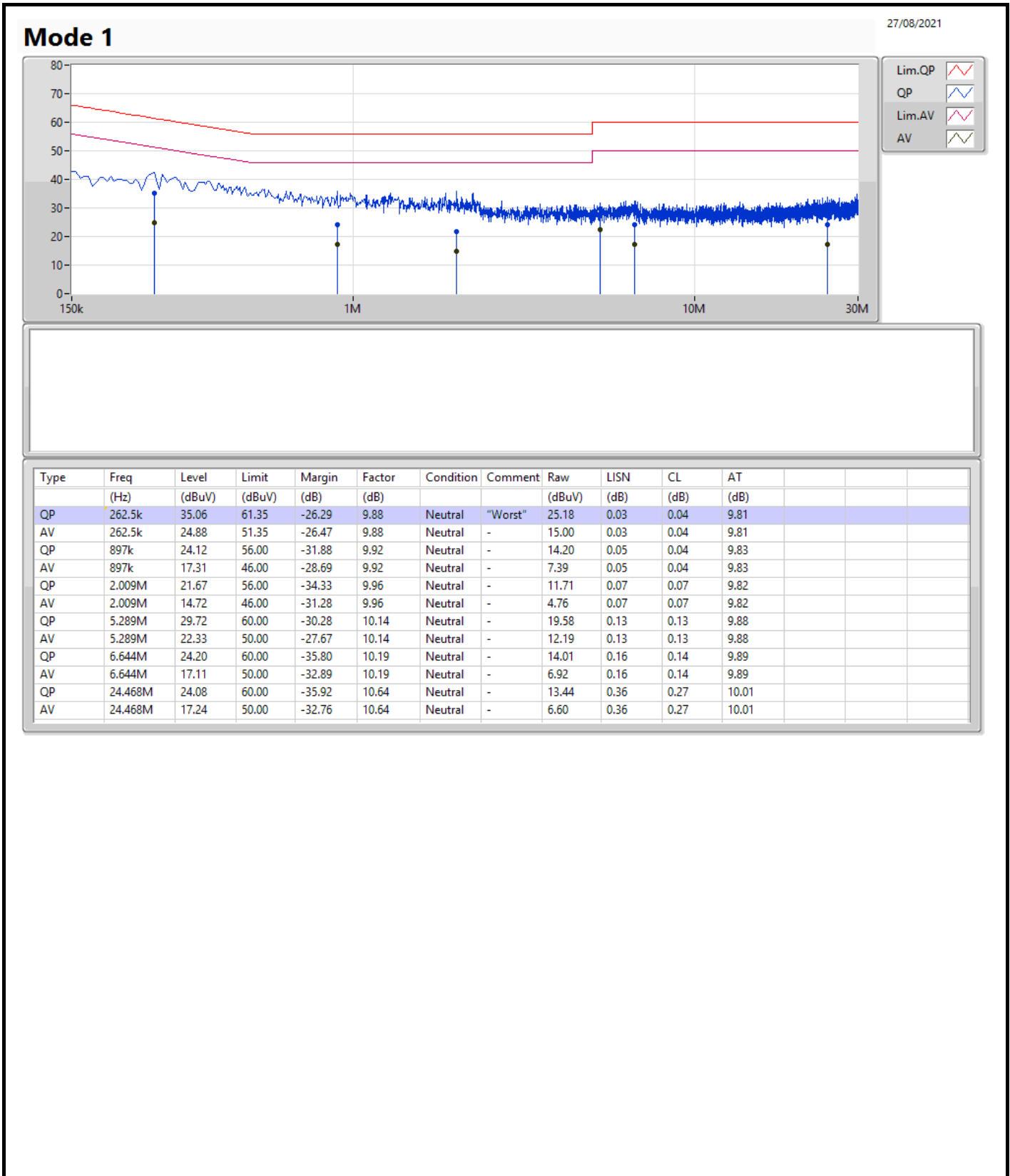
N.C.R. means Non-Calibration required.



Summary

| Mode | Result | Type | Freq (Hz) | Level (dBuV) | Limit (dBuV) | Margin (dB) | Condition |
|--------|--------|------|-----------|--------------|--------------|-------------|-----------|
| Mode 1 | Pass | QP | 150k | 50.89 | 66.00 | -15.11 | Line |





Summary

| Mode | Max-N dB (Hz) | Max-OBW (Hz) | ITU-Code | Min-N dB (Hz) | Min-OBW (Hz) |
|--------------------------------|------------------|-----------------|----------|------------------|-----------------|
| 2.4-2.4835GHz | - | - | - | - | - |
| 802.11b_Nss1,(1Mbps)_2TX | 8M | 13.793M | 13M8G1D | 7.025M | 12.894M |
| 802.11g_Nss1,(6Mbps)_2TX | 16.3M | 16.892M | 16M9D1D | 15.925M | 16.442M |
| 802.11ax HEW20_Nss1,(MCS0)_2TX | 18.875M | 19.115M | 19M1D1D | 18.5M | 18.916M |
| 802.11ax HEW40_Nss1,(MCS0)_2TX | 37.8M | 37.931M | 37M9D1D | 37.3M | 37.781M |

Max-N dB = Maximum 6dB down bandwidth; Max-OBW = Maximum 99% occupied bandwidth;
 Min-N dB = Minimum 6dB down bandwidth; Min-OBW = Minimum 99% occupied bandwidth

Result

| Mode | Result | Limit (Hz) | Port 1-N dB (Hz) | Port 1-OBW (Hz) | Port 2-N dB (Hz) | Port 2-OBW (Hz) |
|--------------------------------|--------|------------|------------------|-----------------|------------------|-----------------|
| 802.11b_Nss1,(1Mbps)_2TX | - | - | - | - | - | - |
| 2412MHz | Pass | 500k | 7.525M | 13.018M | 8M | 13.793M |
| 2437MHz | Pass | 500k | 7.55M | 13.093M | 7.025M | 12.894M |
| 2462MHz | Pass | 500k | 7.55M | 13.168M | 7.525M | 13.118M |
| 802.11g_Nss1,(6Mbps)_2TX | - | - | - | - | - | - |
| 2412MHz | Pass | 500k | 16.05M | 16.442M | 16.3M | 16.467M |
| 2437MHz | Pass | 500k | 16.05M | 16.892M | 16.275M | 16.617M |
| 2462MHz | Pass | 500k | 16.3M | 16.467M | 15.925M | 16.467M |
| 802.11ax HEW20_Nss1,(MCS0)_2TX | - | - | - | - | - | - |
| 2412MHz | Pass | 500k | 18.7M | 18.916M | 18.875M | 18.941M |
| 2437MHz | Pass | 500k | 18.7M | 19.115M | 18.5M | 19.065M |
| 2462MHz | Pass | 500k | 18.85M | 18.966M | 18.825M | 18.941M |
| 802.11ax HEW40_Nss1,(MCS0)_2TX | - | - | - | - | - | - |
| 2422MHz | Pass | 500k | 37.8M | 37.931M | 37.5M | 37.931M |
| 2437MHz | Pass | 500k | 37.65M | 37.931M | 37.3M | 37.781M |
| 2452MHz | Pass | 500k | 37.7M | 37.931M | 37.6M | 37.881M |

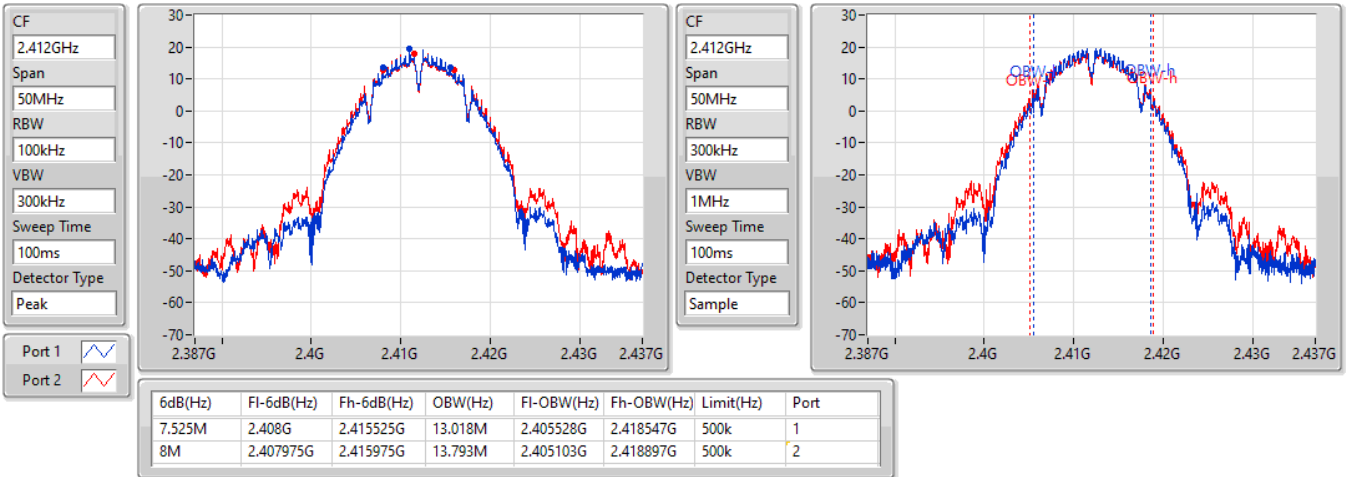
Port X-N dB = Port X 6dB down bandwidth;
 Port X-OBW = Port X 99% occupied bandwidth

802.11b_Nss1,(1Mbps)_2TX

EBW

2412MHz

14/08/2021

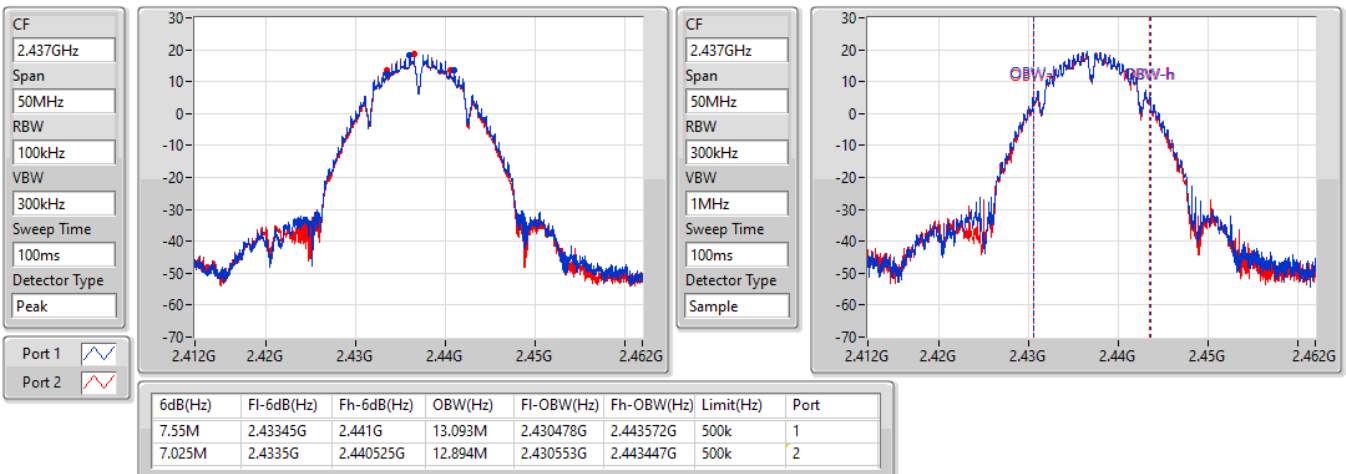


802.11b_Nss1,(1Mbps)_2TX

EBW

2437MHz

14/08/2021

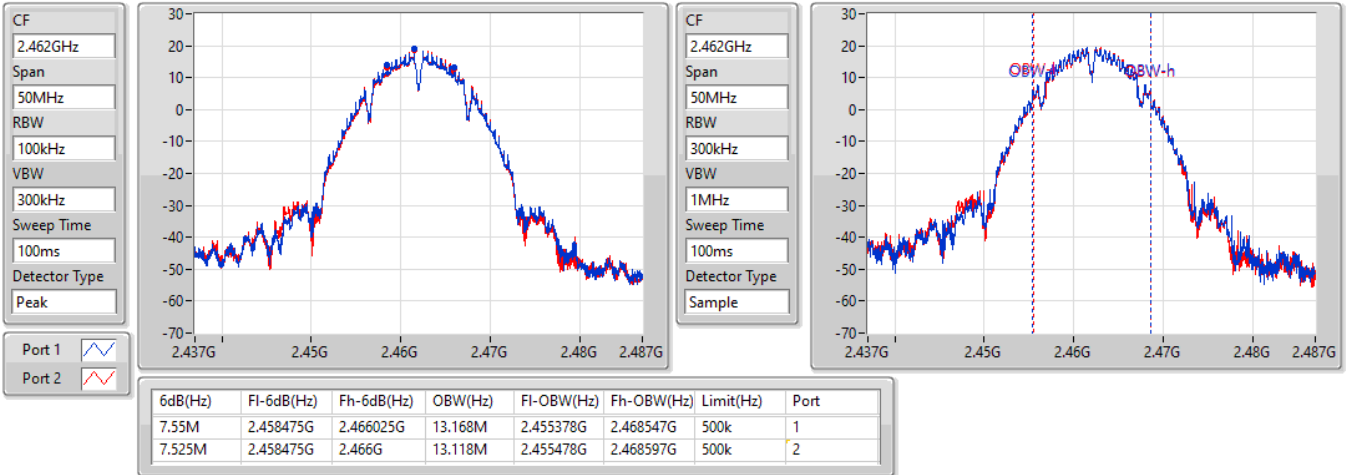


802.11b_Nss1,(1Mbps)_2TX

EBW

2462MHz

14/08/2021

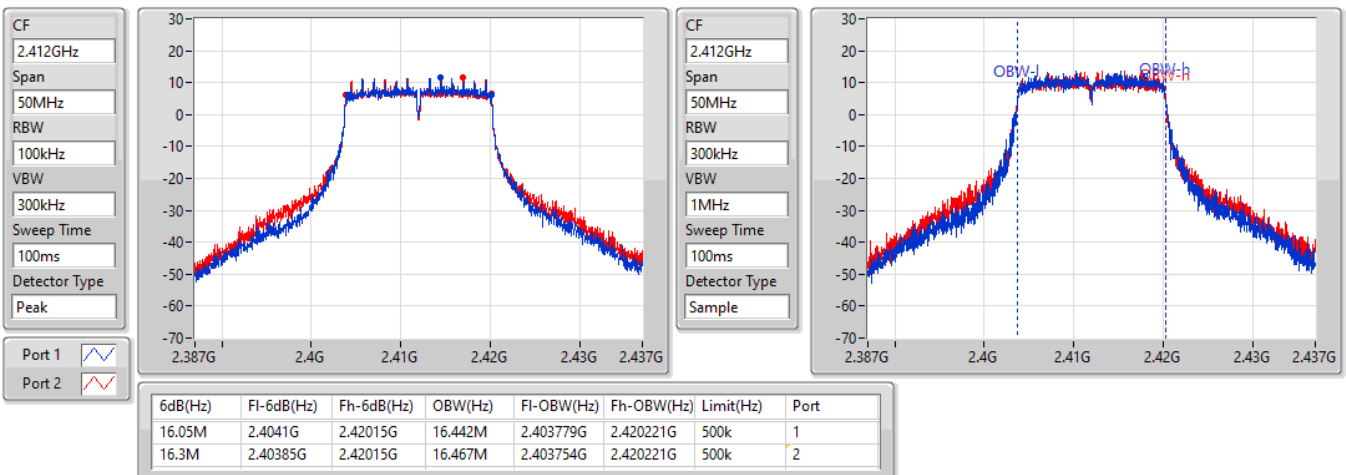


802.11g_Nss1,(6Mbps)_2TX

EBW

2412MHz

14/08/2021

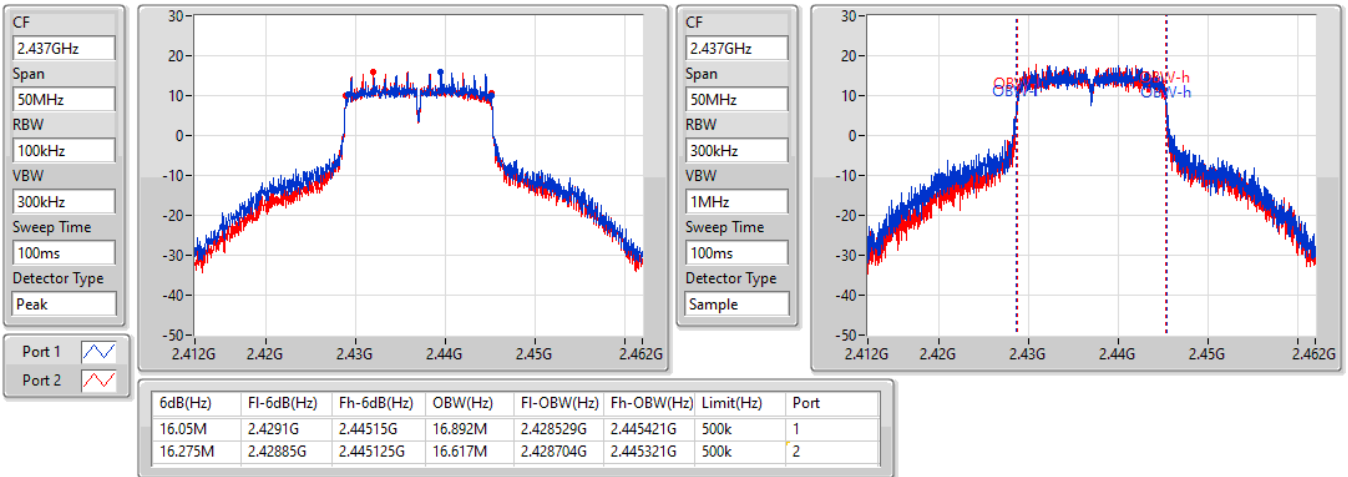


802.11g_Nss1,(6Mbps)_2TX

EBW

2437MHz

14/08/2021

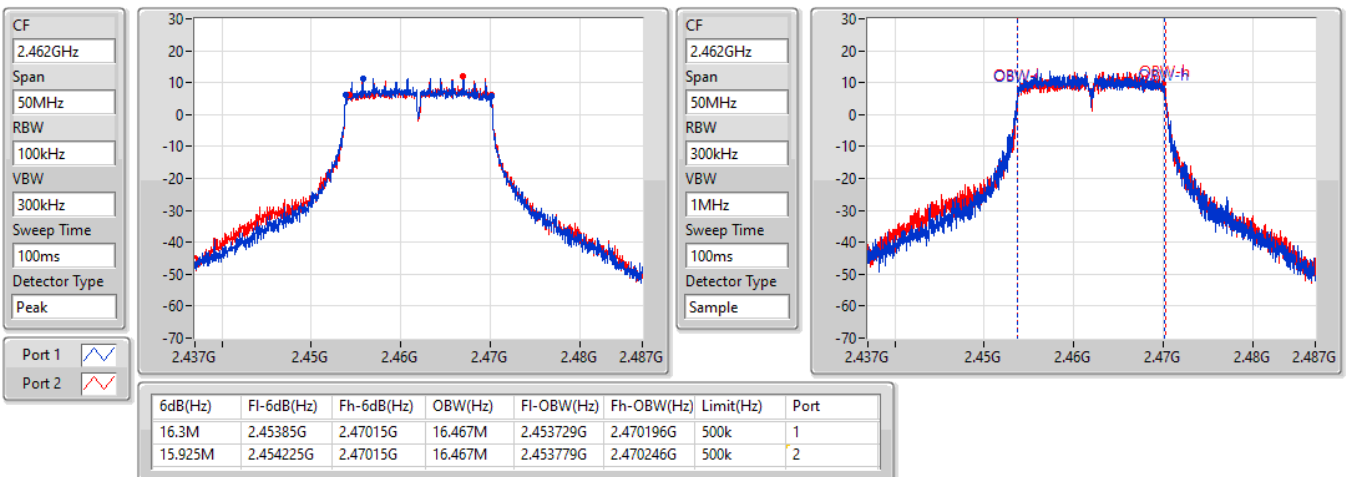


802.11g_Nss1,(6Mbps)_2TX

EBW

2462MHz

14/08/2021

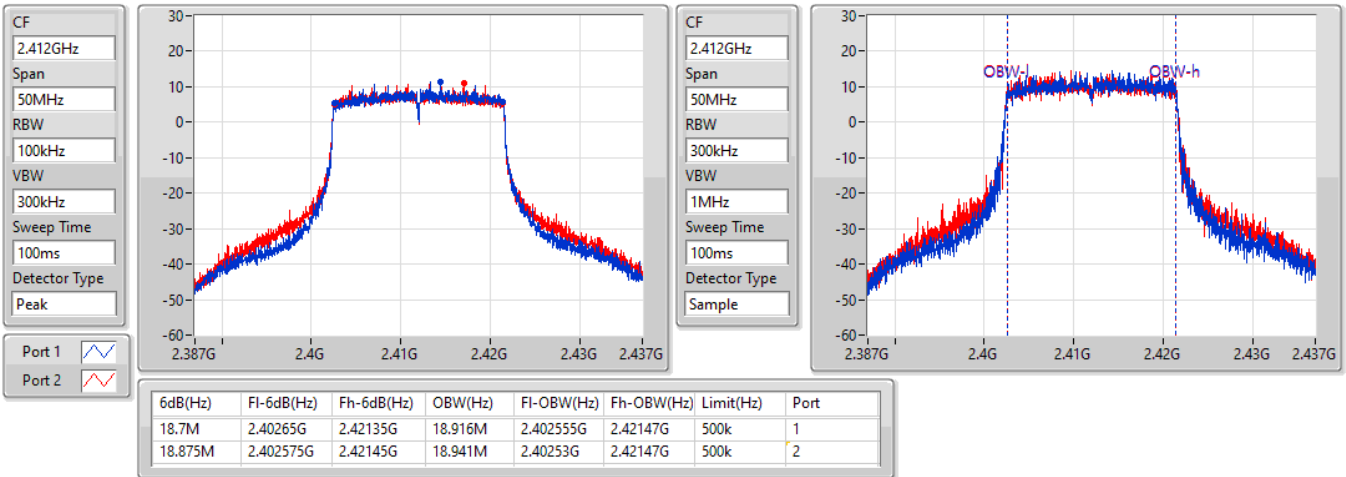


802.11ax HEW20_Nss1,(MCS0)_2TX

EBW

2412MHz

14/08/2021

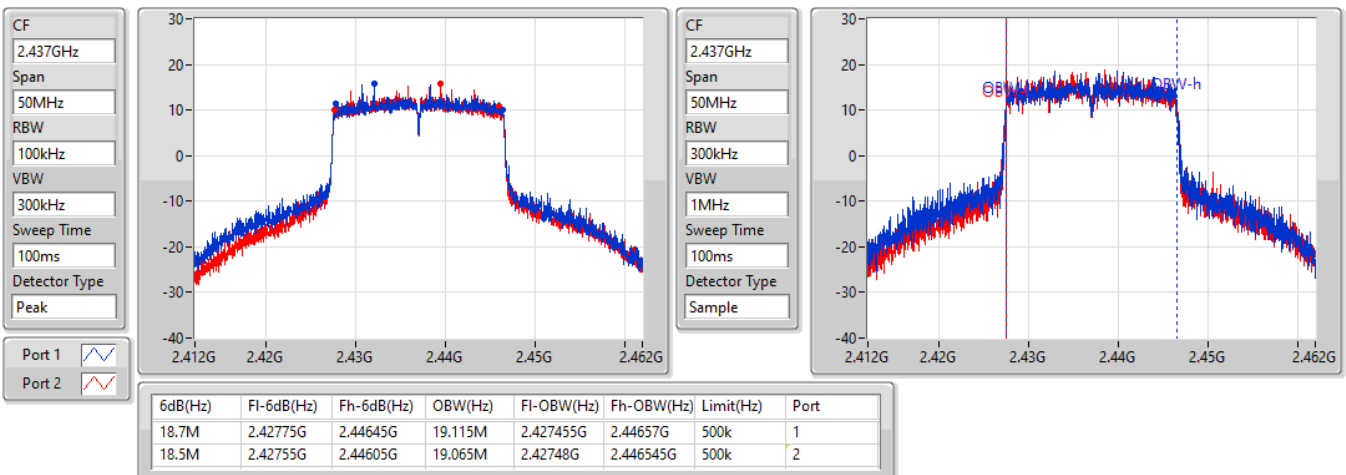


802.11ax HEW20_Nss1,(MCS0)_2TX

EBW

2437MHz

14/08/2021

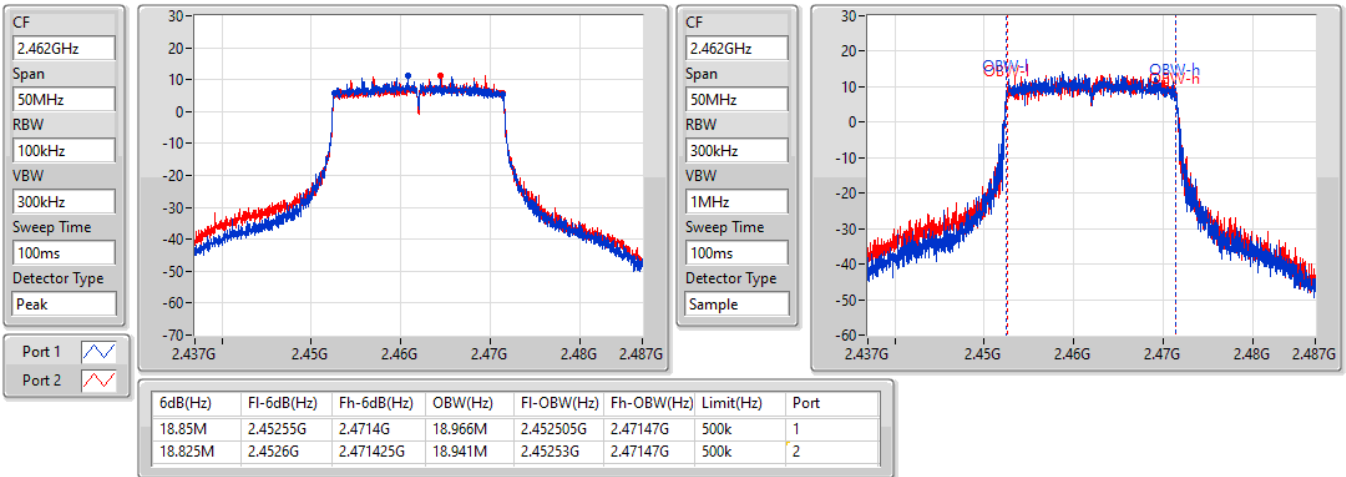


802.11ax HEW20_Nss1,(MCS0)_2TX

EBW

2462MHz

14/08/2021

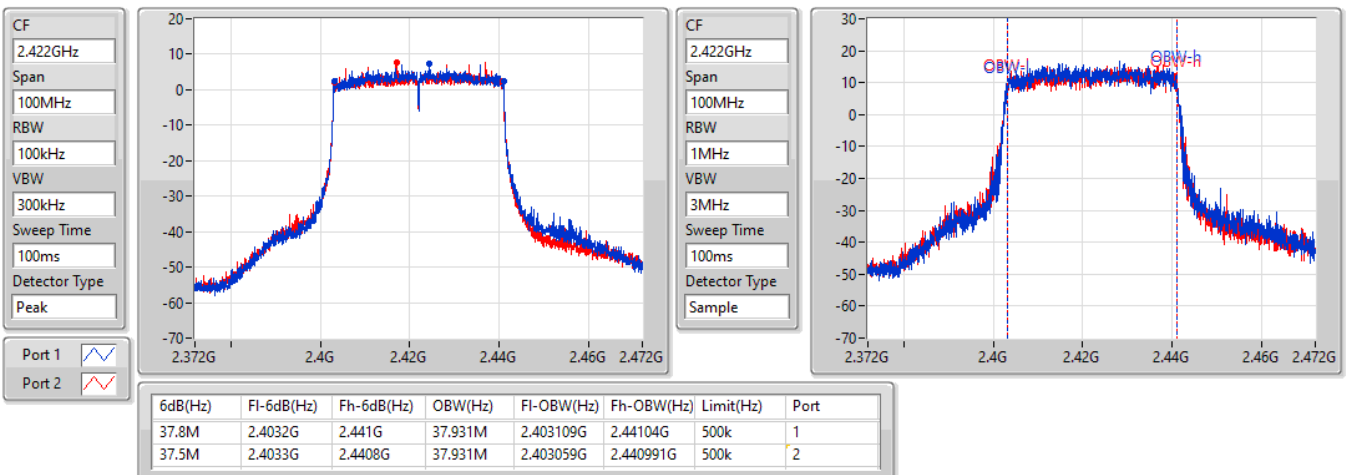


802.11ax HEW40_Nss1,(MCS0)_2TX

EBW

2422MHz

14/08/2021

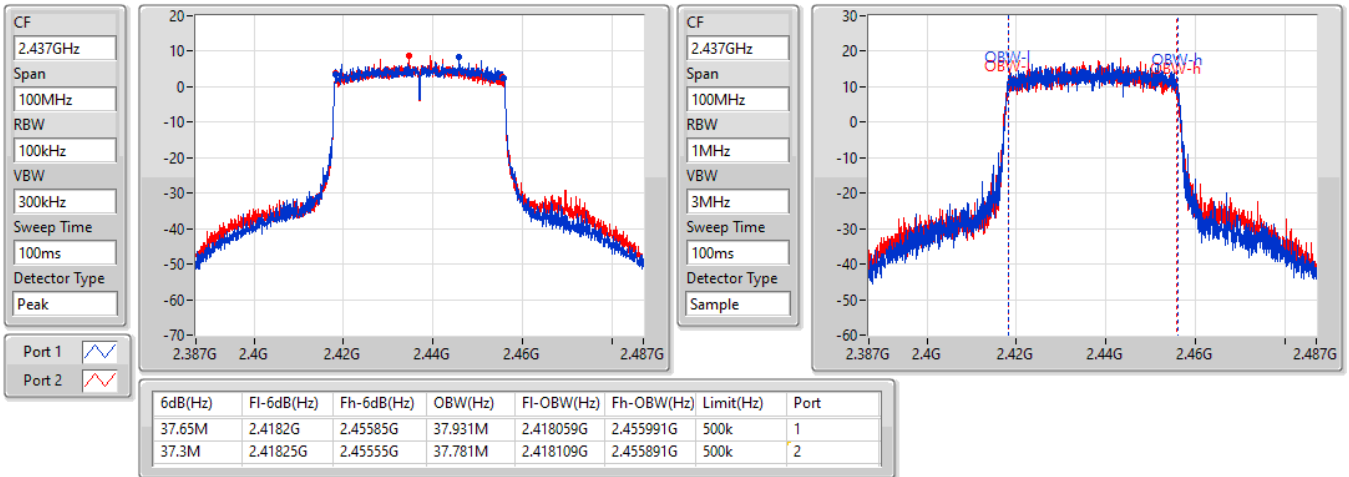


802.11ax HEW40_Nss1,(MCS0)_2TX

EBW

2437MHz

14/08/2021

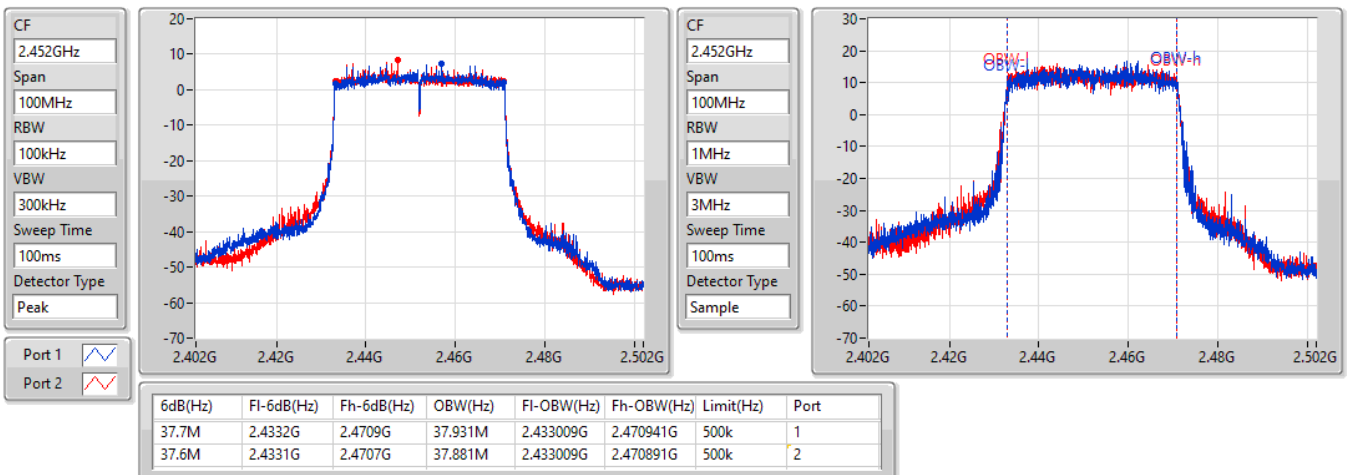


802.11ax HEW40_Nss1,(MCS0)_2TX

EBW

2452MHz

14/08/2021





Summary

| Mode | Total Power (dBm) | Total Power (W) |
|--------------------------------|-------------------|-----------------|
| 2.4-2.4835GHz | - | - |
| 802.11b_Nss1,(1Mbps)_2TX | 29.92 | 0.98175 |
| 802.11g_Nss1,(6Mbps)_2TX | 29.66 | 0.92470 |
| 802.11ax HEW20_Nss1,(MCS0)_2TX | 29.74 | 0.94189 |
| 802.11ax HEW40_Nss1,(MCS0)_2TX | 25.77 | 0.37757 |



Result

| Mode | Result | DG (dBi) | Port 1 (dBm) | Port 2 (dBm) | Total Power (dBm) | Power Limit (dBm) |
|--------------------------------|--------|----------|--------------|--------------|-------------------|-------------------|
| 802.11b_Nss1,(1Mbps)_2TX | - | - | - | - | - | - |
| 2412MHz | Pass | 2.20 | 26.95 | 26.74 | 29.86 | 30.00 |
| 2437MHz | Pass | 2.20 | 26.84 | 26.97 | 29.92 | 30.00 |
| 2462MHz | Pass | 2.20 | 26.83 | 26.90 | 29.88 | 30.00 |
| 802.11g_Nss1,(6Mbps)_2TX | - | - | - | - | - | - |
| 2412MHz | Pass | 2.20 | 22.69 | 22.43 | 25.57 | 30.00 |
| 2417MHz | Pass | 2.20 | 23.41 | 23.45 | 26.44 | 30.00 |
| 2437MHz | Pass | 2.20 | 26.72 | 26.58 | 29.66 | 30.00 |
| 2457MHz | Pass | 2.20 | 23.66 | 23.22 | 26.46 | 30.00 |
| 2462MHz | Pass | 2.20 | 22.65 | 22.56 | 25.62 | 30.00 |
| 802.11ax HEW20_Nss1,(MCS0)_2TX | - | - | - | - | - | - |
| 2412MHz | Pass | 2.20 | 22.80 | 22.67 | 25.75 | 30.00 |
| 2417MHz | Pass | 2.20 | 23.33 | 23.12 | 26.24 | 30.00 |
| 2437MHz | Pass | 2.20 | 26.79 | 26.66 | 29.74 | 30.00 |
| 2457MHz | Pass | 2.20 | 23.22 | 22.97 | 26.11 | 30.00 |
| 2462MHz | Pass | 2.20 | 22.74 | 22.65 | 25.71 | 30.00 |
| 802.11ax HEW40_Nss1,(MCS0)_2TX | - | - | - | - | - | - |
| 2422MHz | Pass | 2.20 | 22.06 | 21.84 | 24.96 | 30.00 |
| 2437MHz | Pass | 2.20 | 22.89 | 22.62 | 25.77 | 30.00 |
| 2452MHz | Pass | 2.20 | 21.77 | 21.88 | 24.84 | 30.00 |

DG = Directional Gain; Port X = Port X output power



Summary

| Mode | Total Power (dBm) | Total Power (W) |
|-----------------------------------|-------------------|-----------------|
| 2.4-2.4835GHz | - | - |
| 802.11ax HEW20-BF_Nss1,(MCS0)_2TX | 29.74 | 0.94189 |
| 802.11ax HEW40-BF_Nss1,(MCS0)_2TX | 25.77 | 0.37757 |



Result

| Mode | Result | DG (dBi) | Port 1 (dBm) | Port 2 (dBm) | Total Power (dBm) | Power Limit (dBm) |
|-----------------------------------|--------|----------|--------------|--------------|-------------------|-------------------|
| 802.11ax HEW20-BF_Nss1,(MCS0)_2TX | - | - | - | - | - | - |
| 2412MHz | Pass | 5.01 | 22.8 | 22.67 | 25.75 | 30.00 |
| 2417MHz | Pass | 5.01 | 23.33 | 23.12 | 26.24 | 30.00 |
| 2437MHz | Pass | 5.01 | 26.79 | 26.66 | 29.74 | 30.00 |
| 2457MHz | Pass | 5.01 | 23.22 | 22.97 | 26.11 | 30.00 |
| 2462MHz | Pass | 5.01 | 22.74 | 22.65 | 25.71 | 30.00 |
| 802.11ax HEW40-BF_Nss1,(MCS0)_2TX | - | - | - | - | - | - |
| 2422MHz | Pass | 5.01 | 22.06 | 21.84 | 24.96 | 30.00 |
| 2437MHz | Pass | 5.01 | 22.89 | 22.62 | 25.77 | 30.00 |
| 2452MHz | Pass | 5.01 | 21.77 | 21.88 | 24.84 | 30.00 |

DG = Directional Gain; Port X = Port X output power

Summary

| Mode | PD (dBm/RBW) |
|--------------------------------|-----------------|
| 2.4-2.4835GHz | - |
| 802.11b_Nss1,(1Mbps)_2TX | 5.71 |
| 802.11g_Nss1,(6Mbps)_2TX | 1.43 |
| 802.11ax HEW20_Nss1,(MCS0)_2TX | 3.08 |
| 802.11ax HEW40_Nss1,(MCS0)_2TX | -4.16 |

RBW = 3kHz;

Result

| Mode | Result | DG (dBi) | Port 1 (dBm/RBW) | Port 2 (dBm/RBW) | PD (dBm/RBW) | PD Limit (dBm/RBW) |
|--------------------------------|--------|----------|------------------|------------------|--------------|--------------------|
| 802.11b_Nss1,(1Mbps)_2TX | - | - | - | - | - | - |
| 2412MHz | Pass | 5.01 | 2.39 | 4.98 | 5.45 | 8.00 |
| 2437MHz | Pass | 5.01 | 2.87 | 2.68 | 5.71 | 8.00 |
| 2462MHz | Pass | 5.01 | 3.67 | 3.91 | 5.22 | 8.00 |
| 802.11g_Nss1,(6Mbps)_2TX | - | - | - | - | - | - |
| 2412MHz | Pass | 5.01 | -5.11 | -5.22 | -3.33 | 8.00 |
| 2437MHz | Pass | 5.01 | -1.55 | -0.88 | 1.43 | 8.00 |
| 2462MHz | Pass | 5.01 | -3.92 | -5.52 | -2.32 | 8.00 |
| 802.11ax HEW20_Nss1,(MCS0)_2TX | - | - | - | - | - | - |
| 2412MHz | Pass | 5.01 | -3.47 | -4.42 | -2.75 | 8.00 |
| 2437MHz | Pass | 5.01 | 0.36 | 0.97 | 3.08 | 8.00 |
| 2462MHz | Pass | 5.01 | -3.67 | -3.06 | -2.31 | 8.00 |
| 802.11ax HEW40_Nss1,(MCS0)_2TX | - | - | - | - | - | - |
| 2422MHz | Pass | 5.01 | -6.33 | -7.62 | -5.07 | 8.00 |
| 2437MHz | Pass | 5.01 | -6.63 | -4.82 | -4.16 | 8.00 |
| 2452MHz | Pass | 5.01 | -7.56 | -6.57 | -5.09 | 8.00 |

DG = Directional Gain; RBW = 3kHz;
 PD = trace bin-by-bin of each transmits port summing can be performed maximum power density; Port X = Port X Power Density;

802.11b_Nss1,(1Mbps)_2TX

PSD

2412MHz

14/08/2021

CF
2.412GHz

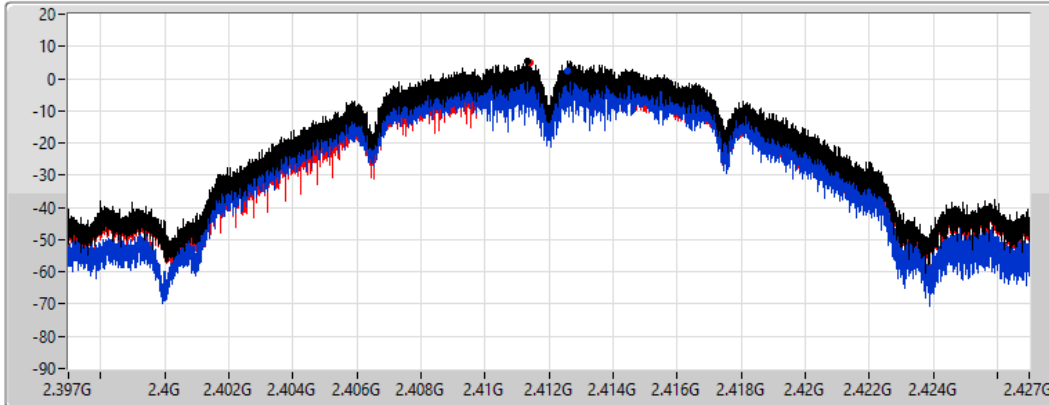
Span
30MHz


RBW
3kHz


VBW
10kHz


Sweep Time
4.424357ms

Detector Type
Peak



Sum 

Port 1 

Port 2 

| Sum | PD | Port 1 | Port 2 |
|-----------|-----------|-----------|-----------|
| (dBm/RBW) | (dBm/RBW) | (dBm/RBW) | (dBm/RBW) |
| 5.45 | 5.45 | 2.39 | 4.98 |

802.11b_Nss1,(1Mbps)_2TX

PSD

2437MHz

14/08/2021

CF
2.437GHz

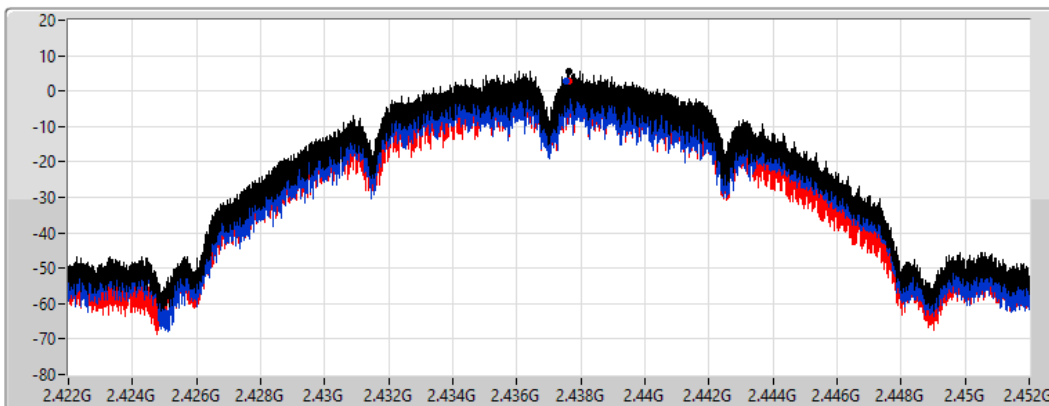
Span
30MHz


RBW
3kHz


VBW
10kHz


Sweep Time
4.424357ms

Detector Type
Peak



Sum 

Port 1 

Port 2 

| Sum | PD | Port 1 | Port 2 |
|-----------|-----------|-----------|-----------|
| (dBm/RBW) | (dBm/RBW) | (dBm/RBW) | (dBm/RBW) |
| 5.71 | 5.71 | 2.87 | 2.68 |

802.11b_Nss1,(1Mbps)_2TX

PSD

2462MHz

14/08/2021

CF
2.462GHz

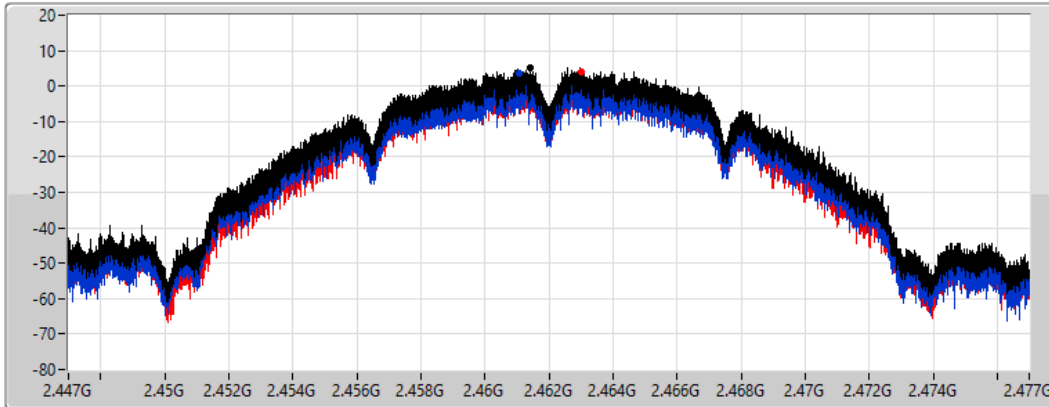
Span
30MHz


RBW
3kHz


VBW
10kHz


Sweep Time
4.424357ms

Detector Type
Peak



Sum 

Port 1 

Port 2 

| Sum | PD | Port 1 | Port 2 |
|-----------|-----------|-----------|-----------|
| (dBm/RBW) | (dBm/RBW) | (dBm/RBW) | (dBm/RBW) |
| 5.22 | 5.22 | 3.67 | 3.91 |

802.11g_Nss1,(6Mbps)_2TX

PSD

2412MHz

14/08/2021

CF
2.412GHz

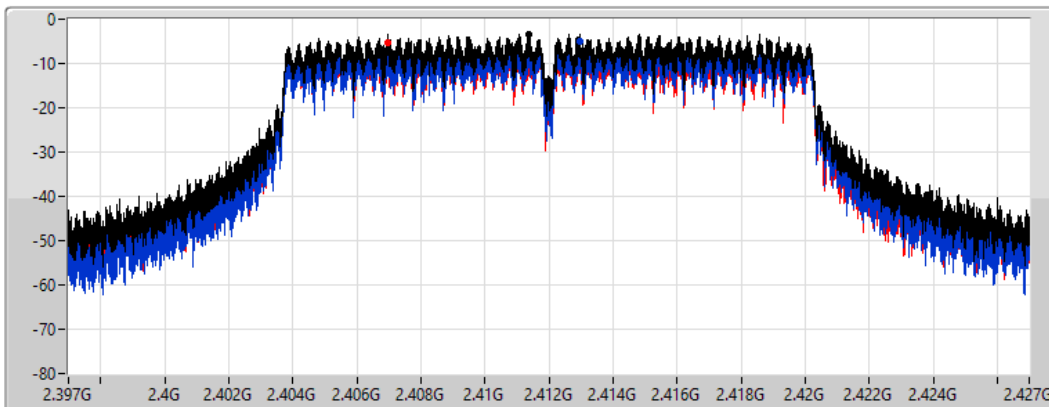
Span
30MHz


RBW
3kHz


VBW
10kHz


Sweep Time
4.424357ms

Detector Type
Peak



Sum 

Port 1 

Port 2 

| Sum | PD | Port 1 | Port 2 |
|-----------|-----------|-----------|-----------|
| (dBm/RBW) | (dBm/RBW) | (dBm/RBW) | (dBm/RBW) |
| -3.33 | -3.33 | -5.11 | -5.22 |

802.11g_Nss1,(6Mbps)_2TX

PSD

2437MHz

14/08/2021

CF
2.437GHz

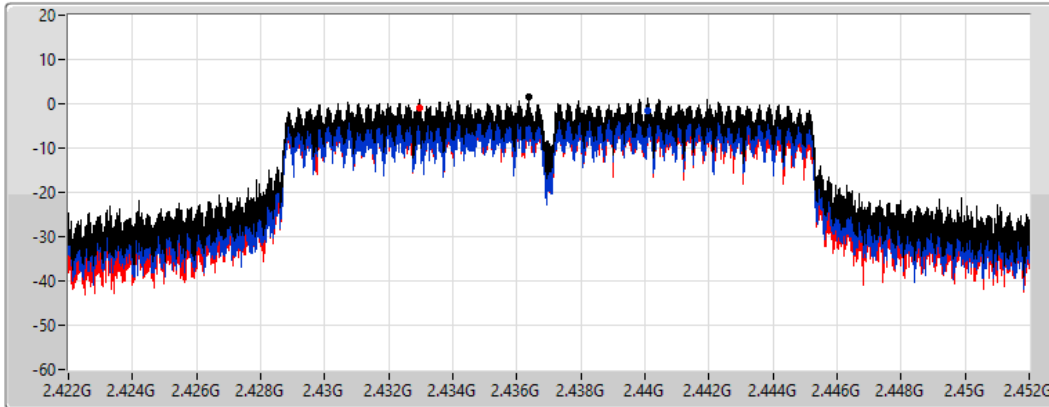
Span
30MHz


RBW
3kHz


VBW
10kHz


Sweep Time
4.424357ms

Detector Type
Peak



Sum 

Port 1 

Port 2 

| Sum | PD | Port 1 | Port 2 |
|-----------|-----------|-----------|-----------|
| (dBm/RBW) | (dBm/RBW) | (dBm/RBW) | (dBm/RBW) |
| 1.43 | 1.43 | -1.55 | -0.88 |

802.11g_Nss1,(6Mbps)_2TX

PSD

2462MHz

14/08/2021

CF
2.462GHz

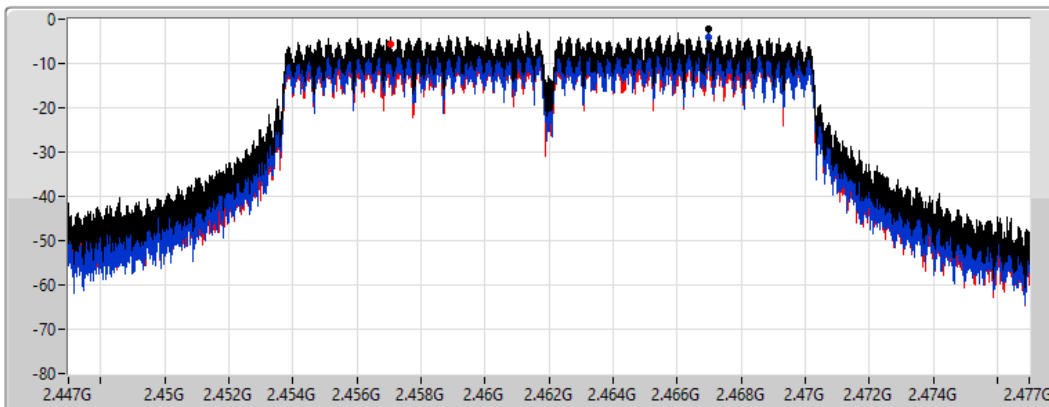
Span
30MHz


RBW
3kHz


VBW
10kHz


Sweep Time
4.424357ms

Detector Type
Peak



Sum 

Port 1 

Port 2 

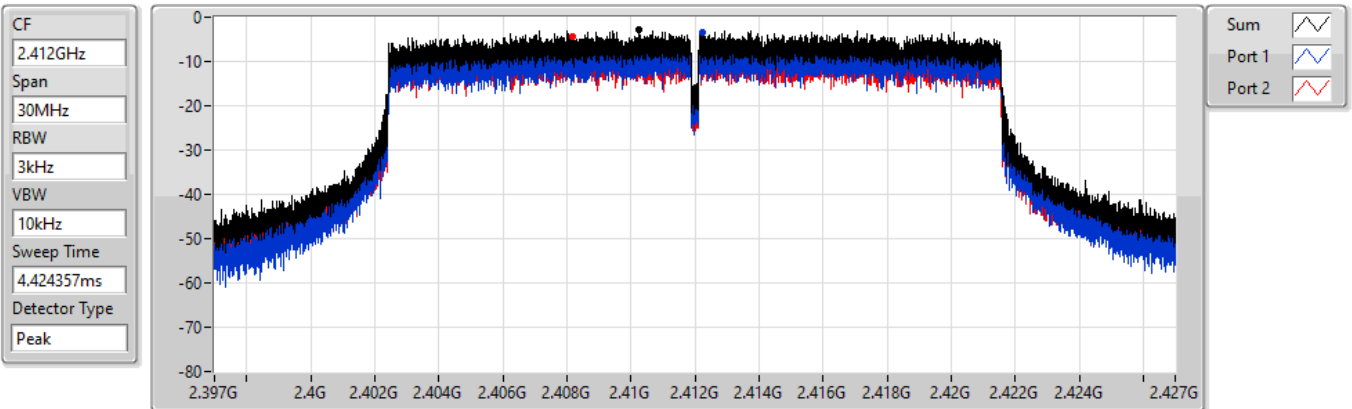
| Sum | PD | Port 1 | Port 2 |
|-----------|-----------|-----------|-----------|
| (dBm/RBW) | (dBm/RBW) | (dBm/RBW) | (dBm/RBW) |
| -2.32 | -2.32 | -3.92 | -5.52 |

802.11ax HEW20_Nss1,(MCS0)_2TX

PSD

2412MHz

14/08/2021



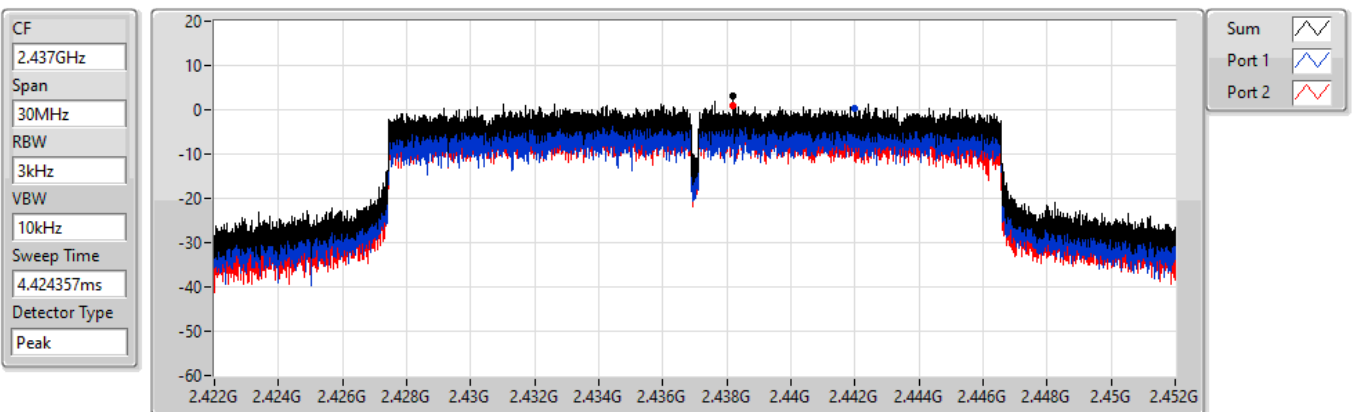
| Sum | PD | Port 1 | Port 2 |
|-----------|-----------|-----------|-----------|
| (dBm/RBW) | (dBm/RBW) | (dBm/RBW) | (dBm/RBW) |
| -2.75 | -2.75 | -3.47 | -4.42 |

802.11ax HEW20_Nss1,(MCS0)_2TX

PSD

2437MHz

14/08/2021



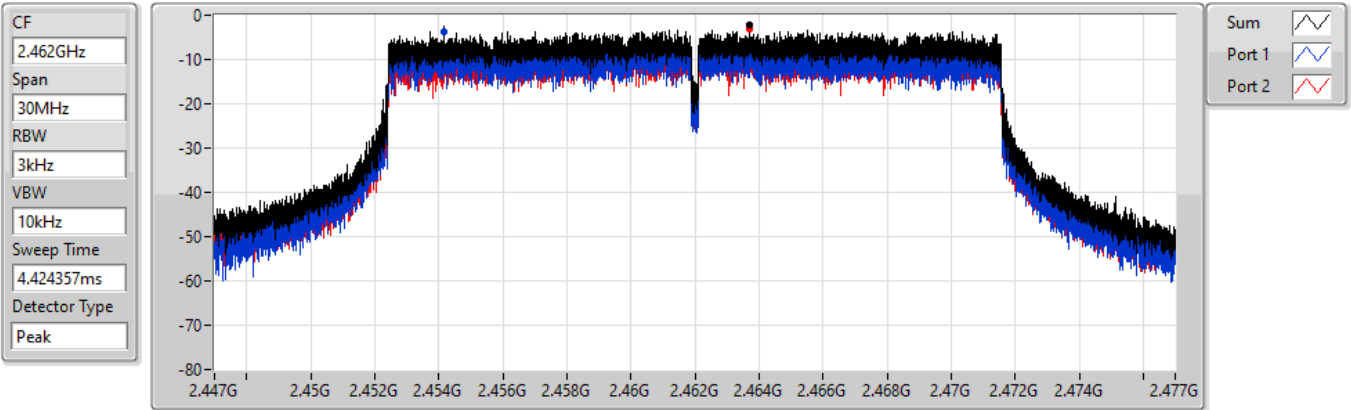
| Sum | PD | Port 1 | Port 2 |
|-----------|-----------|-----------|-----------|
| (dBm/RBW) | (dBm/RBW) | (dBm/RBW) | (dBm/RBW) |
| 3.08 | 3.08 | 0.36 | 0.97 |

802.11ax HEW20_Nss1,(MCS0)_2TX

PSD

2462MHz

14/08/2021



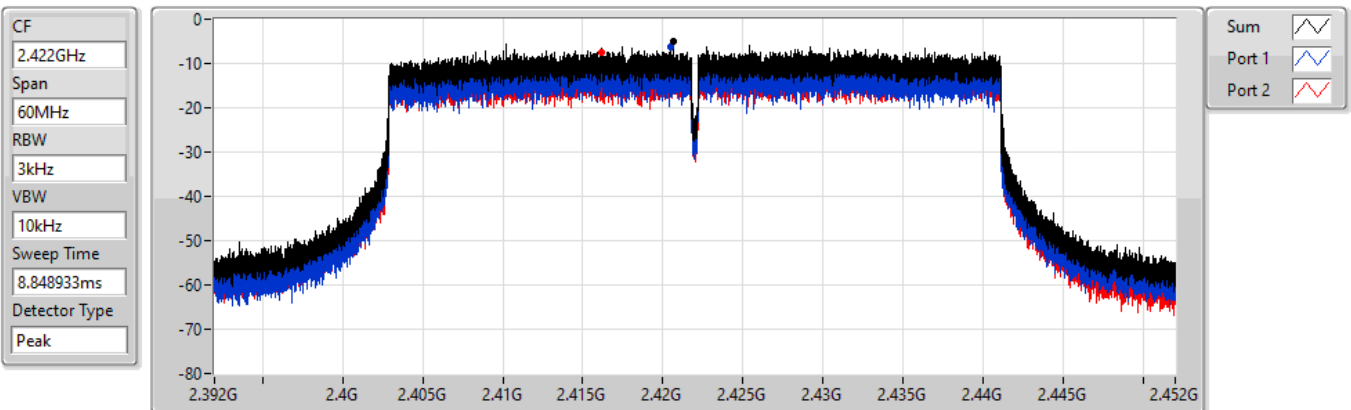
| Sum | PD | Port 1 | Port 2 |
|-----------|-----------|-----------|-----------|
| (dBm/RBW) | (dBm/RBW) | (dBm/RBW) | (dBm/RBW) |
| -2.31 | -2.31 | -3.67 | -3.06 |

802.11ax HEW40_Nss1,(MCS0)_2TX

PSD

2422MHz

14/08/2021



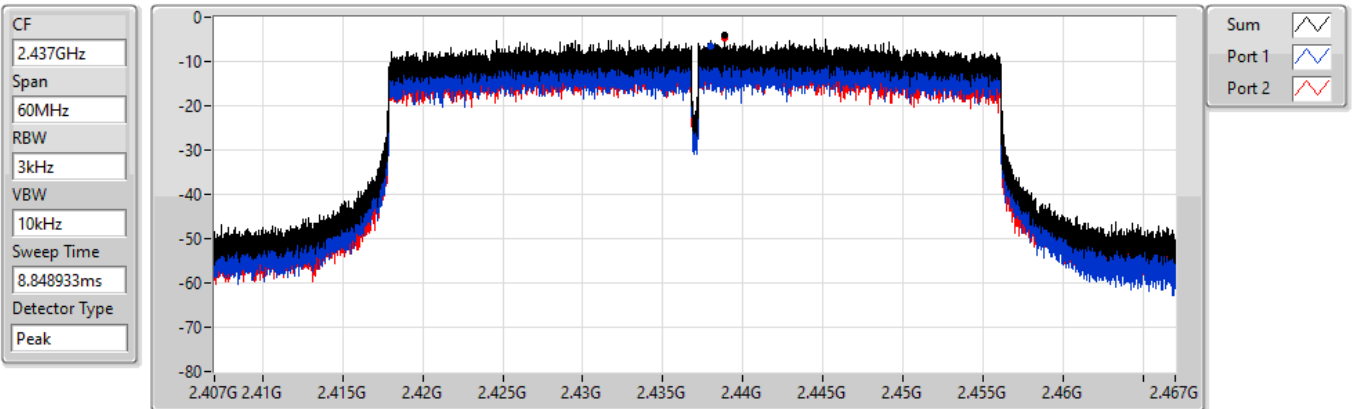
| Sum | PD | Port 1 | Port 2 |
|-----------|-----------|-----------|-----------|
| (dBm/RBW) | (dBm/RBW) | (dBm/RBW) | (dBm/RBW) |
| -5.07 | -5.07 | -6.33 | -7.62 |

802.11ax HEW40_Nss1,(MCS0)_2TX

PSD

2437MHz

14/08/2021



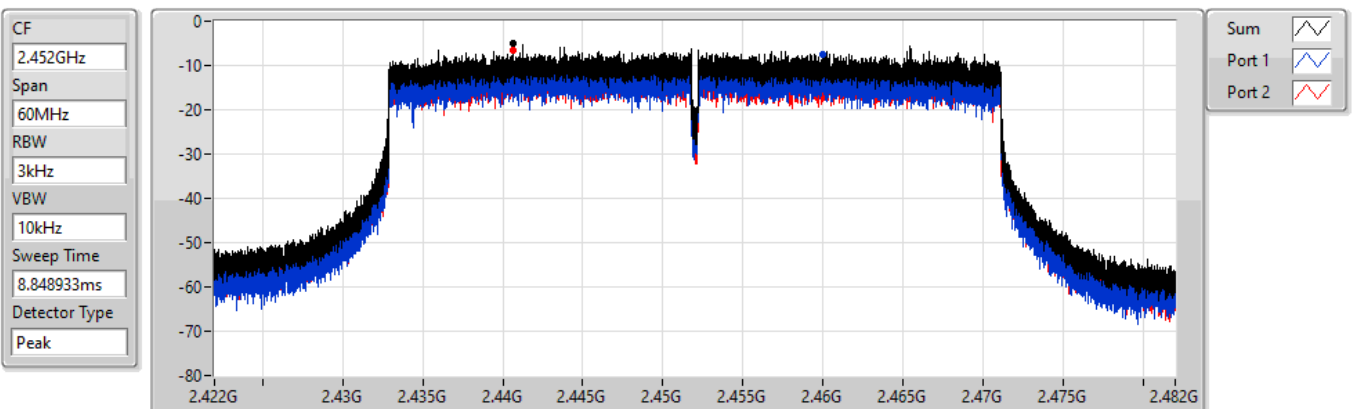
| Sum | PD | Port 1 | Port 2 |
|-----------|-----------|-----------|-----------|
| (dBm/RBW) | (dBm/RBW) | (dBm/RBW) | (dBm/RBW) |
| -4.16 | -4.16 | -6.63 | -4.82 |

802.11ax HEW40_Nss1,(MCS0)_2TX

PSD

2452MHz

14/08/2021



| Sum | PD | Port 1 | Port 2 |
|-----------|-----------|-----------|-----------|
| (dBm/RBW) | (dBm/RBW) | (dBm/RBW) | (dBm/RBW) |
| -5.09 | -5.09 | -7.56 | -6.57 |

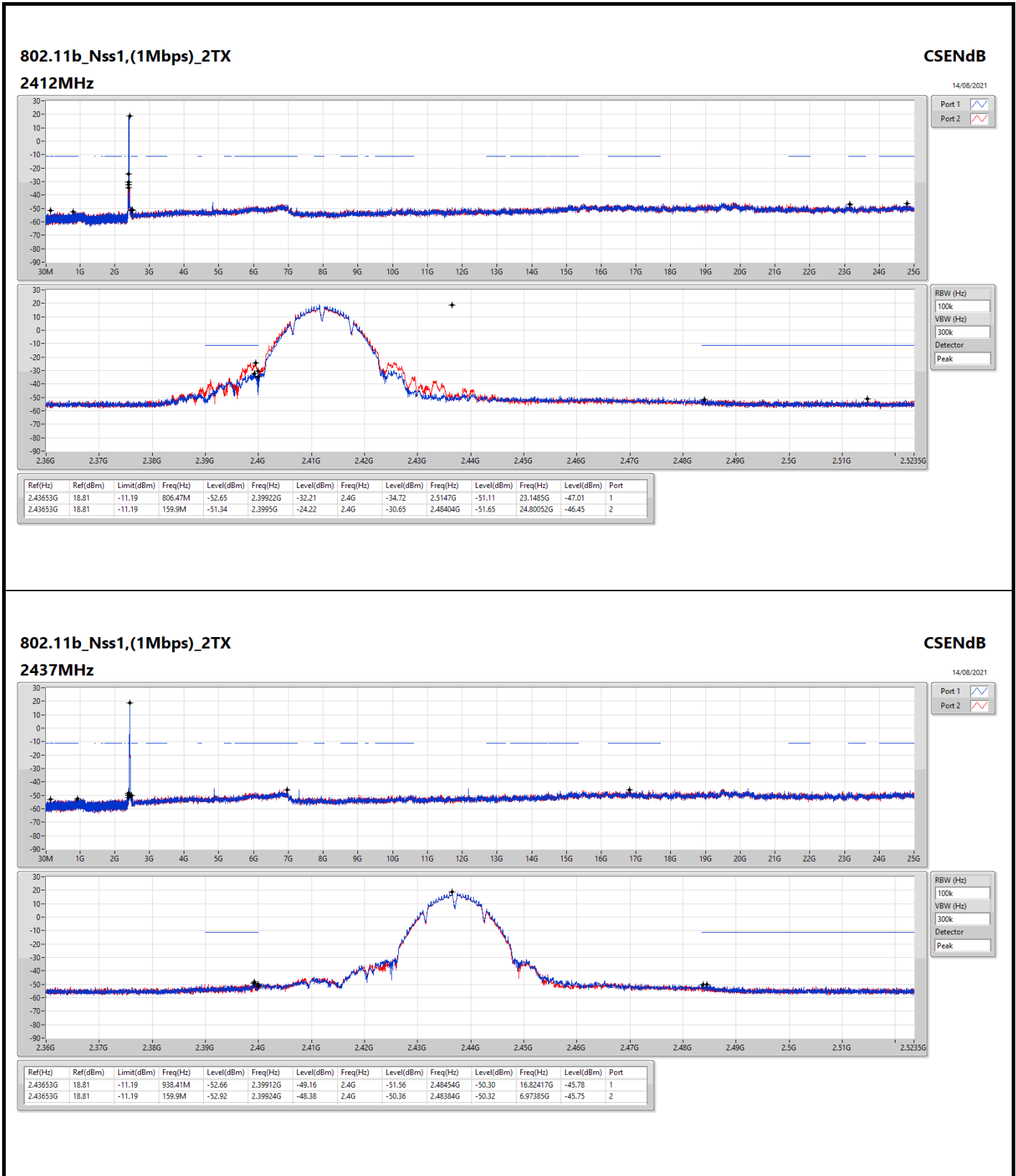


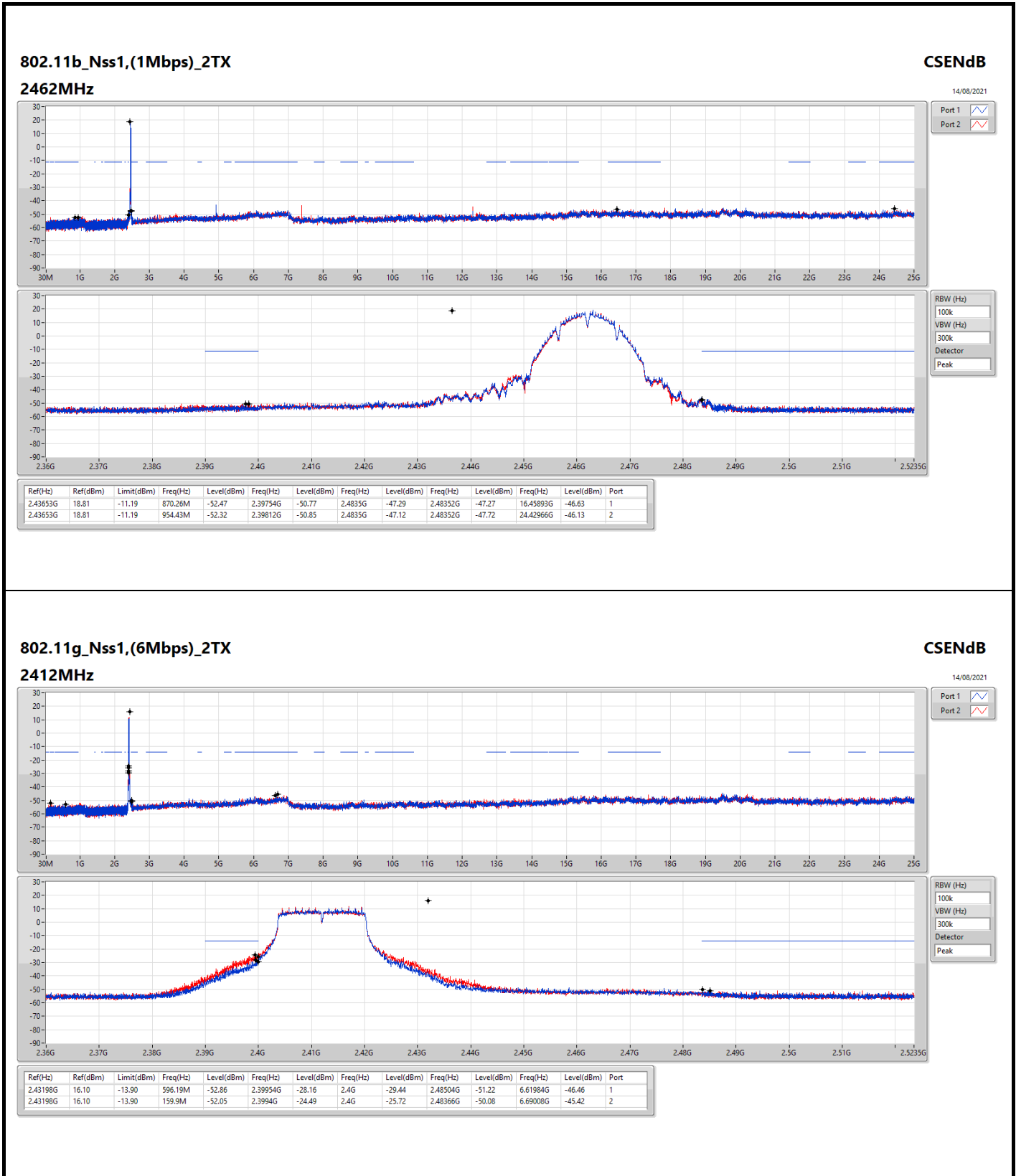
Summary

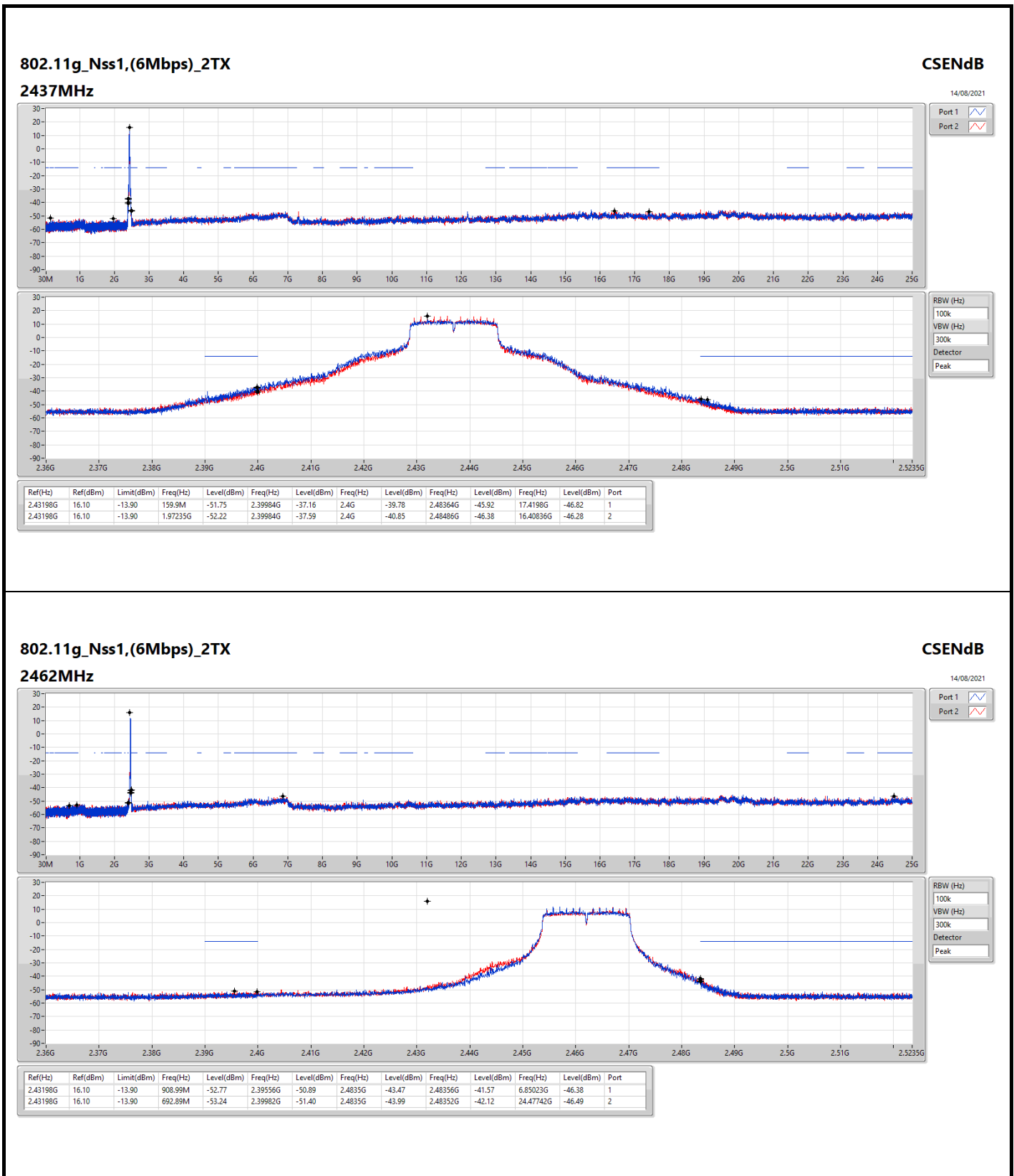
| Mode | Result | Ref (Hz) | Ref (dBm) | Limit (dBm) | Freq (Hz) | Level (dBm) | Freq (Hz) | Level (dBm) | Freq (Hz) | Level (dBm) | Freq (Hz) | Level (dBm) | Freq (Hz) | Level (dBm) | Port |
|--------------------------------|--------|----------|-----------|-------------|-----------|-------------|-----------|-------------|-----------|-------------|-----------|-------------|-----------|-------------|------|
| 2.4-2.4835GHz | - | - | - | - | - | - | - | - | - | - | - | - | - | - | - |
| 802.11b_Nss1,(1Mbps)_2TX | Pass | 2.43653G | 18.81 | -11.19 | 159.9M | -51.34 | 2.3995G | -24.22 | 2.4G | -30.65 | 2.48404G | -51.65 | 24.80052G | -46.45 | 2 |
| 802.11g_Nss1,(6Mbps)_2TX | Pass | 2.43198G | 16.10 | -13.90 | 159.9M | -52.05 | 2.3994G | -24.49 | 2.4G | -25.72 | 2.48366G | -50.08 | 6.69008G | -45.42 | 2 |
| 802.11ax HEW20_Nss1,(MCS0)_2TX | Pass | 2.44196G | 15.94 | -14.06 | 2.13312G | -51.67 | 2.3999G | -20.67 | 2.4G | -23.54 | 2.48504G | -51.43 | 16.83822G | -45.96 | 2 |
| 802.11ax HEW40_Nss1,(MCS0)_2TX | Pass | 2.43202G | 8.66 | -21.34 | 159.96M | -51.99 | 2.39976G | -32.39 | 2.4G | -30.96 | 2.48434G | -51.41 | 24.48116G | -46.40 | 1 |

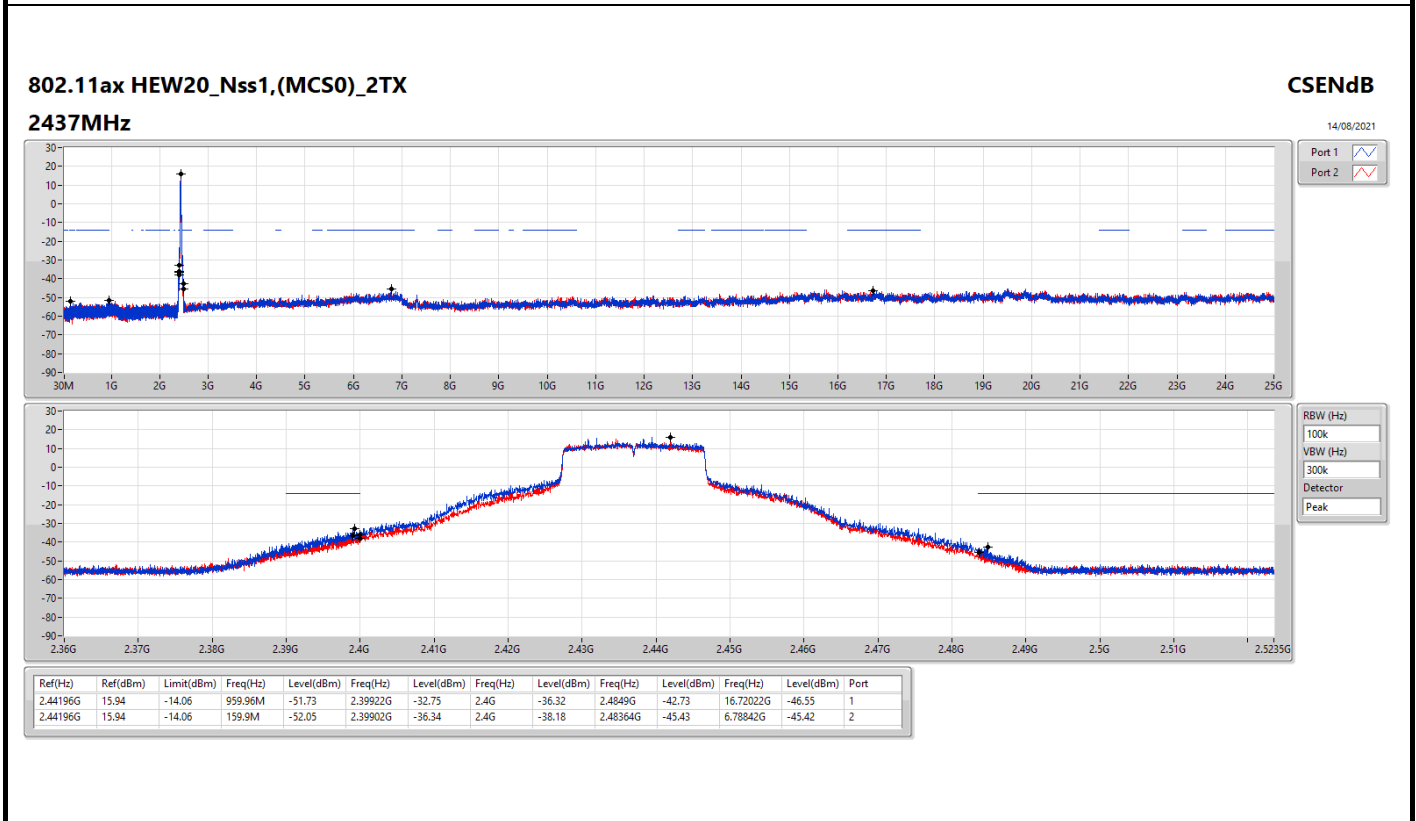
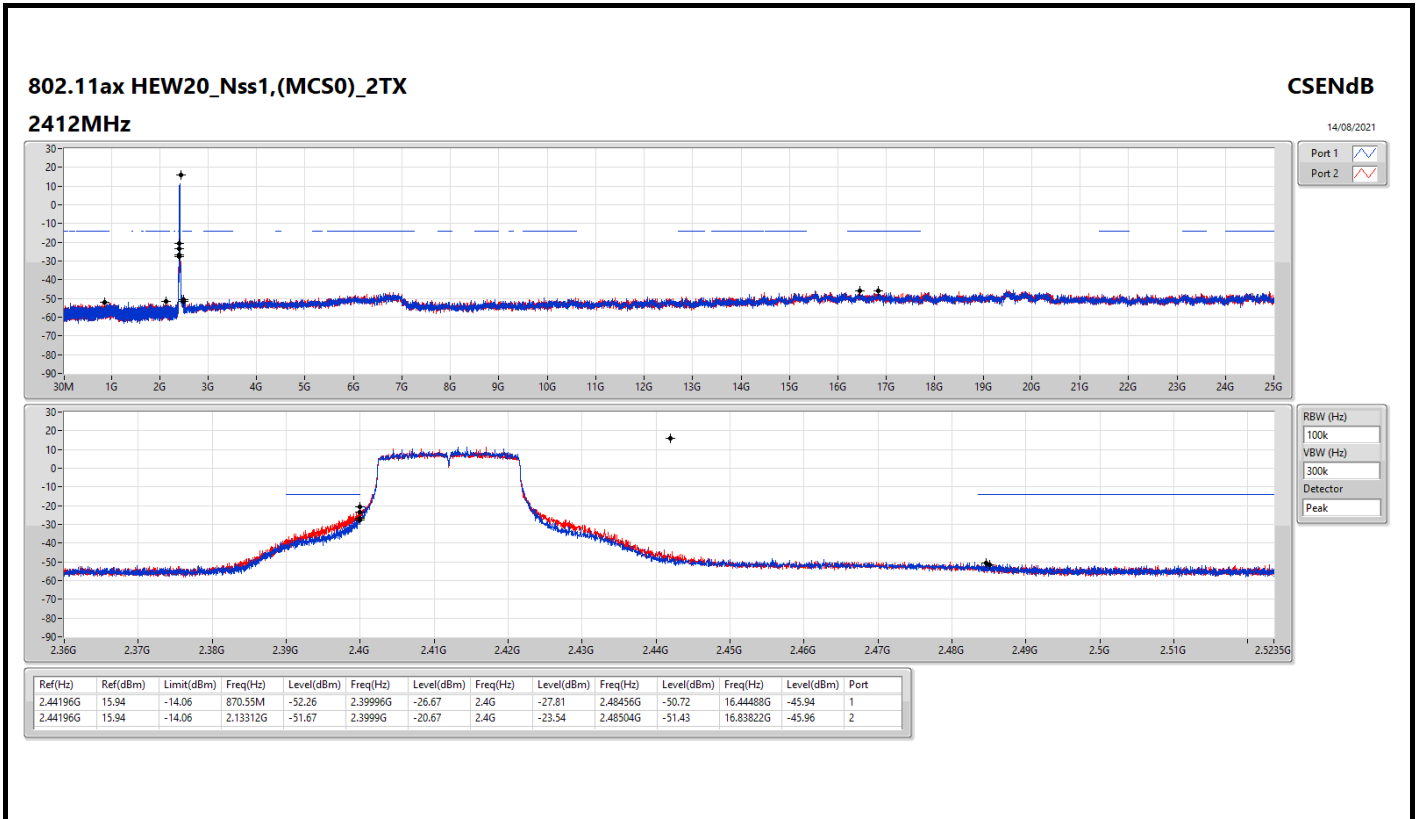
Result

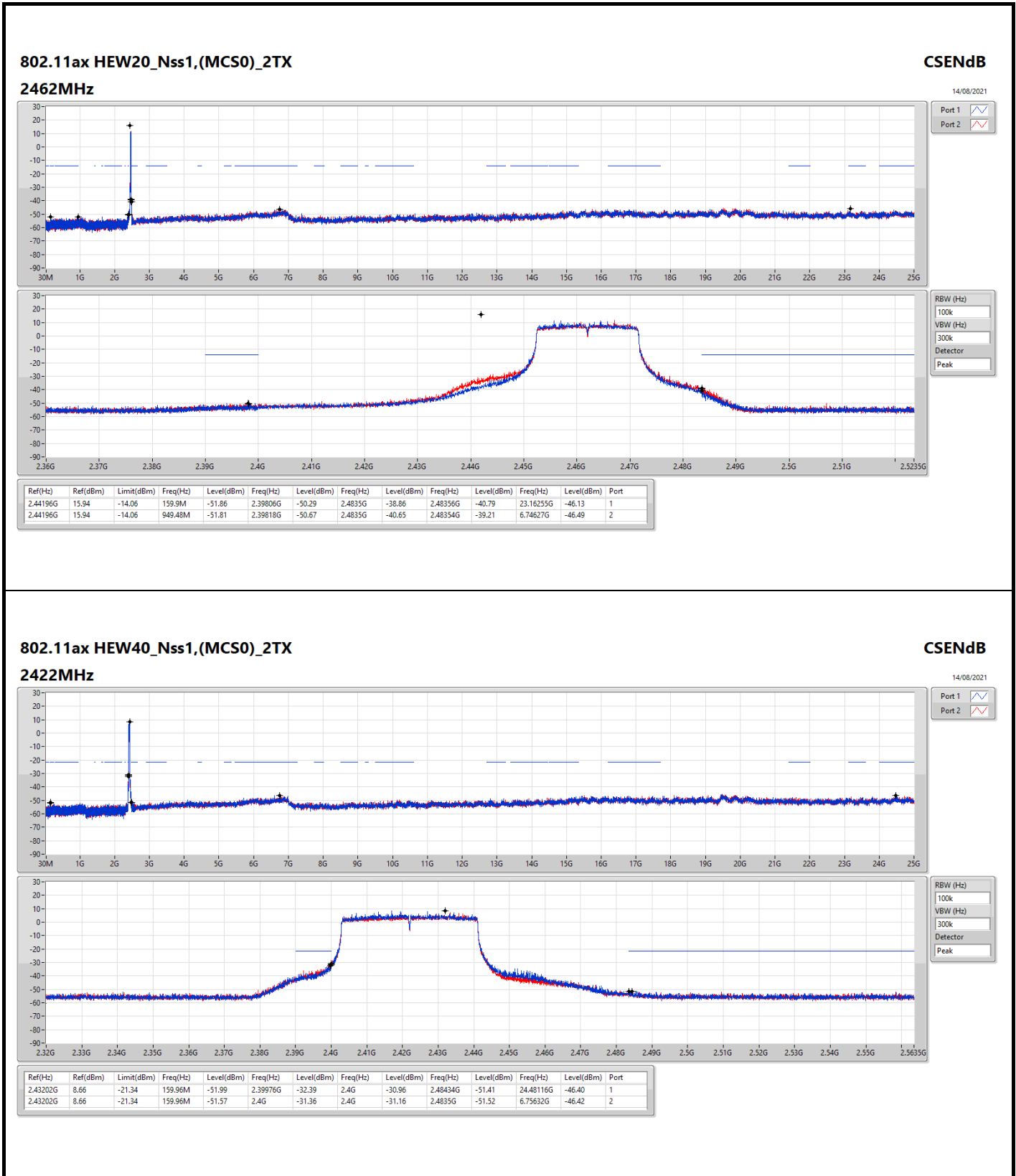
| Mode | Result | Ref (Hz) | Ref (dBm) | Limit (dBm) | Freq (Hz) | Level (dBm) | Freq (Hz) | Level (dBm) | Freq (Hz) | Level (dBm) | Freq (Hz) | Level (dBm) | Freq (Hz) | Level (dBm) | Port |
|--------------------------------|--------|----------|-----------|-------------|-----------|-------------|-----------|-------------|-----------|-------------|-----------|-------------|-----------|-------------|------|
| 802.11b_Nss1,(1Mbps)_2TX | - | - | - | - | - | - | - | - | - | - | - | - | - | - | - |
| 2412MHz | Pass | 2.43653G | 18.81 | -11.19 | 806.47M | -52.65 | 2.39922G | -32.21 | 2.4G | -34.72 | 2.5147G | -51.11 | 23.1485G | -47.01 | 1 |
| 2412MHz | Pass | 2.43653G | 18.81 | -11.19 | 159.9M | -51.34 | 2.3995G | -24.22 | 2.4G | -30.65 | 2.48404G | -51.65 | 24.80052G | -46.45 | 2 |
| 2437MHz | Pass | 2.43653G | 18.81 | -11.19 | 938.41M | -52.66 | 2.39912G | -49.16 | 2.4G | -51.56 | 2.48454G | -50.30 | 16.82417G | -45.78 | 1 |
| 2437MHz | Pass | 2.43653G | 18.81 | -11.19 | 159.9M | -52.92 | 2.39924G | -48.38 | 2.4G | -50.36 | 2.48384G | -50.32 | 6.97385G | -45.75 | 2 |
| 2462MHz | Pass | 2.43653G | 18.81 | -11.19 | 870.26M | -52.47 | 2.39754G | -50.77 | 2.4835G | -47.29 | 2.48352G | -47.27 | 16.45893G | -46.63 | 1 |
| 2462MHz | Pass | 2.43653G | 18.81 | -11.19 | 954.43M | -52.32 | 2.39812G | -50.85 | 2.4835G | -47.12 | 2.48352G | -47.72 | 24.42966G | -46.13 | 2 |
| 802.11g_Nss1,(6Mbps)_2TX | - | - | - | - | - | - | - | - | - | - | - | - | - | - | - |
| 2412MHz | Pass | 2.43198G | 16.10 | -13.90 | 596.19M | -52.86 | 2.39954G | -28.16 | 2.4G | -29.44 | 2.48504G | -51.22 | 6.61984G | -46.46 | 1 |
| 2412MHz | Pass | 2.43198G | 16.10 | -13.90 | 159.9M | -52.05 | 2.3994G | -24.49 | 2.4G | -25.72 | 2.48366G | -50.08 | 6.69008G | -45.42 | 2 |
| 2437MHz | Pass | 2.43198G | 16.10 | -13.90 | 159.9M | -51.75 | 2.39984G | -37.16 | 2.4G | -39.78 | 2.48364G | -45.92 | 17.4198G | -46.82 | 1 |
| 2437MHz | Pass | 2.43198G | 16.10 | -13.90 | 1.97235G | -52.22 | 2.39984G | -37.59 | 2.4G | -40.85 | 2.48486G | -46.38 | 16.40836G | -46.28 | 2 |
| 2462MHz | Pass | 2.43198G | 16.10 | -13.90 | 908.99M | -52.77 | 2.39556G | -50.89 | 2.4835G | -43.47 | 2.48356G | -41.57 | 6.85023G | -46.38 | 1 |
| 2462MHz | Pass | 2.43198G | 16.10 | -13.90 | 692.89M | -53.24 | 2.39982G | -51.40 | 2.4835G | -43.99 | 2.48352G | -42.12 | 24.47742G | -46.49 | 2 |
| 802.11ax HEW20_Nss1,(MCS0)_2TX | - | - | - | - | - | - | - | - | - | - | - | - | - | - | - |
| 2412MHz | Pass | 2.44196G | 15.94 | -14.06 | 870.55M | -52.26 | 2.39996G | -26.67 | 2.4G | -27.81 | 2.48456G | -50.72 | 16.44488G | -45.94 | 1 |
| 2412MHz | Pass | 2.44196G | 15.94 | -14.06 | 2.13312G | -51.67 | 2.3999G | -20.67 | 2.4G | -23.54 | 2.48504G | -51.43 | 16.83822G | -45.96 | 2 |
| 2437MHz | Pass | 2.44196G | 15.94 | -14.06 | 959.96M | -51.73 | 2.39922G | -32.75 | 2.4G | -36.32 | 2.4849G | -42.73 | 16.72022G | -46.55 | 1 |
| 2437MHz | Pass | 2.44196G | 15.94 | -14.06 | 159.9M | -52.05 | 2.39902G | -36.34 | 2.4G | -38.18 | 2.48364G | -45.43 | 6.78842G | -45.42 | 2 |
| 2462MHz | Pass | 2.44196G | 15.94 | -14.06 | 159.9M | -51.86 | 2.39806G | -50.29 | 2.4835G | -38.86 | 2.48356G | -40.79 | 23.16255G | -46.13 | 1 |
| 2462MHz | Pass | 2.44196G | 15.94 | -14.06 | 949.48M | -51.81 | 2.39818G | -50.67 | 2.4835G | -40.65 | 2.48354G | -39.21 | 6.74627G | -46.49 | 2 |
| 802.11ax HEW40_Nss1,(MCS0)_2TX | - | - | - | - | - | - | - | - | - | - | - | - | - | - | - |
| 2422MHz | Pass | 2.43202G | 8.66 | -21.34 | 159.96M | -51.99 | 2.39976G | -32.39 | 2.4G | -30.96 | 2.48434G | -51.41 | 24.48116G | -46.40 | 1 |
| 2422MHz | Pass | 2.43202G | 8.66 | -21.34 | 159.96M | -51.57 | 2.4G | -31.36 | 2.4G | -31.16 | 2.4835G | -51.52 | 6.75632G | -46.42 | 2 |
| 2437MHz | Pass | 2.43202G | 8.66 | -21.34 | 159.96M | -51.92 | 2.39948G | -35.99 | 2.4G | -38.65 | 2.4841G | -44.44 | 6.95544G | -46.09 | 1 |
| 2437MHz | Pass | 2.43202G | 8.66 | -21.34 | 2.12134G | -52.23 | 2.4G | -35.98 | 2.4G | -37.62 | 2.48362G | -41.92 | 17.09113G | -46.41 | 2 |
| 2452MHz | Pass | 2.43202G | 8.66 | -21.34 | 159.96M | -51.81 | 2.39896G | -48.88 | 2.4835G | -41.88 | 2.48374G | -38.96 | 17.54828G | -45.88 | 1 |
| 2452MHz | Pass | 2.43202G | 8.66 | -21.34 | 2.0973G | -52.06 | 2.39988G | -46.41 | 2.4835G | -38.10 | 2.48398G | -36.98 | 24.46433G | -46.18 | 2 |









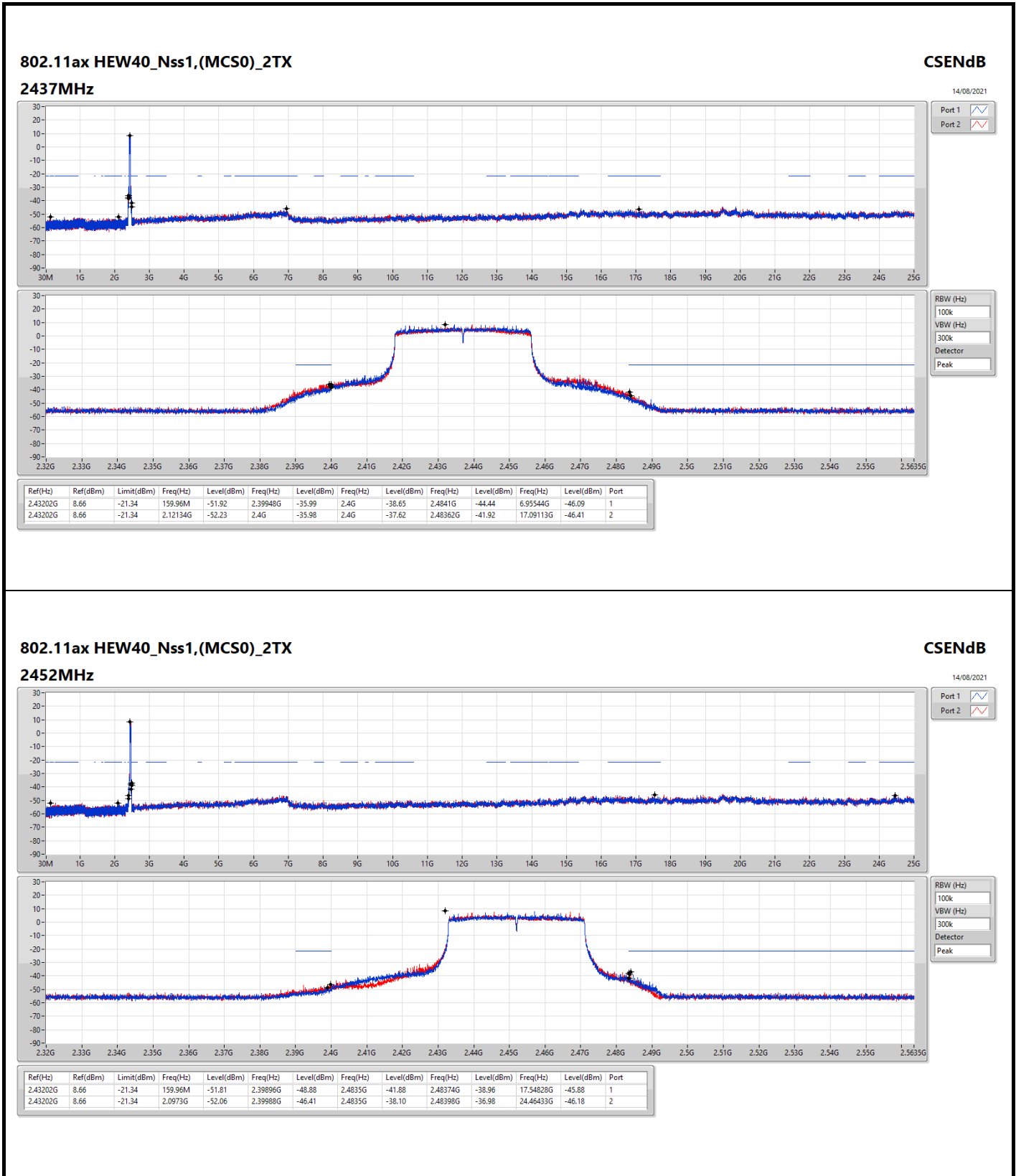


802.11ax HEW40_Nss1,(MCS0)_2TX

2422MHz

CSENdB

14/08/2021



802.11ax HEW40_Nss1,(MCS0)_2TX

2452MHz

CSENdB

14/08/2021

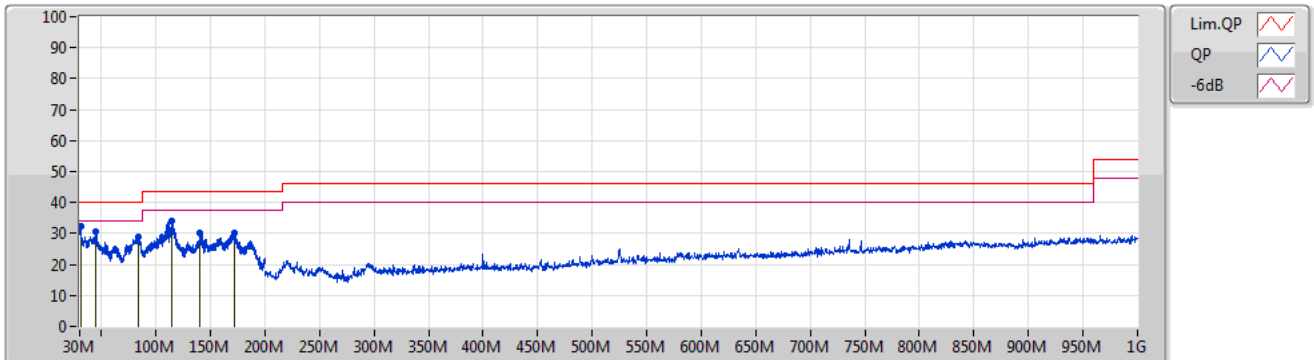


Summary

| Mode | Result | Type | Freq (Hz) | Level (dBuV/m) | Limit (dBuV/m) | Margin (dB) | Condition |
|--------|--------|------|-----------|----------------|----------------|-------------|-----------|
| Mode 1 | Pass | PK | 30.68M | 32.24 | 40.00 | -7.76 | Vertical |

Mode 1

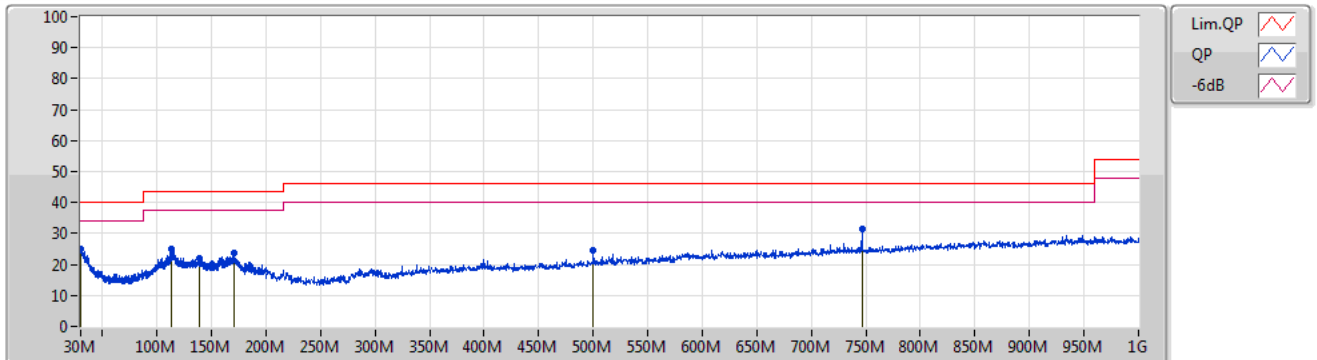
30/08/2021



| Type | Freq (Hz) | Level (dBuV/m) | Limit (dBuV/m) | Margin (dB) | Factor (dB) | Dist (m) | Condition | Azimuth (°) | Height (m) | Comment | Raw (dBuV) | AF (dB) | CL (dB) | PA (dB) |
|------|-----------|----------------|----------------|-------------|-------------|----------|-----------|-------------|------------|---------|------------|---------|---------|---------|
| PK | 30.68M | 32.24 | 40.00 | -7.76 | -3.26 | 3 | Vertical | 300 | 1.00 | "Worst" | 35.50 | 23.60 | 1.03 | 27.89 |
| PK | 45.05M | 30.70 | 40.00 | -9.30 | -10.66 | 3 | Vertical | 293 | 1.00 | - | 41.36 | 15.87 | 1.40 | 27.93 |
| PK | 84.32M | 28.84 | 40.00 | -11.16 | -12.11 | 3 | Vertical | 32 | 2.00 | - | 40.95 | 13.55 | 2.19 | 27.85 |
| PK | 113.9M | 33.94 | 43.50 | -9.56 | -7.00 | 3 | Vertical | 246 | 1.00 | - | 40.94 | 18.08 | 2.61 | 27.69 |
| PK | 140.33M | 30.36 | 43.50 | -13.14 | -7.42 | 3 | Vertical | 36 | 1.00 | - | 37.78 | 17.12 | 3.00 | 27.54 |
| PK | 172.46M | 30.33 | 43.50 | -13.17 | -8.48 | 3 | Vertical | 48 | 4.00 | - | 38.81 | 15.56 | 3.39 | 27.43 |

30/08/2021

Mode 1



| Type | Freq (Hz) | Level (dBuV/m) | Limit (dBuV/m) | Margin (dB) | Factor (dB) | Dist (m) | Condition | Azimuth (°) | Height (m) | Comment | Raw (dBuV) | AF (dB) | CL (dB) | PA (dB) |
|------|-----------|----------------|----------------|-------------|-------------|----------|------------|-------------|------------|---------|------------|---------|---------|---------|
| PK | 30.17M | 24.88 | 40.00 | -15.12 | -3.13 | 3 | Horizontal | 255 | 1.00 | - | 28.01 | 23.74 | 1.01 | 27.88 |
| PK | 112.71M | 24.91 | 43.50 | -18.59 | -7.08 | 3 | Horizontal | 331 | 2.00 | - | 31.99 | 18.03 | 2.59 | 27.70 |
| PK | 138.89M | 22.07 | 43.50 | -21.43 | -7.35 | 3 | Horizontal | 1 | 1.00 | - | 29.42 | 17.22 | 2.98 | 27.55 |
| PK | 171.1M | 23.62 | 43.50 | -19.88 | -8.46 | 3 | Horizontal | 8 | 1.00 | - | 32.08 | 15.61 | 3.37 | 27.44 |
| PK | 500M | 24.53 | 46.00 | -21.47 | -5.58 | 3 | Horizontal | 342 | 2.00 | - | 30.11 | 17.52 | 4.80 | 27.90 |
| PK | 746.4M | 31.28 | 46.00 | -14.72 | -1.20 | 3 | Horizontal | 55 | 1.00 | "Worst" | 32.48 | 20.41 | 5.99 | 27.60 |

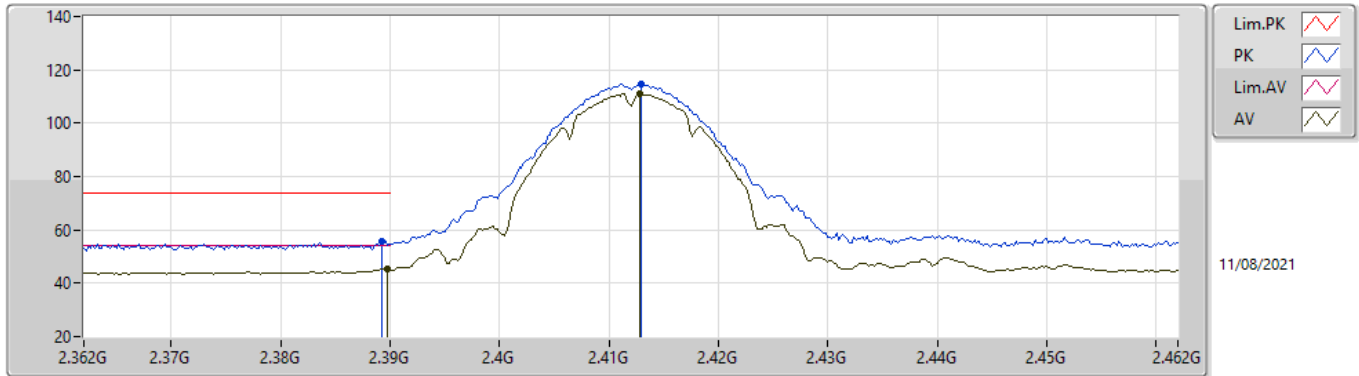


Summary

| Mode | Result | Type | Freq (Hz) | Level (dBuV/m) | Limit (dBuV/m) | Margin (dB) | Dist (m) | Condition | Azimuth (°) | Height (m) | Comments |
|--------------------------------|--------|------|-----------|----------------|----------------|-------------|----------|------------|-------------|------------|----------|
| 2.4-2.4835GHz | - | - | - | - | - | - | - | - | - | - | - |
| 802.11ax HEW40_Nss1,(MCS0)_2TX | Pass | PK | 2.4844G | 73.91 | 74.00 | -0.09 | 3 | Horizontal | 49 | 1.13 | - |

802.11b_Nss1,(1Mbps)_2TX

2412MHz_TX

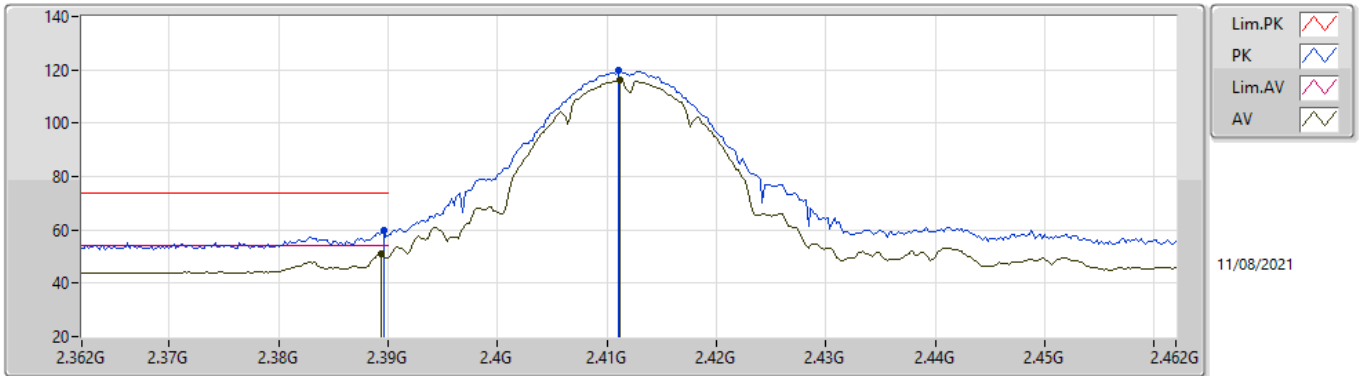


EUT_Z_2TX
Setting 59
04-F-N-2

| Type | Freq (Hz) | Level (dBuV/m) | Limit (dBuV/m) | Margin (dB) | Raw (dBuV) | Dist (m) | Condition | Azimuth (°) | Height (m) | Comment | AF (dB) | CL (dB) | PA (dB) |
|------|-----------|----------------|----------------|-------------|------------|----------|-----------|-------------|------------|---------|---------|---------|---------|
| PK | 2.3892G | 55.67 | 74.00 | -18.33 | 24.99 | 3 | Vertical | 127 | 1.96 | - | 27.48 | 3.20 | - |
| AV | 2.3898G | 45.25 | 54.00 | -8.75 | 14.57 | 3 | Vertical | 127 | 1.96 | - | 27.48 | 3.20 | - |
| PK | 2.413G | 114.78 | Inf | -Inf | 84.04 | 3 | Vertical | 127 | 1.96 | - | 27.53 | 3.21 | - |
| AV | 2.4128G | 110.92 | Inf | -Inf | 80.18 | 3 | Vertical | 127 | 1.96 | - | 27.53 | 3.21 | - |

802.11b_Nss1,(1Mbps)_2TX

2412MHz_TX

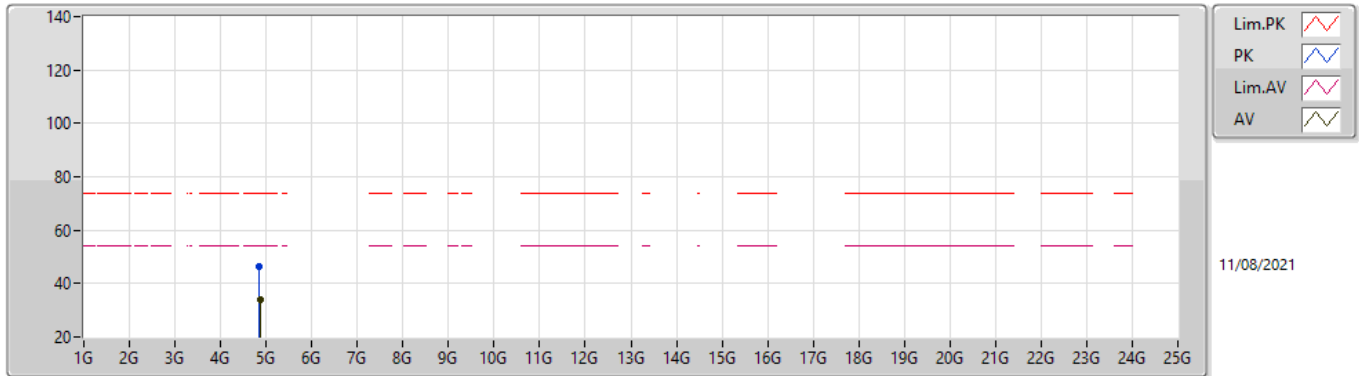


EUT_Z_2TX
Setting 59
04-F-N-2

| Type | Freq (Hz) | Level (dBuV/m) | Limit (dBuV/m) | Margin (dB) | Raw (dBuV) | Dist (m) | Condition | Azimuth (°) | Height (m) | Comment | AF (dB) | CL (dB) | PA (dB) |
|------|-----------|----------------|----------------|-------------|------------|----------|------------|-------------|------------|---------|---------|---------|---------|
| PK | 2.3896G | 59.58 | 74.00 | -14.42 | 28.90 | 3 | Horizontal | 16 | 1.00 | - | 27.48 | 3.20 | - |
| AV | 2.3894G | 51.00 | 54.00 | -3.00 | 20.32 | 3 | Horizontal | 16 | 1.00 | - | 27.48 | 3.20 | - |
| PK | 2.411G | 119.58 | Inf | -Inf | 88.85 | 3 | Horizontal | 16 | 1.00 | - | 27.52 | 3.21 | - |
| AV | 2.4112G | 116.08 | Inf | -Inf | 85.35 | 3 | Horizontal | 16 | 1.00 | - | 27.52 | 3.21 | - |

802.11b_Nss1,(1Mbps)_2TX

2412MHz_TX

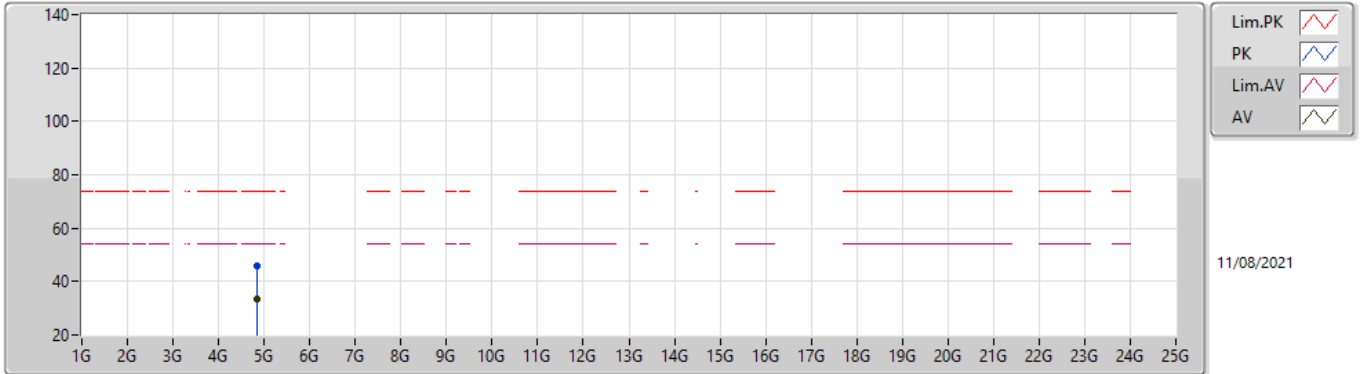


EUT_Z_2TX
Setting 59
04-F-N-2

| Type | Freq (Hz) | Level (dBuV/m) | Limit (dBuV/m) | Margin (dB) | Raw (dBuV) | Dist (m) | Condition | Azimuth (°) | Height (m) | Comment | AF (dB) | CL (dB) | PA (dB) |
|------|-----------|----------------|----------------|-------------|------------|----------|-----------|-------------|------------|---------|---------|---------|---------|
| PK | 4.852G | 46.17 | 74.00 | -27.83 | 41.28 | 3 | Vertical | 262 | 2.90 | - | 32.70 | 5.43 | 33.24 |
| AV | 4.8686G | 33.77 | 54.00 | -20.23 | 28.83 | 3 | Vertical | 262 | 2.90 | - | 32.74 | 5.43 | 33.23 |

802.11b_Nss1,(1Mbps)_2TX

2412MHz_TX

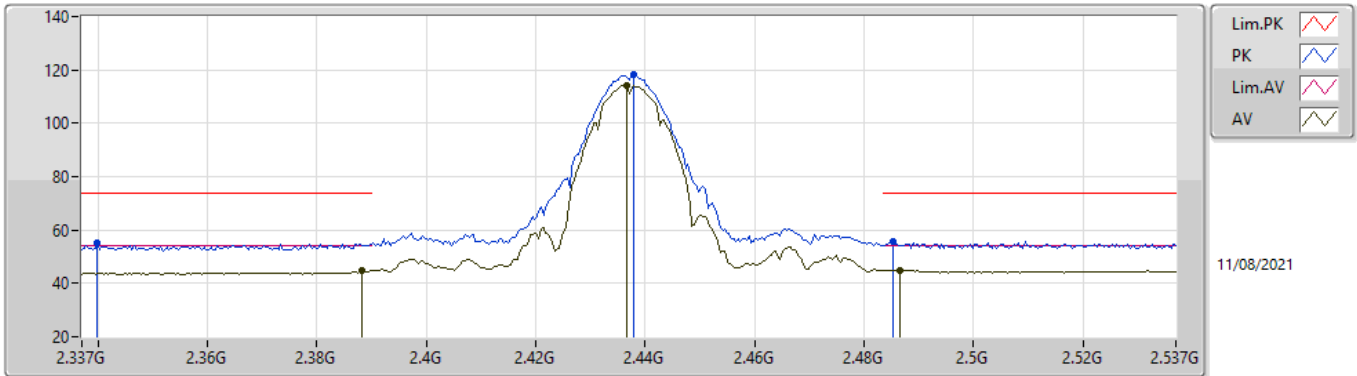


EUT_Z_2TX
Setting 59
04-F-N-2

| Type | Freq (Hz) | Level (dBuV/m) | Limit (dBuV/m) | Margin (dB) | Raw (dBuV) | Dist (m) | Condition | Azimuth (°) | Height (m) | Comment | AF (dB) | CL (dB) | PA (dB) |
|------|-----------|----------------|----------------|-------------|------------|----------|------------|-------------|------------|---------|---------|---------|---------|
| PK | 4.8413G | 46.08 | 74.00 | -27.92 | 41.25 | 3 | Horizontal | 153 | 2.40 | - | 32.65 | 5.42 | 33.24 |
| AV | 4.8459G | 33.53 | 54.00 | -20.47 | 28.67 | 3 | Horizontal | 153 | 2.40 | - | 32.68 | 5.42 | 33.24 |

802.11b_Nss1,(1Mbps)_2TX

2437MHz_TX

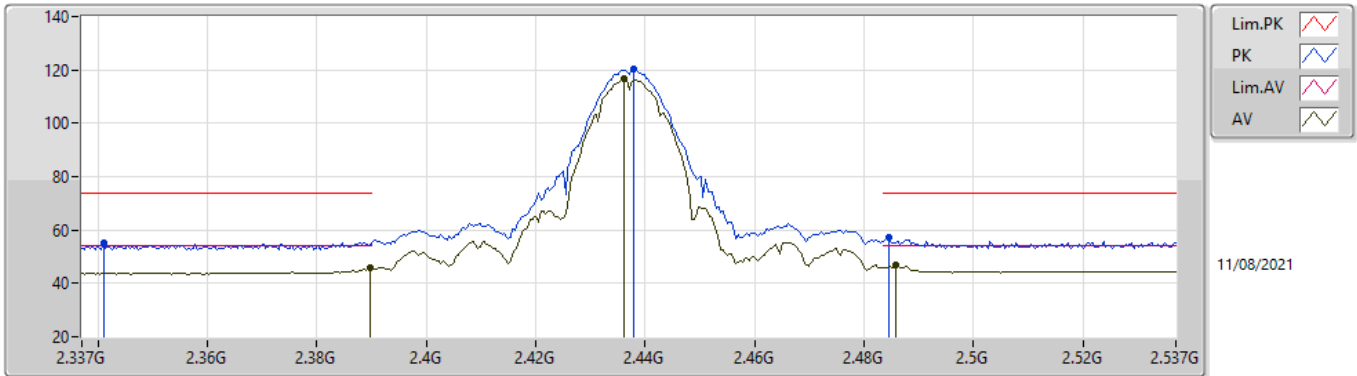


EUT_Z_2TX
Setting 60
04-F-N-2

| Type | Freq (Hz) | Level (dBuV/m) | Limit (dBuV/m) | Margin (dB) | Raw (dBuV) | Dist (m) | Condition | Azimuth (°) | Height (m) | Comment | AF (dB) | CL (dB) | PA (dB) |
|------|-----------|----------------|----------------|-------------|------------|----------|-----------|-------------|------------|---------|---------|---------|---------|
| PK | 2.3398G | 55.08 | 74.00 | -18.92 | 24.48 | 3 | Vertical | 140 | 3.00 | - | 27.40 | 3.20 | - |
| AV | 2.3882G | 44.95 | 54.00 | -9.05 | 14.27 | 3 | Vertical | 140 | 3.00 | - | 27.48 | 3.20 | - |
| PK | 2.4378G | 118.03 | Inf | -Inf | 87.21 | 3 | Vertical | 140 | 3.00 | - | 27.58 | 3.24 | - |
| AV | 2.4366G | 114.27 | Inf | -Inf | 83.46 | 3 | Vertical | 140 | 3.00 | - | 27.57 | 3.24 | - |
| PK | 2.4854G | 55.93 | 74.00 | -18.07 | 24.90 | 3 | Vertical | 140 | 3.00 | - | 27.74 | 3.29 | - |
| AV | 2.4866G | 45.05 | 54.00 | -8.95 | 14.01 | 3 | Vertical | 140 | 3.00 | - | 27.75 | 3.29 | - |

802.11b_Nss1,(1Mbps)_2TX

2437MHz_TX

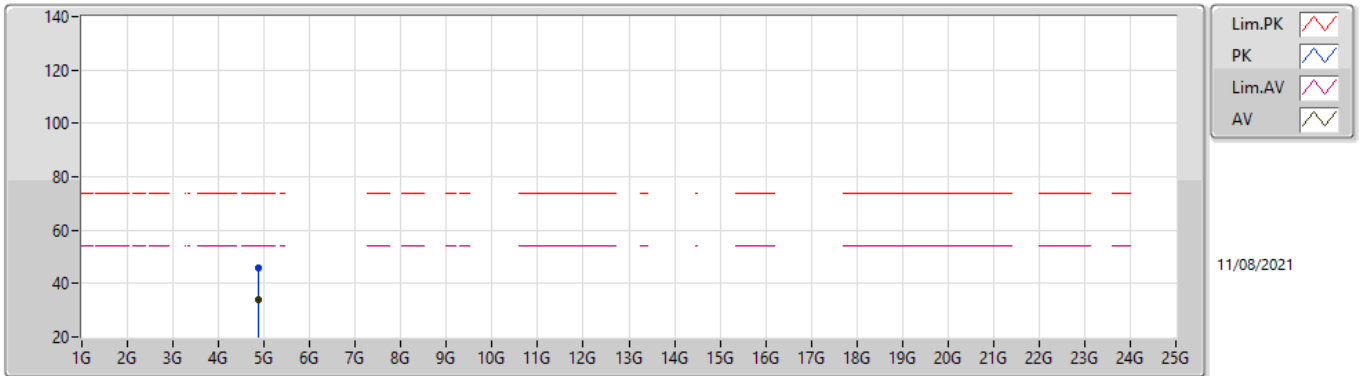


EUT_Z_2TX
Setting 60
04-F-N-2

| Type | Freq (Hz) | Level (dBuV/m) | Limit (dBuV/m) | Margin (dB) | Raw (dBuV) | Dist (m) | Condition | Azimuth (°) | Height (m) | Comment | AF (dB) | CL (dB) | PA (dB) |
|------|-----------|----------------|----------------|-------------|------------|----------|------------|-------------|------------|---------|---------|---------|---------|
| PK | 2.341G | 55.34 | 74.00 | -18.66 | 24.74 | 3 | Horizontal | 69 | 1.00 | - | 27.40 | 3.20 | - |
| AV | 2.3898G | 45.63 | 54.00 | -8.37 | 14.95 | 3 | Horizontal | 69 | 1.00 | - | 27.48 | 3.20 | - |
| PK | 2.4378G | 120.10 | Inf | -Inf | 89.28 | 3 | Horizontal | 69 | 1.00 | - | 27.58 | 3.24 | - |
| AV | 2.4362G | 116.48 | Inf | -Inf | 85.67 | 3 | Horizontal | 69 | 1.00 | - | 27.57 | 3.24 | - |
| PK | 2.4846G | 57.28 | 74.00 | -16.72 | 26.26 | 3 | Horizontal | 69 | 1.00 | - | 27.74 | 3.28 | - |
| AV | 2.4858G | 46.76 | 54.00 | -7.24 | 15.73 | 3 | Horizontal | 69 | 1.00 | - | 27.74 | 3.29 | - |

802.11b_Nss1,(1Mbps)_2TX

2437MHz_TX

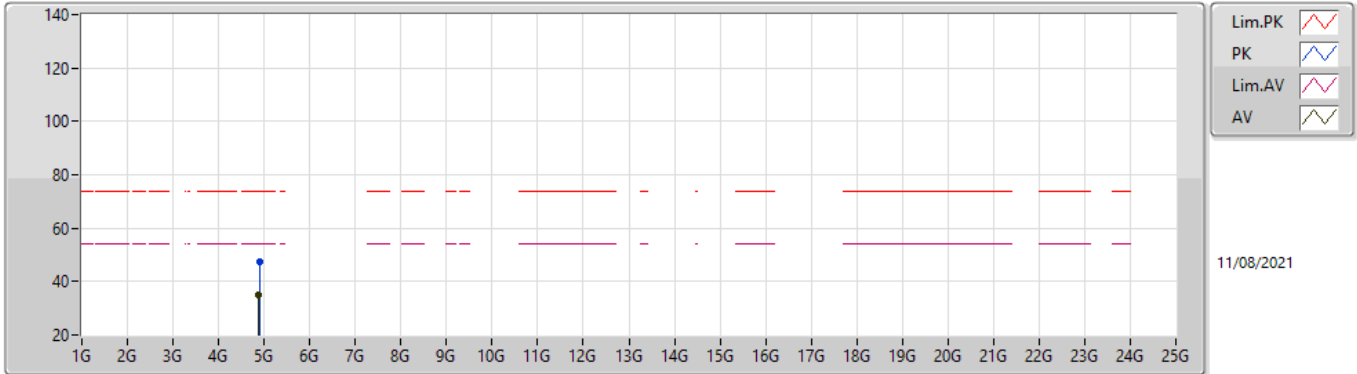


EUT_Z_2TX
Setting 60
04-F-N-2

| Type | Freq (Hz) | Level (dBuV/m) | Limit (dBuV/m) | Margin (dB) | Raw (dBuV) | Dist (m) | Condition | Azimuth (°) | Height (m) | Comment | AF (dB) | CL (dB) | PA (dB) |
|------|-----------|----------------|----------------|-------------|------------|----------|-----------|-------------|------------|---------|---------|---------|---------|
| PK | 4.885G | 45.78 | 74.00 | -28.22 | 40.79 | 3 | Vertical | 352 | 2.58 | - | 32.77 | 5.44 | 33.22 |
| AV | 4.868G | 34.09 | 54.00 | -19.91 | 29.15 | 3 | Vertical | 352 | 2.58 | - | 32.74 | 5.43 | 33.23 |

802.11b_Nss1,(1Mbps)_2TX

2437MHz_TX

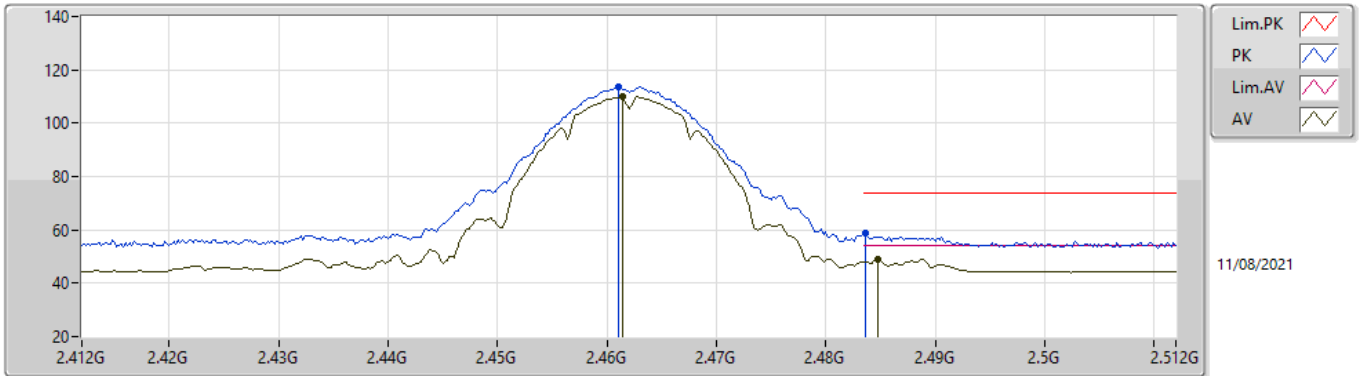


EUT_Z_2TX
Setting 60
04-F-N-2

| Type | Freq (Hz) | Level (dBuV/m) | Limit (dBuV/m) | Margin (dB) | Raw (dBuV) | Dist (m) | Condition | Azimuth (°) | Height (m) | Comment | AF (dB) | CL (dB) | PA (dB) |
|------|-----------|----------------|----------------|-------------|------------|----------|------------|-------------|------------|---------|---------|---------|---------|
| PK | 4.8906G | 47.25 | 74.00 | -26.75 | 42.24 | 3 | Horizontal | 100 | 1.04 | - | 32.78 | 5.45 | 33.22 |
| AV | 4.874G | 34.94 | 54.00 | -19.06 | 29.98 | 3 | Horizontal | 100 | 1.04 | - | 32.75 | 5.44 | 33.23 |

802.11b_Nss1,(1Mbps)_2TX

2462MHz_TX

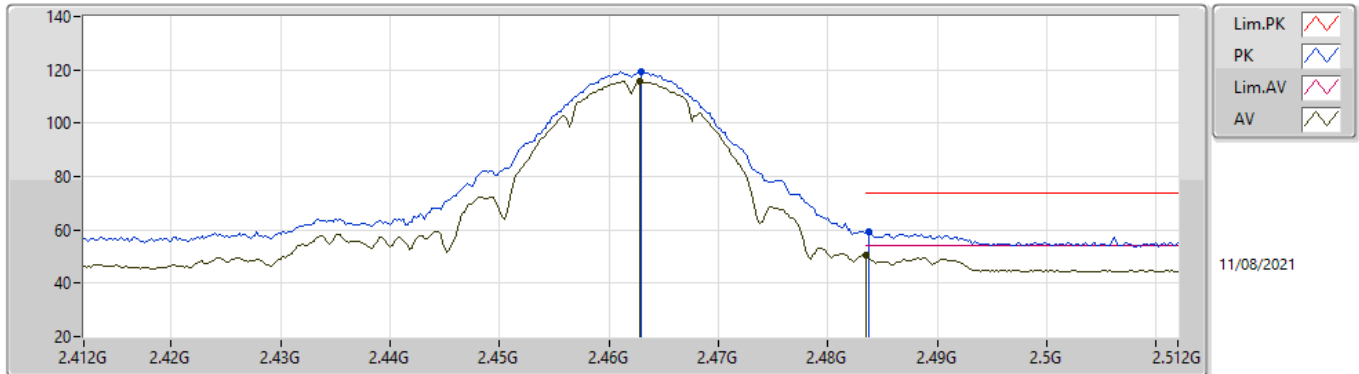


EUT_Z_2TX
Setting 59
04-F-N-2

| Type | Freq (Hz) | Level (dBuV/m) | Limit (dBuV/m) | Margin (dB) | Raw (dBuV) | Dist (m) | Condition | Azimuth (°) | Height (m) | Comment | AF (dB) | CL (dB) | PA (dB) |
|------|-----------|----------------|----------------|-------------|------------|----------|-----------|-------------|------------|---------|---------|---------|---------|
| PK | 2.461G | 113.50 | Inf | -Inf | 82.60 | 3 | Vertical | -0 | 1.11 | - | 27.64 | 3.26 | - |
| AV | 2.4614G | 110.05 | Inf | -Inf | 79.14 | 3 | Vertical | -0 | 1.11 | - | 27.65 | 3.26 | - |
| PK | 2.4836G | 58.56 | 74.00 | -15.44 | 27.55 | 3 | Vertical | -0 | 1.11 | - | 27.73 | 3.28 | - |
| AV | 2.4848G | 49.15 | 54.00 | -4.85 | 18.13 | 3 | Vertical | -0 | 1.11 | - | 27.74 | 3.28 | - |

802.11b_Nss1,(1Mbps)_2TX

2462MHz_TX

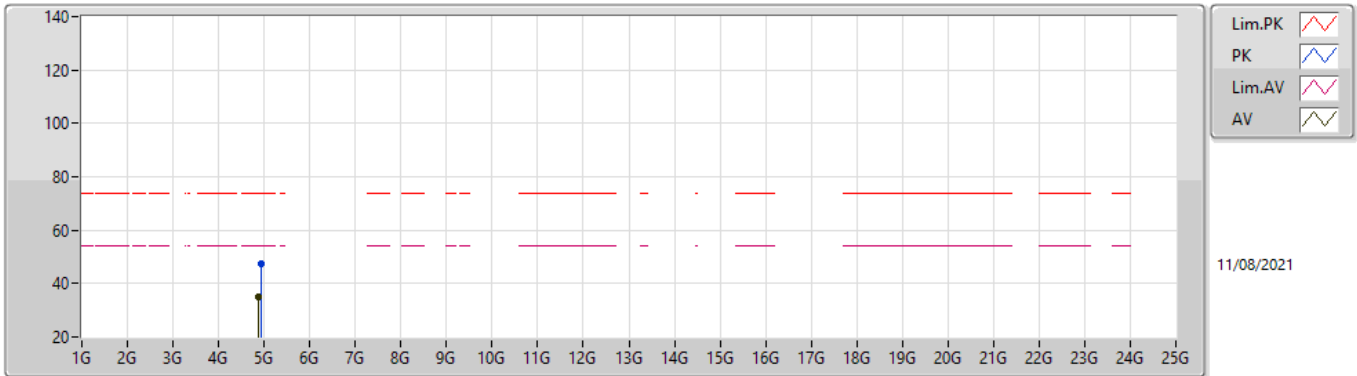


EUT_Z_2TX
Setting 59
04-F-N-2

| Type | Freq (Hz) | Level (dBuV/m) | Limit (dBuV/m) | Margin (dB) | Raw (dBuV) | Dist (m) | Condition | Azimuth (°) | Height (m) | Comment | AF (dB) | CL (dB) | PA (dB) |
|------|-----------|----------------|----------------|-------------|------------|----------|------------|-------------|------------|---------|---------|---------|---------|
| PK | 2.463G | 119.46 | Inf | -Inf | 88.55 | 3 | Horizontal | 66 | 1.00 | - | 27.65 | 3.26 | - |
| AV | 2.4628G | 115.73 | Inf | -Inf | 84.82 | 3 | Horizontal | 66 | 1.00 | - | 27.65 | 3.26 | - |
| PK | 2.4838G | 59.15 | 74.00 | -14.85 | 28.13 | 3 | Horizontal | 66 | 1.00 | - | 27.74 | 3.28 | - |
| AV | 2.4835G | 50.40 | 54.00 | -3.60 | 19.39 | 3 | Horizontal | 66 | 1.00 | - | 27.73 | 3.28 | - |

802.11b_Nss1,(1Mbps)_2TX

2462MHz_TX

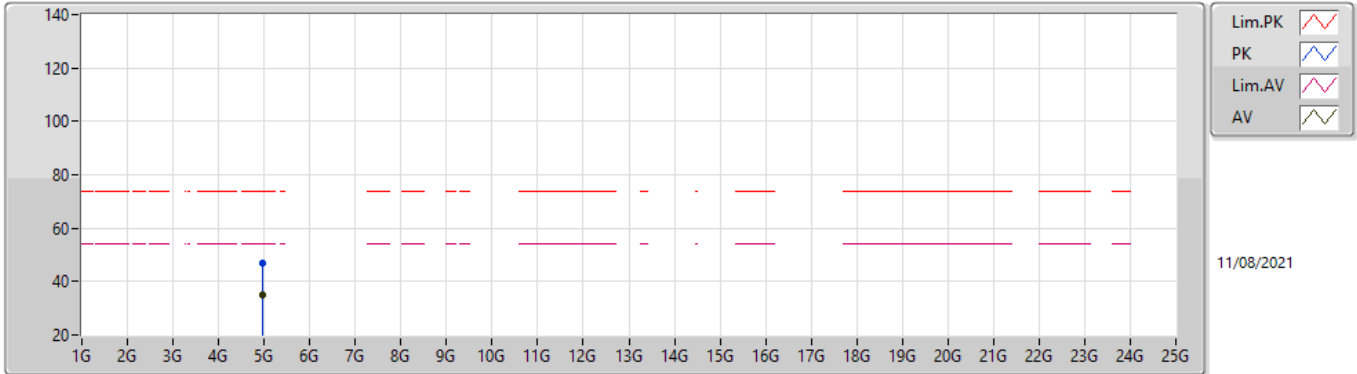


EUT_Z_2TX
Setting 59
04-F-N-2

| Type | Freq (Hz) | Level (dBuV/m) | Limit (dBuV/m) | Margin (dB) | Raw (dBuV) | Dist (m) | Condition | Azimuth (°) | Height (m) | Comment | AF (dB) | CL (dB) | PA (dB) |
|------|-----------|----------------|----------------|-------------|------------|----------|-----------|-------------|------------|---------|---------|---------|---------|
| PK | 4.9432G | 47.36 | 74.00 | -26.64 | 42.11 | 3 | Vertical | 360 | 1.45 | - | 32.97 | 5.47 | 33.19 |
| AV | 4.8836G | 34.82 | 54.00 | -19.18 | 29.83 | 3 | Vertical | 360 | 1.45 | - | 32.77 | 5.44 | 33.22 |

802.11b_Nss1,(1Mbps)_2TX

2462MHz_TX

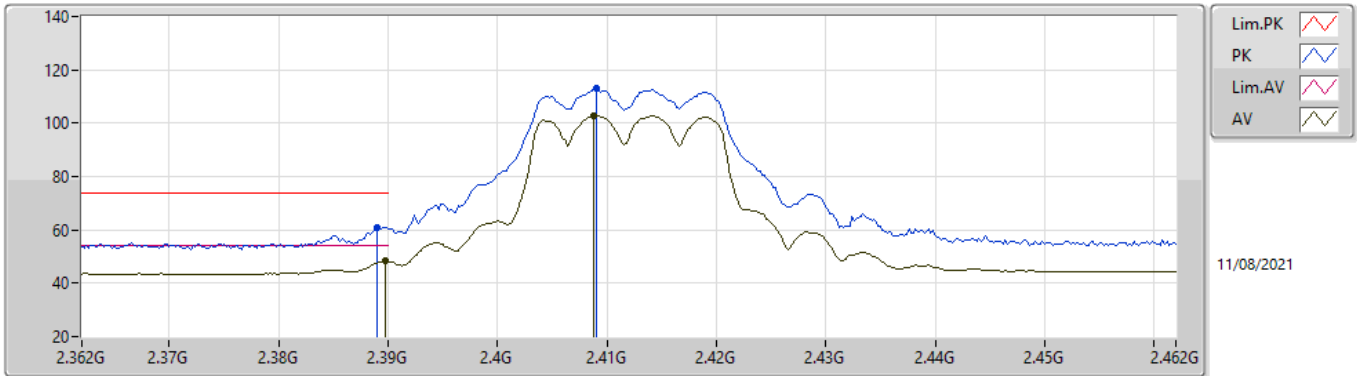


EUT_Z_2TX
Setting 59
04-F-N-2

| Type | Freq (Hz) | Level (dBuV/m) | Limit (dBuV/m) | Margin (dB) | Raw (dBuV) | Dist (m) | Condition | Azimuth (°) | Height (m) | Comment | AF (dB) | CL (dB) | PA (dB) |
|------|-----------|----------------|----------------|-------------|------------|----------|------------|-------------|------------|---------|---------|---------|---------|
| PK | 4.9534G | 46.96 | 74.00 | -27.04 | 41.67 | 3 | Horizontal | 182 | 3.00 | - | 32.99 | 5.48 | 33.18 |
| AV | 4.9596G | 34.80 | 54.00 | -19.20 | 29.52 | 3 | Horizontal | 182 | 3.00 | - | 32.98 | 5.48 | 33.18 |

802.11g_Nss1,(6Mbps)_2TX

2412MHz_TX

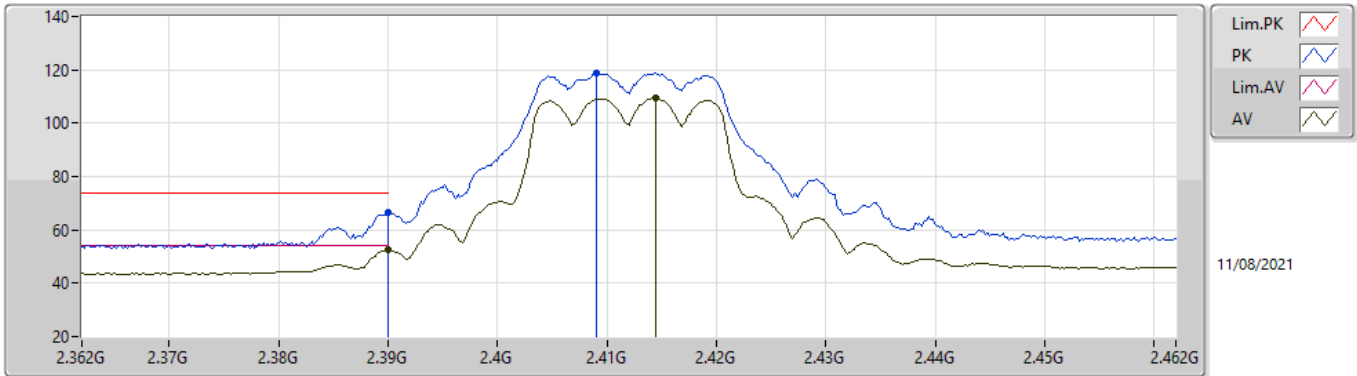


EUT_Z_2TX
Setting 46
04-F-N-2

| Type | Freq (Hz) | Level (dBuV/m) | Limit (dBuV/m) | Margin (dB) | Raw (dBuV) | Dist (m) | Condition | Azimuth (°) | Height (m) | Comment | AF (dB) | CL (dB) | PA (dB) |
|------|-----------|----------------|----------------|-------------|------------|----------|-----------|-------------|------------|---------|---------|---------|---------|
| PK | 2.389G | 60.78 | 74.00 | -13.22 | 30.10 | 3 | Vertical | 127 | 1.16 | - | 27.48 | 3.20 | - |
| AV | 2.3898G | 48.24 | 54.00 | -5.76 | 17.56 | 3 | Vertical | 127 | 1.16 | - | 27.48 | 3.20 | - |
| PK | 2.409G | 112.86 | Inf | -Inf | 82.13 | 3 | Vertical | 127 | 1.16 | - | 27.52 | 3.21 | - |
| AV | 2.4088G | 102.87 | Inf | -Inf | 72.14 | 3 | Vertical | 127 | 1.16 | - | 27.52 | 3.21 | - |

802.11g_Nss1,(6Mbps)_2TX

2412MHz_TX

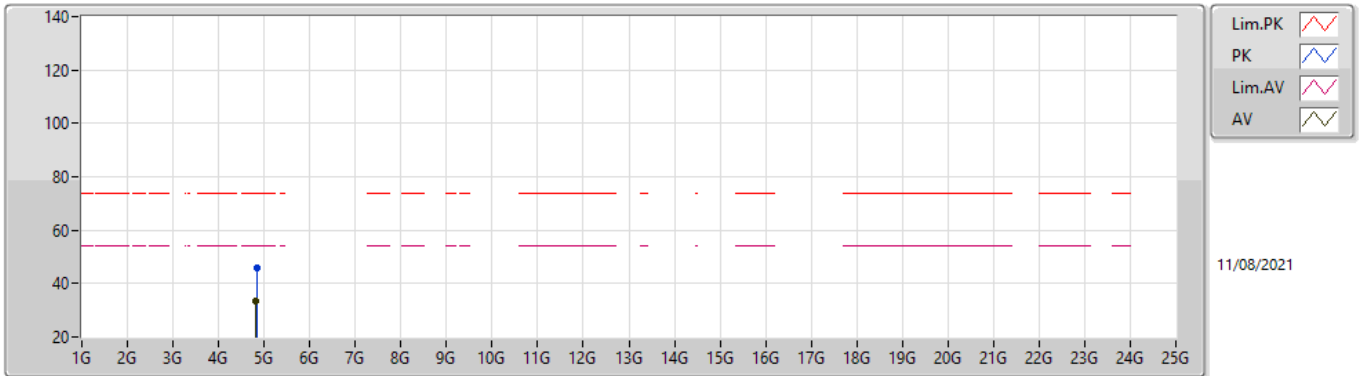


EUT_Z_2TX
Setting 46
04-F-N-2

| Type | Freq (Hz) | Level (dBuV/m) | Limit (dBuV/m) | Margin (dB) | Raw (dBuV) | Dist (m) | Condition | Azimuth (°) | Height (m) | Comment | AF (dB) | CL (dB) | PA (dB) |
|------|-----------|----------------|----------------|-------------|------------|----------|------------|-------------|------------|---------|---------|---------|---------|
| PK | 2.39G | 66.67 | 74.00 | -7.33 | 35.99 | 3 | Horizontal | 230 | 1.00 | - | 27.48 | 3.20 | - |
| AV | 2.39G | 52.43 | 54.00 | -1.57 | 21.75 | 3 | Horizontal | 230 | 1.00 | - | 27.48 | 3.20 | - |
| PK | 2.409G | 118.75 | Inf | -Inf | 88.02 | 3 | Horizontal | 230 | 1.00 | - | 27.52 | 3.21 | - |
| AV | 2.4144G | 109.37 | Inf | -Inf | 78.63 | 3 | Horizontal | 230 | 1.00 | - | 27.53 | 3.21 | - |

802.11g_Nss1,(6Mbps)_2TX

2412MHz_TX

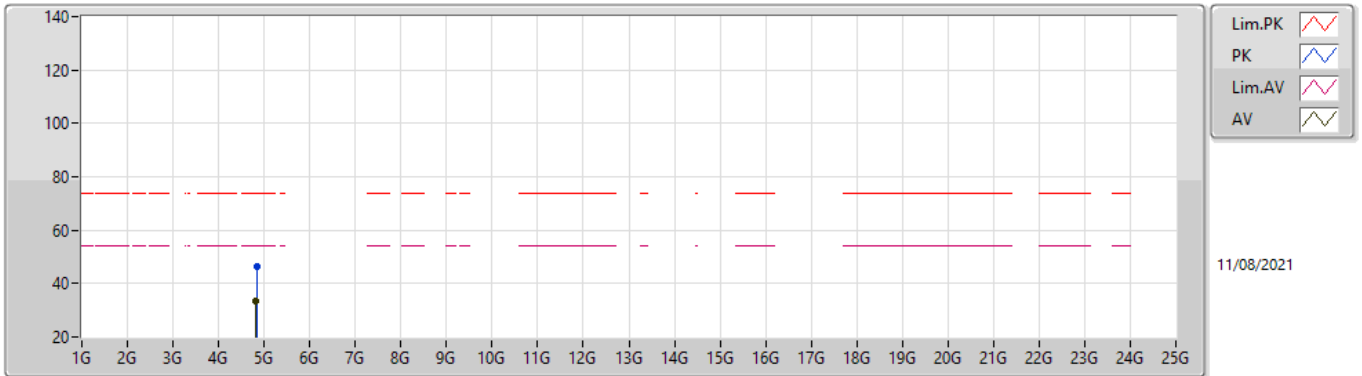


EUT_Z_2TX
Setting 46
04-F-N-2

| Type | Freq (Hz) | Level (dBuV/m) | Limit (dBuV/m) | Margin (dB) | Raw (dBuV) | Dist (m) | Condition | Azimuth (°) | Height (m) | Comment | AF (dB) | CL (dB) | PA (dB) |
|------|-----------|----------------|----------------|-------------|------------|----------|-----------|-------------|------------|---------|---------|---------|---------|
| PK | 4.8407G | 46.03 | 74.00 | -27.97 | 41.21 | 3 | Vertical | 173 | 1.09 | - | 32.64 | 5.42 | 33.24 |
| AV | 4.8278G | 33.55 | 54.00 | -20.45 | 28.82 | 3 | Vertical | 173 | 1.09 | - | 32.57 | 5.41 | 33.25 |

802.11g_Nss1,(6Mbps)_2TX

2412MHz_TX

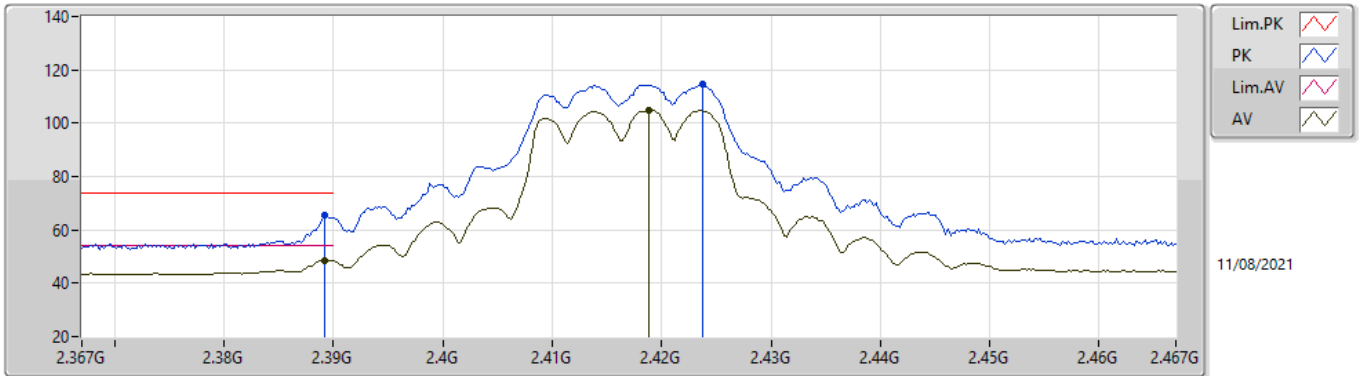


EUT_Z_2TX
Setting 46
04-F-N-2

| Type | Freq (Hz) | Level (dBuV/m) | Limit (dBuV/m) | Margin (dB) | Raw (dBuV) | Dist (m) | Condition | Azimuth (°) | Height (m) | Comment | AF (dB) | CL (dB) | PA (dB) |
|------|-----------|----------------|----------------|-------------|------------|----------|------------|-------------|------------|---------|---------|---------|---------|
| PK | 4.8481G | 46.36 | 74.00 | -27.64 | 41.49 | 3 | Horizontal | 221 | 2.59 | - | 32.69 | 5.42 | 33.24 |
| AV | 4.8057G | 33.36 | 54.00 | -20.64 | 28.79 | 3 | Horizontal | 221 | 2.59 | - | 32.43 | 5.40 | 33.26 |

802.11g_Nss1,(6Mbps)_2TX

2417MHz_TX

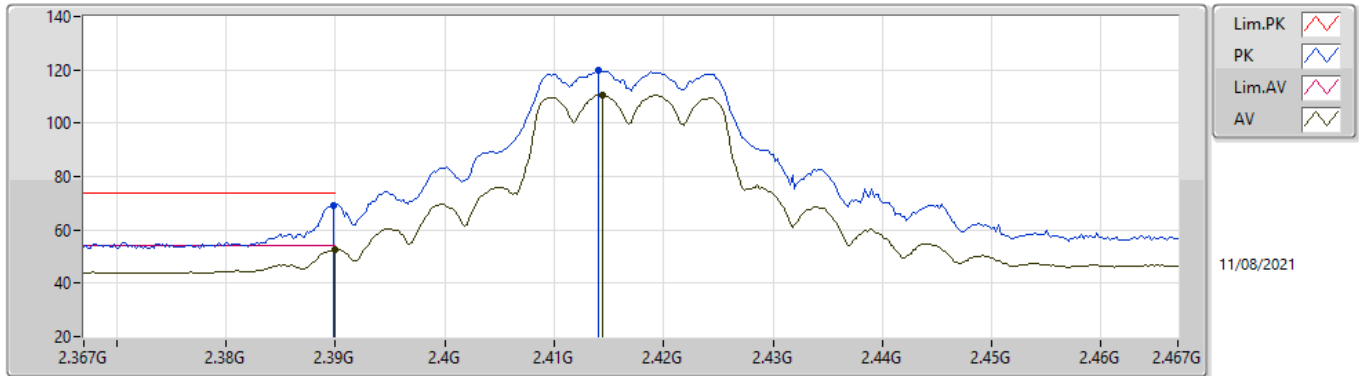


EUT_Z_2TX
Setting 48
04-F-N-2

| Type | Freq (Hz) | Level (dBuV/m) | Limit (dBuV/m) | Margin (dB) | Raw (dBuV) | Dist (m) | Condition | Azimuth (°) | Height (m) | Comment | AF (dB) | CL (dB) | PA (dB) |
|------|-----------|----------------|----------------|-------------|------------|----------|-----------|-------------|------------|---------|---------|---------|---------|
| PK | 2.3892G | 65.31 | 74.00 | -8.69 | 34.63 | 3 | Vertical | 136 | 1.07 | - | 27.48 | 3.20 | - |
| AV | 2.3892G | 48.69 | 54.00 | -5.31 | 18.01 | 3 | Vertical | 136 | 1.07 | - | 27.48 | 3.20 | - |
| PK | 2.4238G | 114.48 | Inf | -Inf | 83.71 | 3 | Vertical | 136 | 1.07 | - | 27.55 | 3.22 | - |
| AV | 2.4188G | 104.84 | Inf | -Inf | 74.08 | 3 | Vertical | 136 | 1.07 | - | 27.54 | 3.22 | - |

802.11g_Nss1,(6Mbps)_2TX

2417MHz_TX

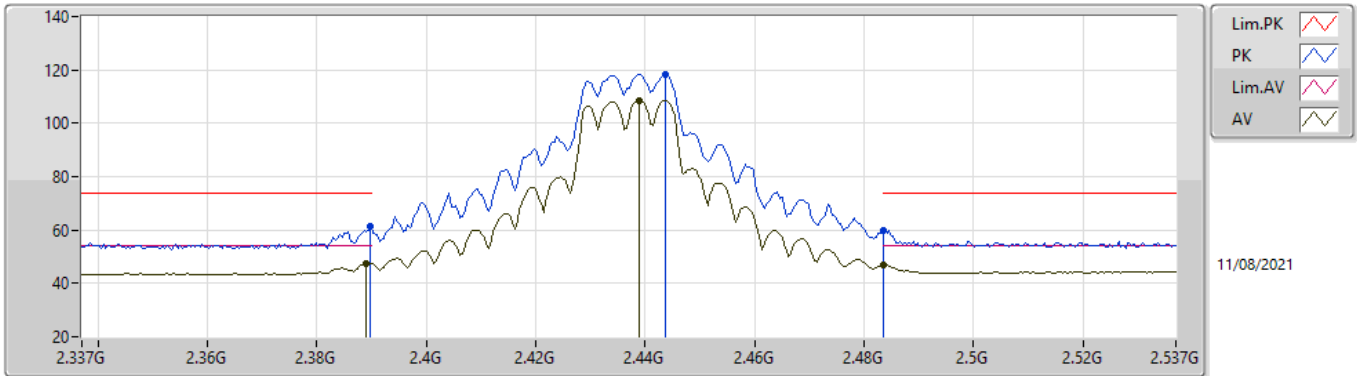


EUT_Z_2TX
Setting 48
04-F-N-2

| Type | Freq (Hz) | Level (dBuV/m) | Limit (dBuV/m) | Margin (dB) | Raw (dBuV) | Dist (m) | Condition | Azimuth (°) | Height (m) | Comment | AF (dB) | CL (dB) | PA (dB) |
|------|-----------|----------------|----------------|-------------|------------|----------|------------|-------------|------------|---------|---------|---------|---------|
| PK | 2.3898G | 69.31 | 74.00 | -4.69 | 38.63 | 3 | Horizontal | 228 | 1.00 | - | 27.48 | 3.20 | - |
| AV | 2.39G | 52.36 | 54.00 | -1.64 | 21.68 | 3 | Horizontal | 228 | 1.00 | - | 27.48 | 3.20 | - |
| PK | 2.414G | 119.66 | Inf | -Inf | 88.92 | 3 | Horizontal | 228 | 1.00 | - | 27.53 | 3.21 | - |
| AV | 2.4144G | 110.49 | Inf | -Inf | 79.75 | 3 | Horizontal | 228 | 1.00 | - | 27.53 | 3.21 | - |

802.11g_Nss1,(6Mbps)_2TX

2437MHz_TX

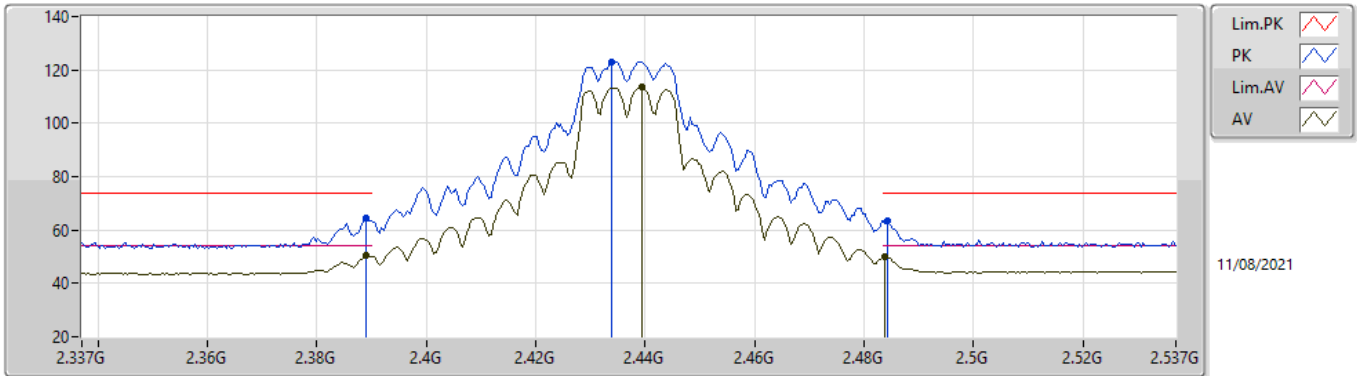


EUT_Z_2TX
Setting 60
04-F-N-2

| Type | Freq (Hz) | Level (dBuV/m) | Limit (dBuV/m) | Margin (dB) | Raw (dBuV) | Dist (m) | Condition | Azimuth (°) | Height (m) | Comment | AF (dB) | CL (dB) | PA (dB) |
|------|-----------|----------------|----------------|-------------|------------|----------|-----------|-------------|------------|---------|---------|---------|---------|
| PK | 2.3898G | 61.15 | 74.00 | -12.85 | 30.47 | 3 | Vertical | 131 | 1.00 | - | 27.48 | 3.20 | - |
| AV | 2.389G | 47.61 | 54.00 | -6.39 | 16.93 | 3 | Vertical | 131 | 1.00 | - | 27.48 | 3.20 | - |
| PK | 2.4438G | 118.21 | Inf | -Inf | 87.38 | 3 | Vertical | 131 | 1.00 | - | 27.59 | 3.24 | - |
| AV | 2.439G | 108.55 | Inf | -Inf | 77.73 | 3 | Vertical | 131 | 1.00 | - | 27.58 | 3.24 | - |
| PK | 2.4835G | 59.84 | 74.00 | -14.16 | 28.83 | 3 | Vertical | 131 | 1.00 | - | 27.73 | 3.28 | - |
| AV | 2.4835G | 46.87 | 54.00 | -7.13 | 15.86 | 3 | Vertical | 131 | 1.00 | - | 27.73 | 3.28 | - |

802.11g_Nss1,(6Mbps)_2TX

2437MHz_TX

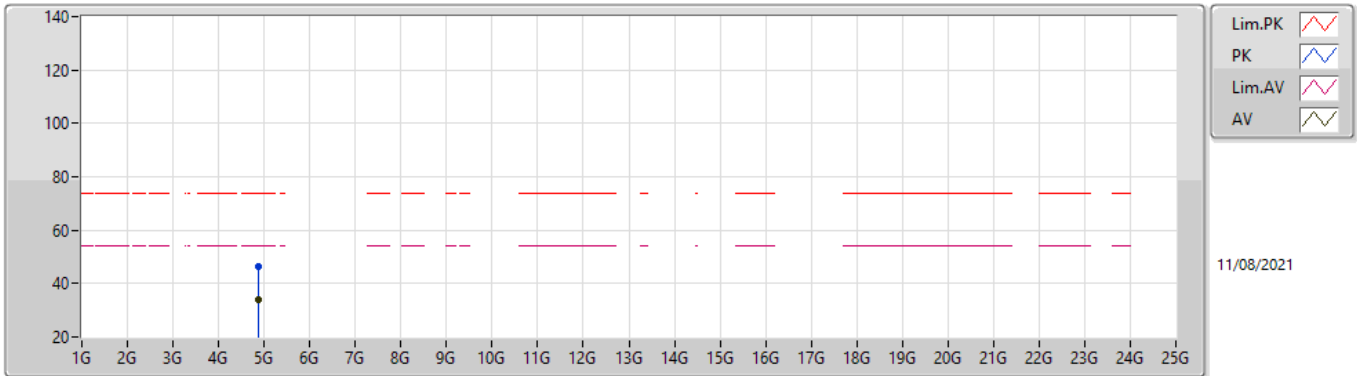


EUT_Z_2TX
Setting 60
04-F-N-2

| Type | Freq (Hz) | Level (dBuV/m) | Limit (dBuV/m) | Margin (dB) | Raw (dBuV) | Dist (m) | Condition | Azimuth (°) | Height (m) | Comment | AF (dB) | CL (dB) | PA (dB) |
|------|-----------|----------------|----------------|-------------|------------|----------|------------|-------------|------------|---------|---------|---------|---------|
| PK | 2.389G | 64.25 | 74.00 | -9.75 | 33.57 | 3 | Horizontal | 46 | 1.18 | - | 27.48 | 3.20 | - |
| AV | 2.389G | 50.27 | 54.00 | -3.73 | 19.59 | 3 | Horizontal | 46 | 1.18 | - | 27.48 | 3.20 | - |
| PK | 2.4338G | 123.18 | Inf | -Inf | 92.38 | 3 | Horizontal | 46 | 1.18 | - | 27.57 | 3.23 | - |
| AV | 2.4394G | 113.54 | Inf | -Inf | 82.72 | 3 | Horizontal | 46 | 1.18 | - | 27.58 | 3.24 | - |
| PK | 2.4842G | 63.46 | 74.00 | -10.54 | 32.44 | 3 | Horizontal | 46 | 1.18 | - | 27.74 | 3.28 | - |
| AV | 2.4838G | 49.79 | 54.00 | -4.21 | 18.77 | 3 | Horizontal | 46 | 1.18 | - | 27.74 | 3.28 | - |

802.11g_Nss1,(6Mbps)_2TX

2437MHz_TX

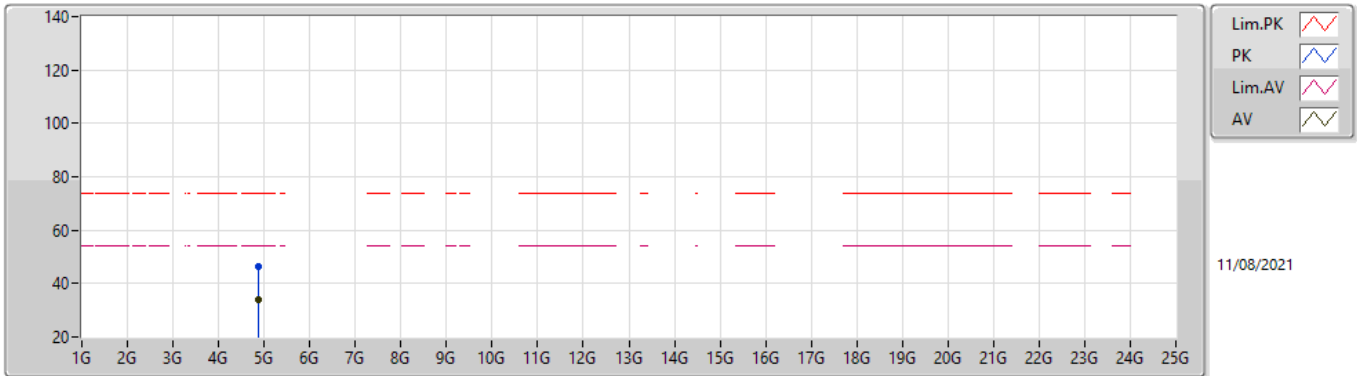


EUT_Z_2TX
Setting 60
04-F-N-2

| Type | Freq (Hz) | Level (dBuV/m) | Limit (dBuV/m) | Margin (dB) | Raw (dBuV) | Dist (m) | Condition | Azimuth (°) | Height (m) | Comment | AF (dB) | CL (dB) | PA (dB) |
|------|-----------|----------------|----------------|-------------|------------|----------|-----------|-------------|------------|---------|---------|---------|---------|
| PK | 4.8618G | 46.59 | 74.00 | -27.41 | 41.67 | 3 | Vertical | 202 | 2.63 | - | 32.72 | 5.43 | 33.23 |
| AV | 4.8724G | 33.95 | 54.00 | -20.05 | 29.00 | 3 | Vertical | 202 | 2.63 | - | 32.74 | 5.44 | 33.23 |

802.11g_Nss1,(6Mbps)_2TX

2437MHz_TX

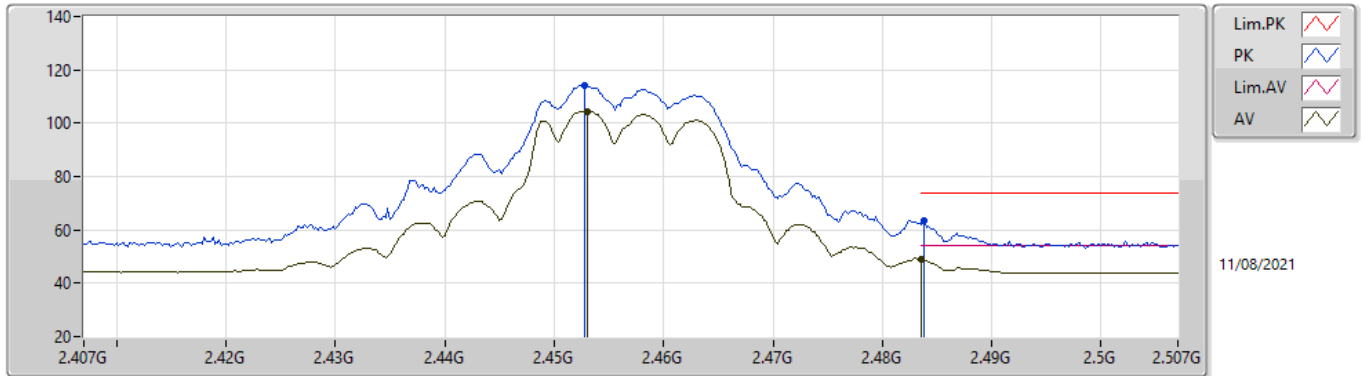


EUT_Z_2TX
Setting 60
04-F-N-2

| Type | Freq (Hz) | Level (dBuV/m) | Limit (dBuV/m) | Margin (dB) | Raw (dBuV) | Dist (m) | Condition | Azimuth (°) | Height (m) | Comment | AF (dB) | CL (dB) | PA (dB) |
|------|-----------|----------------|----------------|-------------|------------|----------|------------|-------------|------------|---------|---------|---------|---------|
| PK | 4.8809G | 46.43 | 74.00 | -27.57 | 41.45 | 3 | Horizontal | 140 | 2.47 | - | 32.76 | 5.44 | 33.22 |
| AV | 4.8792G | 33.80 | 54.00 | -20.20 | 28.82 | 3 | Horizontal | 140 | 2.47 | - | 32.76 | 5.44 | 33.22 |

802.11g_Nss1,(6Mbps)_2TX

2457MHz_TX

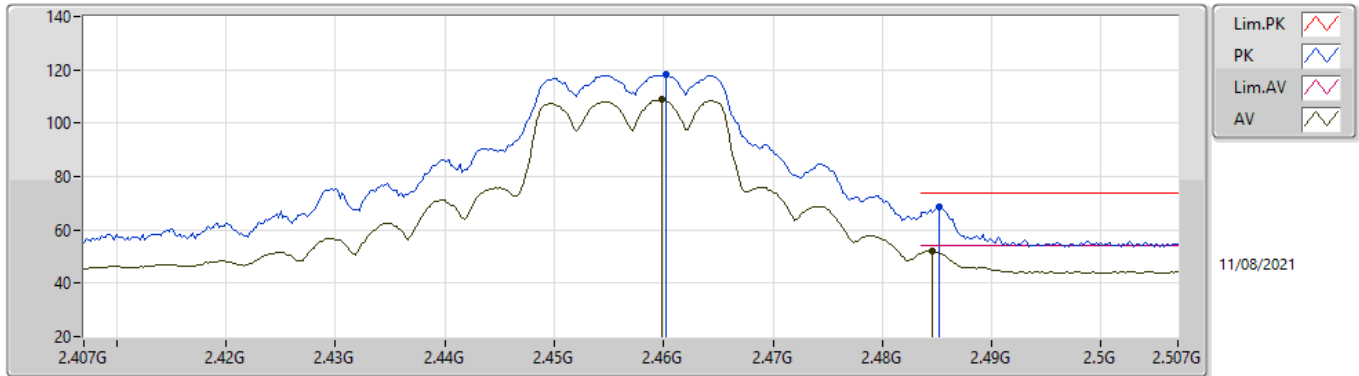


EUT_Z_2TX
Setting 48
04-F-N-2

| Type | Freq (Hz) | Level (dBuV/m) | Limit (dBuV/m) | Margin (dB) | Raw (dBuV) | Dist (m) | Condition | Azimuth (°) | Height (m) | Comment | AF (dB) | CL (dB) | PA (dB) |
|------|-----------|----------------|----------------|-------------|------------|----------|-----------|-------------|------------|---------|---------|---------|---------|
| PK | 2.4528G | 114.16 | Inf | -Inf | 83.30 | 3 | Vertical | 131 | 2.18 | - | 27.61 | 3.25 | - |
| AV | 2.453G | 104.51 | Inf | -Inf | 73.65 | 3 | Vertical | 131 | 2.18 | - | 27.61 | 3.25 | - |
| PK | 2.4838G | 63.27 | 74.00 | -10.73 | 32.25 | 3 | Vertical | 131 | 2.18 | - | 27.74 | 3.28 | - |
| AV | 2.4835G | 49.06 | 54.00 | -4.94 | 18.05 | 3 | Vertical | 131 | 2.18 | - | 27.73 | 3.28 | - |

802.11g_Nss1,(6Mbps)_2TX

2457MHz_TX

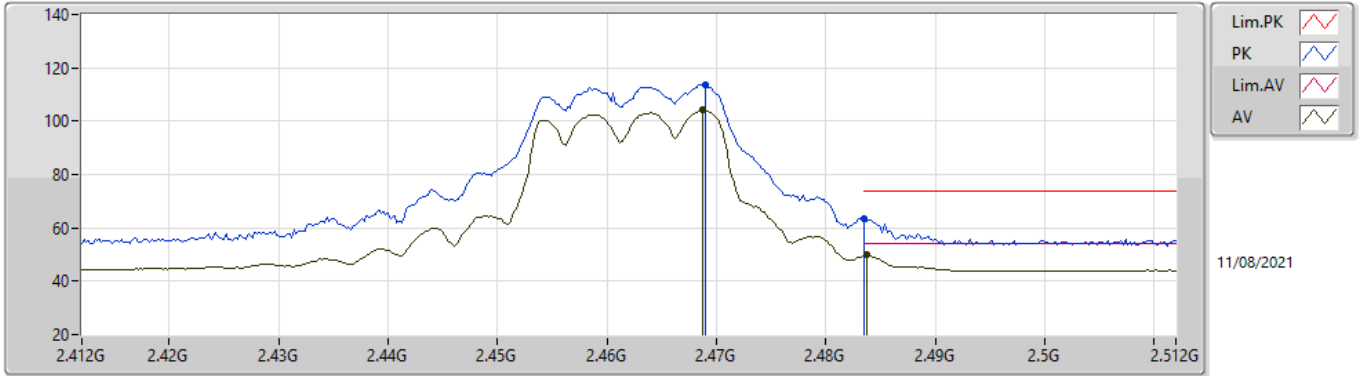


EUT_Z_2TX
Setting 48
04-F-N-2

| Type | Freq (Hz) | Level (dBuV/m) | Limit (dBuV/m) | Margin (dB) | Raw (dBuV) | Dist (m) | Condition | Azimuth (°) | Height (m) | Comment | AF (dB) | CL (dB) | PA (dB) |
|------|-----------|----------------|----------------|-------------|------------|----------|------------|-------------|------------|---------|---------|---------|---------|
| PK | 2.4602G | 118.17 | Inf | -Inf | 87.27 | 3 | Horizontal | 42 | 1.24 | - | 27.64 | 3.26 | - |
| AV | 2.4598G | 108.79 | Inf | -Inf | 77.89 | 3 | Horizontal | 42 | 1.24 | - | 27.64 | 3.26 | - |
| PK | 2.4852G | 68.55 | 74.00 | -5.45 | 37.52 | 3 | Horizontal | 42 | 1.24 | - | 27.74 | 3.29 | - |
| AV | 2.4846G | 52.14 | 54.00 | -1.86 | 21.12 | 3 | Horizontal | 42 | 1.24 | - | 27.74 | 3.28 | - |

802.11g_Nss1,(6Mbps)_2TX

2462MHz_TX

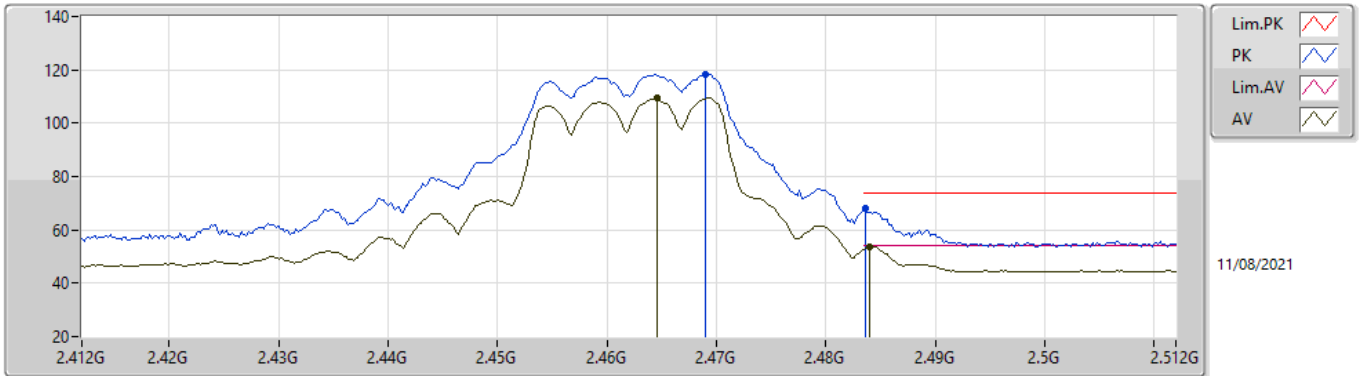


EUT_Z_2TX
Setting 46
04-F-N-2

| Type | Freq (Hz) | Level (dBuV/m) | Limit (dBuV/m) | Margin (dB) | Raw (dBuV) | Dist (m) | Condition | Azimuth (°) | Height (m) | Comment | AF (dB) | CL (dB) | PA (dB) |
|------|-----------|----------------|----------------|-------------|------------|----------|-----------|-------------|------------|---------|---------|---------|---------|
| PK | 2.469G | 113.74 | Inf | -Inf | 82.79 | 3 | Vertical | 132 | 1.10 | - | 27.68 | 3.27 | - |
| AV | 2.4688G | 104.06 | Inf | -Inf | 73.11 | 3 | Vertical | 132 | 1.10 | - | 27.68 | 3.27 | - |
| PK | 2.4835G | 63.54 | 74.00 | -10.46 | 32.53 | 3 | Vertical | 132 | 1.10 | - | 27.73 | 3.28 | - |
| AV | 2.4838G | 49.87 | 54.00 | -4.13 | 18.85 | 3 | Vertical | 132 | 1.10 | - | 27.74 | 3.28 | - |

802.11g_Nss1,(6Mbps)_2TX

2462MHz_TX

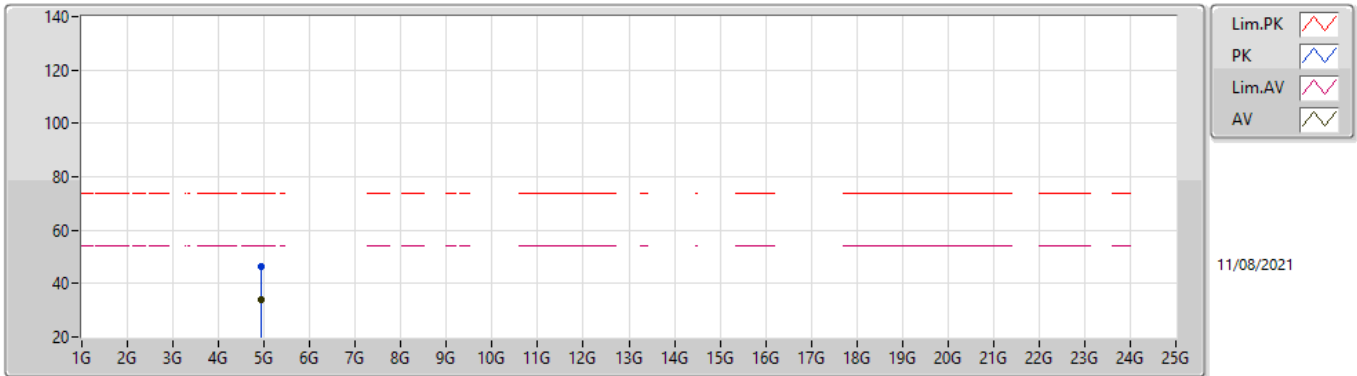


EUT_Z_2TX
Setting 46
04-F-N-2

| Type | Freq (Hz) | Level (dBuV/m) | Limit (dBuV/m) | Margin (dB) | Raw (dBuV) | Dist (m) | Condition | Azimuth (°) | Height (m) | Comment | AF (dB) | CL (dB) | PA (dB) |
|------|-----------|----------------|----------------|-------------|------------|----------|------------|-------------|------------|---------|---------|---------|---------|
| PK | 2.469G | 118.19 | Inf | -Inf | 87.24 | 3 | Horizontal | 46 | 1.00 | - | 27.68 | 3.27 | - |
| AV | 2.4646G | 109.38 | Inf | -Inf | 78.46 | 3 | Horizontal | 46 | 1.00 | - | 27.66 | 3.26 | - |
| PK | 2.4836G | 67.88 | 74.00 | -6.12 | 36.87 | 3 | Horizontal | 46 | 1.00 | - | 27.73 | 3.28 | - |
| AV | 2.484G | 53.82 | 54.00 | -0.18 | 22.80 | 3 | Horizontal | 46 | 1.00 | - | 27.74 | 3.28 | - |

802.11g_Nss1,(6Mbps)_2TX

2462MHz_TX

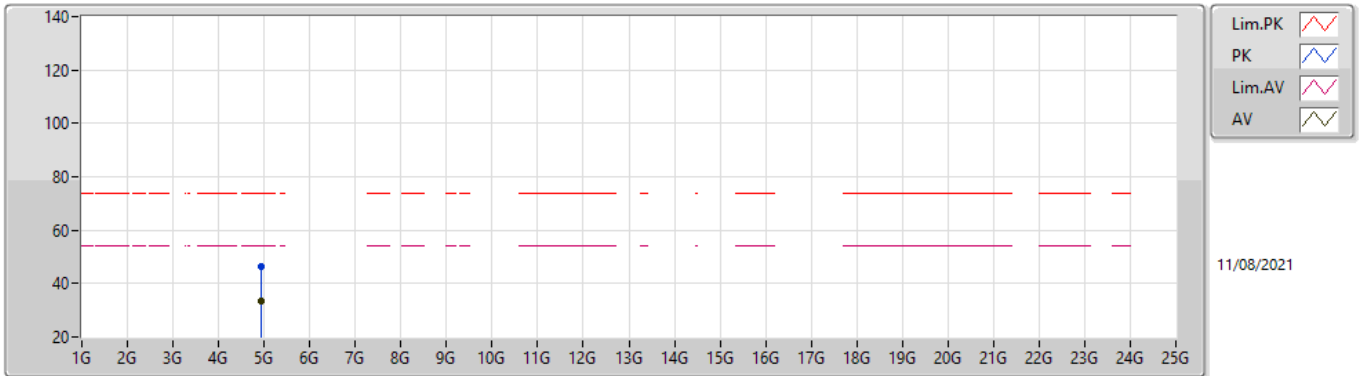


EUT_Z_2TX
Setting 46
04-F-N-2

| Type | Freq (Hz) | Level (dBuV/m) | Limit (dBuV/m) | Margin (dB) | Raw (dBuV) | Dist (m) | Condition | Azimuth (°) | Height (m) | Comment | AF (dB) | CL (dB) | PA (dB) |
|------|-----------|----------------|----------------|-------------|------------|----------|-----------|-------------|------------|---------|---------|---------|---------|
| PK | 4.9426G | 46.53 | 74.00 | -27.47 | 41.28 | 3 | Vertical | 64 | 1.17 | - | 32.97 | 5.47 | 33.19 |
| AV | 4.9393G | 33.84 | 54.00 | -20.16 | 28.60 | 3 | Vertical | 64 | 1.17 | - | 32.96 | 5.47 | 33.19 |

802.11g_Nss1,(6Mbps)_2TX

2462MHz_TX

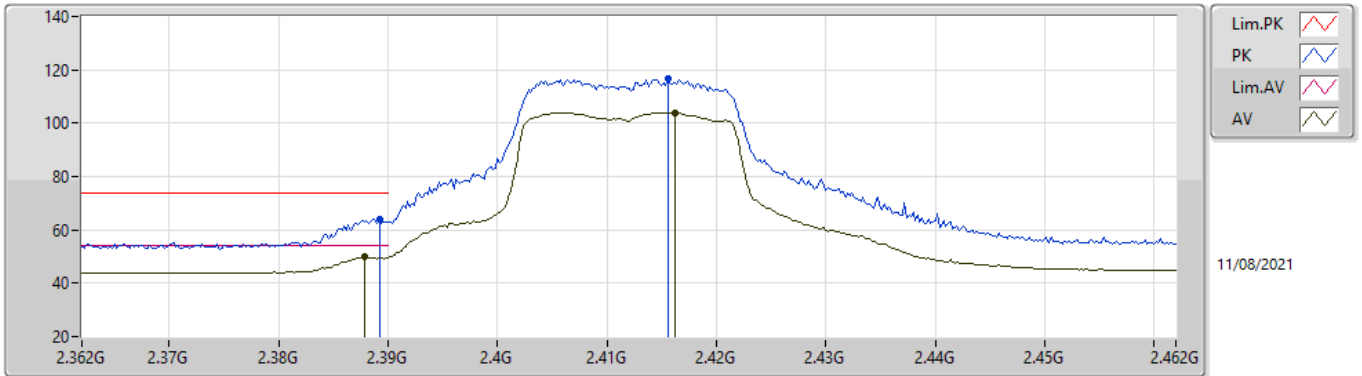


EUT_Z_2TX
Setting 46
04-F-N-2

| Type | Freq (Hz) | Level (dBuV/m) | Limit (dBuV/m) | Margin (dB) | Raw (dBuV) | Dist (m) | Condition | Azimuth (°) | Height (m) | Comment | AF (dB) | CL (dB) | PA (dB) |
|------|-----------|----------------|----------------|-------------|------------|----------|------------|-------------|------------|---------|---------|---------|---------|
| PK | 4.9407G | 46.62 | 74.00 | -27.38 | 41.38 | 3 | Horizontal | 355 | 1.72 | - | 32.96 | 5.47 | 33.19 |
| AV | 4.9488G | 33.63 | 54.00 | -20.37 | 28.35 | 3 | Horizontal | 355 | 1.72 | - | 33.00 | 5.47 | 33.19 |

802.11ax HEW20_Nss1,(MCS0)_2TX

2412MHz_TX

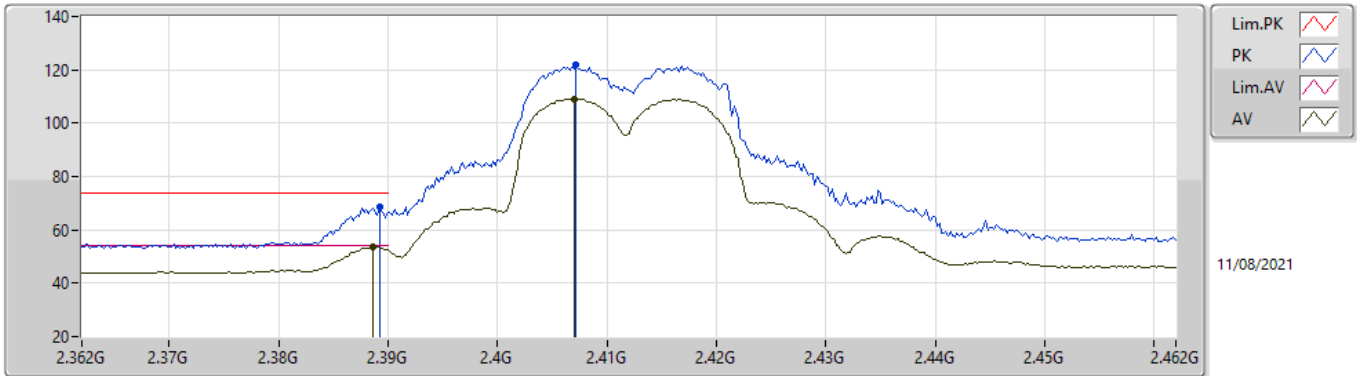


EUT_Z_2TX
Setting 46
04-F-N-2

| Type | Freq (Hz) | Level (dBuV/m) | Limit (dBuV/m) | Margin (dB) | Raw (dBuV) | Dist (m) | Condition | Azimuth (°) | Height (m) | Comment | AF (dB) | CL (dB) | PA (dB) |
|------|-----------|----------------|----------------|-------------|------------|----------|-----------|-------------|------------|---------|---------|---------|---------|
| PK | 2.3892G | 64.10 | 74.00 | -9.90 | 33.42 | 3 | Vertical | 312 | 2.96 | - | 27.48 | 3.20 | - |
| AV | 2.3878G | 49.77 | 54.00 | -4.23 | 19.09 | 3 | Vertical | 312 | 2.96 | - | 27.48 | 3.20 | - |
| PK | 2.4156G | 116.58 | Inf | -Inf | 85.83 | 3 | Vertical | 312 | 2.96 | - | 27.53 | 3.22 | - |
| AV | 2.4162G | 103.98 | Inf | -Inf | 73.23 | 3 | Vertical | 312 | 2.96 | - | 27.53 | 3.22 | - |

802.11ax HEW20_Nss1,(MCS0)_2TX

2412MHz_TX

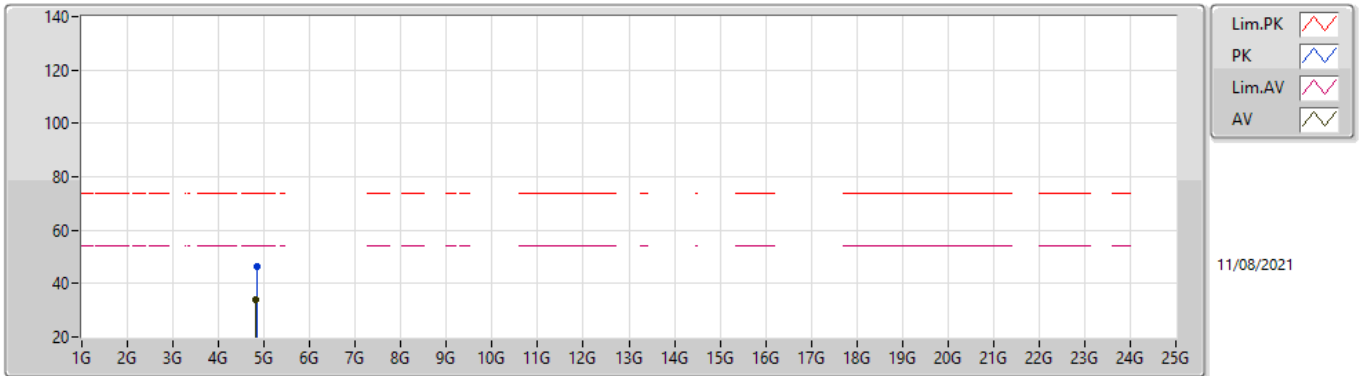


EUT_Z_2TX
Setting 46
04-F-N-2

| Type | Freq (Hz) | Level (dBuV/m) | Limit (dBuV/m) | Margin (dB) | Raw (dBuV) | Dist (m) | Condition | Azimuth (°) | Height (m) | Comment | AF (dB) | CL (dB) | PA (dB) |
|------|-----------|----------------|----------------|-------------|------------|----------|------------|-------------|------------|---------|---------|---------|---------|
| PK | 2.3892G | 68.40 | 74.00 | -5.60 | 37.72 | 3 | Horizontal | 229 | 1.03 | - | 27.48 | 3.20 | - |
| AV | 2.3886G | 53.76 | 54.00 | -0.24 | 23.08 | 3 | Horizontal | 229 | 1.03 | - | 27.48 | 3.20 | - |
| PK | 2.4072G | 121.81 | Inf | -Inf | 91.09 | 3 | Horizontal | 229 | 1.03 | - | 27.51 | 3.21 | - |
| AV | 2.407G | 108.96 | Inf | -Inf | 78.24 | 3 | Horizontal | 229 | 1.03 | - | 27.51 | 3.21 | - |

802.11ax HEW20_Nss1,(MCS0)_2TX

2412MHz_TX

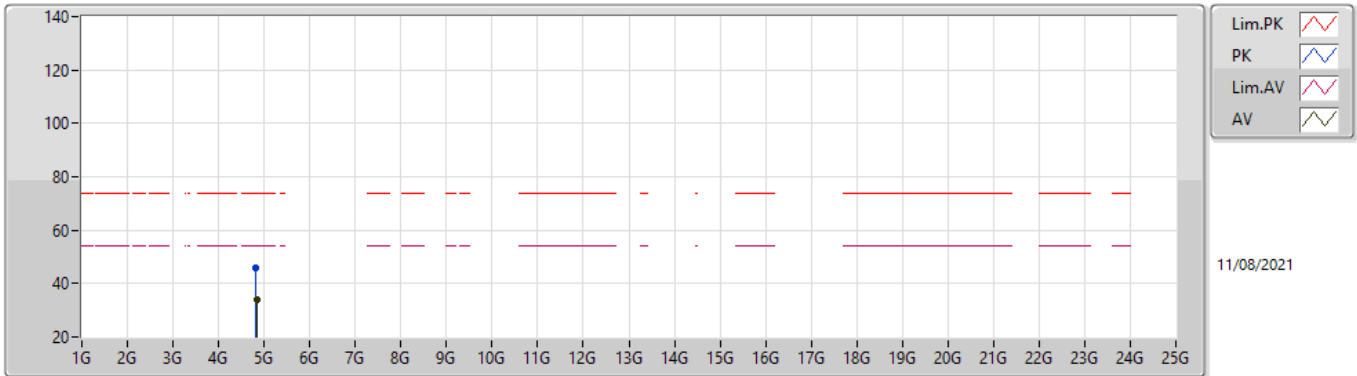


EUT_Z_2TX
Setting 46
04-F-N-2

| Type | Freq (Hz) | Level (dBuV/m) | Limit (dBuV/m) | Margin (dB) | Raw (dBuV) | Dist (m) | Condition | Azimuth (°) | Height (m) | Comment | AF (dB) | CL (dB) | PA (dB) |
|------|-----------|----------------|----------------|-------------|------------|----------|-----------|-------------|------------|---------|---------|---------|---------|
| PK | 4.8326G | 46.47 | 74.00 | -27.53 | 41.70 | 3 | Vertical | 42 | 1.90 | - | 32.60 | 5.42 | 33.25 |
| AV | 4.8254G | 34.03 | 54.00 | -19.97 | 29.32 | 3 | Vertical | 42 | 1.90 | - | 32.55 | 5.41 | 33.25 |

802.11ax HEW20_Nss1,(MCS0)_2TX

2412MHz_TX

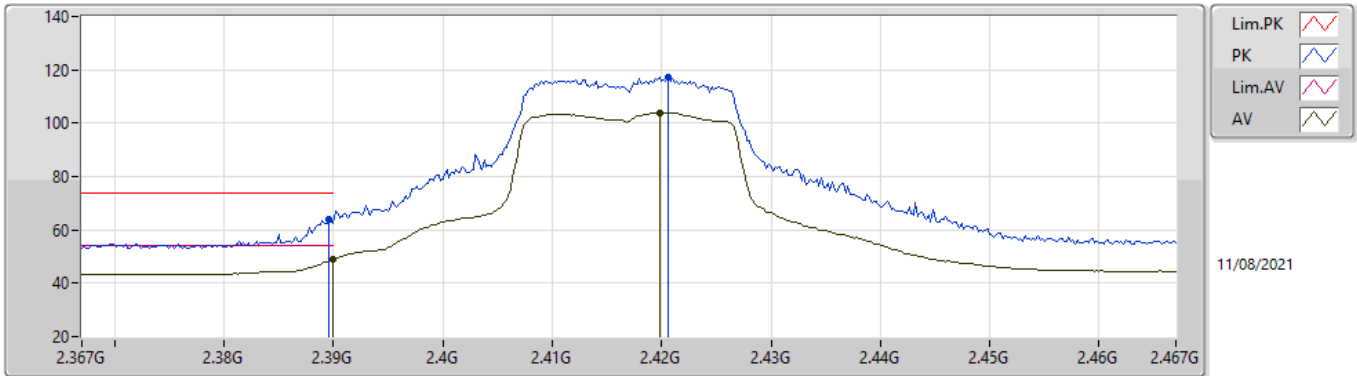


EUT_Z_2TX
Setting 46
04-F-N-2

| Type | Freq (Hz) | Level (dBuV/m) | Limit (dBuV/m) | Margin (dB) | Raw (dBuV) | Dist (m) | Condition | Azimuth (°) | Height (m) | Comment | AF (dB) | CL (dB) | PA (dB) |
|------|-----------|----------------|----------------|-------------|------------|----------|------------|-------------|------------|---------|---------|---------|---------|
| PK | 4.8045G | 45.99 | 74.00 | -28.01 | 41.42 | 3 | Horizontal | 100 | 2.76 | - | 32.43 | 5.40 | 33.26 |
| AV | 4.8393G | 34.00 | 54.00 | -20.00 | 29.18 | 3 | Horizontal | 100 | 2.76 | - | 32.64 | 5.42 | 33.24 |

802.11ax HEW20_Nss1,(MCS0)_2TX

2417MHz_TX

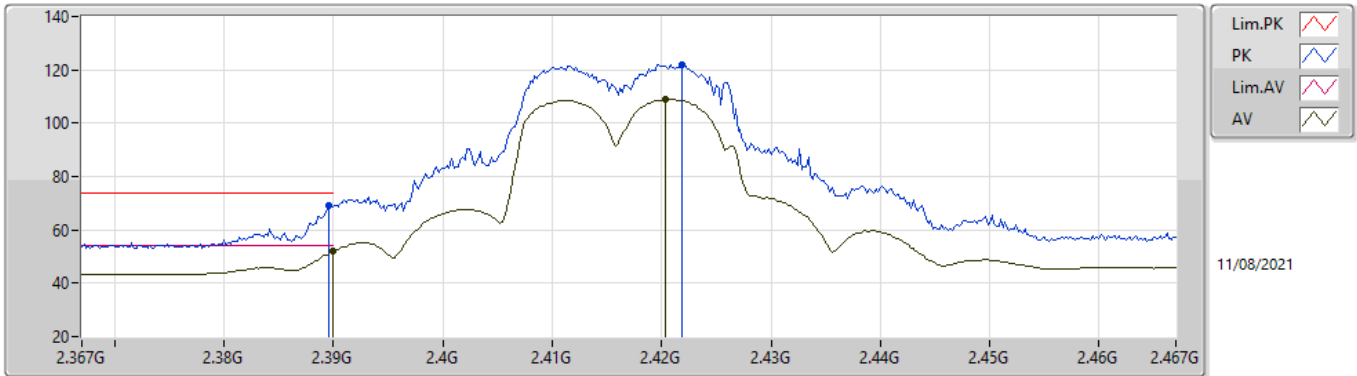


EUT_Z_2TX
Setting 47
04-F-N-2

| Type | Freq (Hz) | Level (dBuV/m) | Limit (dBuV/m) | Margin (dB) | Raw (dBuV) | Dist (m) | Condition | Azimuth (°) | Height (m) | Comment | AF (dB) | CL (dB) | PA (dB) |
|------|-----------|----------------|----------------|-------------|------------|----------|-----------|-------------|------------|---------|---------|---------|---------|
| PK | 2.3896G | 64.06 | 74.00 | -9.94 | 33.38 | 3 | Vertical | 313 | 2.95 | - | 27.48 | 3.20 | - |
| AV | 2.39G | 49.15 | 54.00 | -4.85 | 18.47 | 3 | Vertical | 313 | 2.95 | - | 27.48 | 3.20 | - |
| PK | 2.4206G | 117.24 | Inf | -Inf | 86.48 | 3 | Vertical | 313 | 2.95 | - | 27.54 | 3.22 | - |
| AV | 2.4198G | 103.98 | Inf | -Inf | 73.22 | 3 | Vertical | 313 | 2.95 | - | 27.54 | 3.22 | - |

802.11ax HEW20_Nss1,(MCS0)_2TX

2417MHz_TX

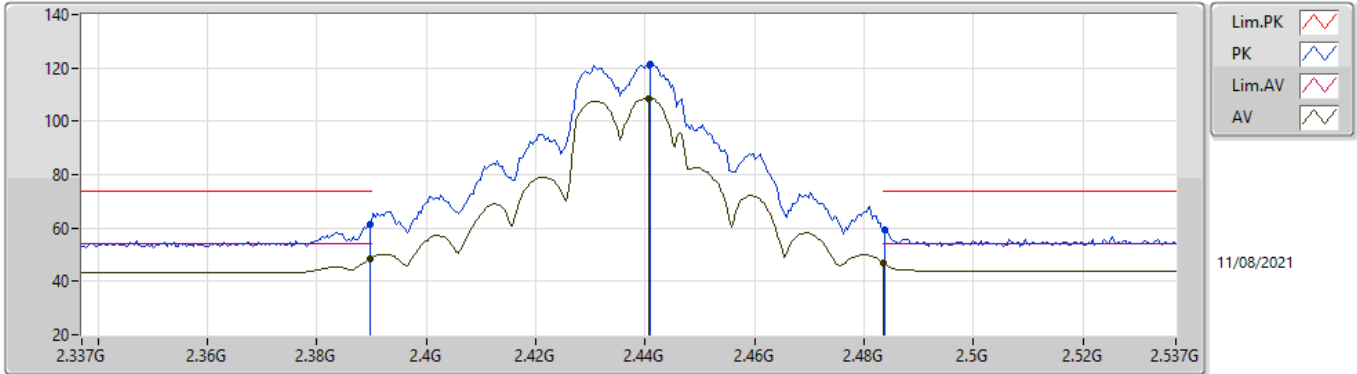


EUT_Z_2TX
Setting 47
04-F-N-2

| Type | Freq (Hz) | Level (dBuV/m) | Limit (dBuV/m) | Margin (dB) | Raw (dBuV) | Dist (m) | Condition | Azimuth (°) | Height (m) | Comment | AF (dB) | CL (dB) | PA (dB) |
|------|-----------|----------------|----------------|-------------|------------|----------|------------|-------------|------------|---------|---------|---------|---------|
| PK | 2.3896G | 69.03 | 74.00 | -4.97 | 38.35 | 3 | Horizontal | 50 | 1.00 | - | 27.48 | 3.20 | - |
| AV | 2.39G | 51.96 | 54.00 | -2.04 | 21.28 | 3 | Horizontal | 50 | 1.00 | - | 27.48 | 3.20 | - |
| PK | 2.4218G | 121.97 | Inf | -Inf | 91.21 | 3 | Horizontal | 50 | 1.00 | - | 27.54 | 3.22 | - |
| AV | 2.4204G | 109.02 | Inf | -Inf | 78.26 | 3 | Horizontal | 50 | 1.00 | - | 27.54 | 3.22 | - |

802.11ax HEW20_Nss1,(MCS0)_2TX

2437MHz_TX

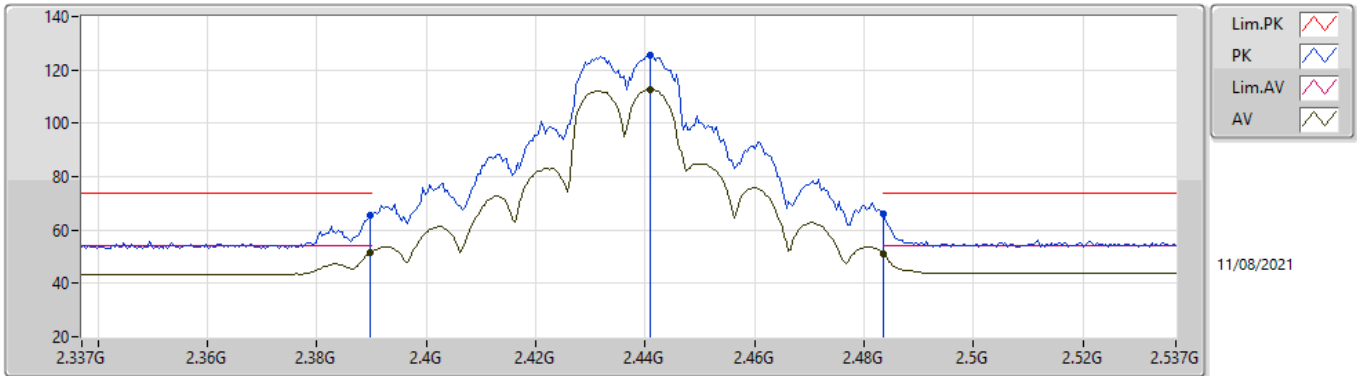






EUT_Z_2TX
Setting 60
04-F-N-2

| Type | Freq (Hz) | Level (dBuV/m) | Limit (dBuV/m) | Margin (dB) | Raw (dBuV) | Dist (m) | Condition | Azimuth (°) | Height (m) | Comment | AF (dB) | CL (dB) | PA (dB) |
|------|-----------|----------------|----------------|-------------|------------|----------|-----------|-------------|------------|---------|---------|---------|---------|
| PK | 2.3898G | 61.39 | 74.00 | -12.61 | 30.71 | 3 | Vertical | 134 | 1.00 | - | 27.48 | 3.20 | - |
| AV | 2.3898G | 48.67 | 54.00 | -5.33 | 17.99 | 3 | Vertical | 134 | 1.00 | - | 27.48 | 3.20 | - |
| PK | 2.441G | 121.15 | Inf | -Inf | 90.33 | 3 | Vertical | 134 | 1.00 | - | 27.58 | 3.24 | - |
| AV | 2.4406G | 108.60 | Inf | -Inf | 77.78 | 3 | Vertical | 134 | 1.00 | - | 27.58 | 3.24 | - |
| PK | 2.4838G | 59.44 | 74.00 | -14.56 | 28.42 | 3 | Vertical | 134 | 1.00 | - | 27.74 | 3.28 | - |
| AV | 2.4835G | 46.75 | 54.00 | -7.25 | 15.74 | 3 | Vertical | 134 | 1.00 | - | 27.73 | 3.28 | - |

802.11ax HEW20_Nss1,(MCS0)_2TX

2437MHz_TX



Lim.PK 
 PK 
 Lim.AV 
 AV 

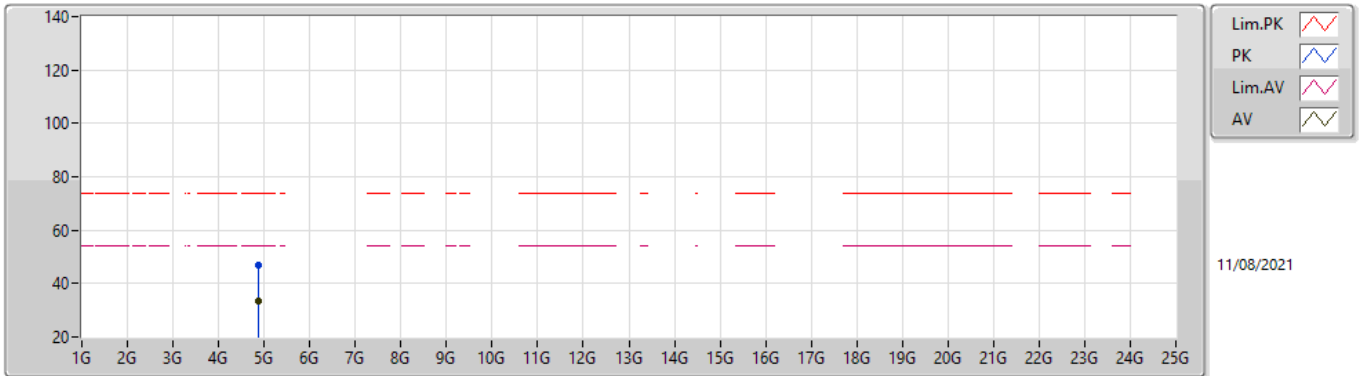
11/08/2021

EUT_Z_2TX
Setting 60
04-F-N-2

| Type | Freq (Hz) | Level (dBuV/m) | Limit (dBuV/m) | Margin (dB) | Raw (dBuV) | Dist (m) | Condition | Azimuth (°) | Height (m) | Comment | AF (dB) | CL (dB) | PA (dB) |
|------|-----------|----------------|----------------|-------------|------------|----------|------------|-------------|------------|---------|---------|---------|---------|
| PK | 2.3898G | 65.37 | 74.00 | -8.63 | 34.69 | 3 | Horizontal | 46 | 1.17 | - | 27.48 | 3.20 | - |
| AV | 2.3898G | 51.44 | 54.00 | -2.56 | 20.76 | 3 | Horizontal | 46 | 1.17 | - | 27.48 | 3.20 | - |
| PK | 2.441G | 125.60 | Inf | -Inf | 94.78 | 3 | Horizontal | 46 | 1.17 | - | 27.58 | 3.24 | - |
| AV | 2.441G | 112.73 | Inf | -Inf | 81.91 | 3 | Horizontal | 46 | 1.17 | - | 27.58 | 3.24 | - |
| PK | 2.4835G | 66.00 | 74.00 | -8.00 | 34.99 | 3 | Horizontal | 46 | 1.17 | - | 27.73 | 3.28 | - |
| AV | 2.4835G | 51.10 | 54.00 | -2.90 | 20.09 | 3 | Horizontal | 46 | 1.17 | - | 27.73 | 3.28 | - |

802.11ax HEW20_Nss1,(MCS0)_2TX

2437MHz_TX

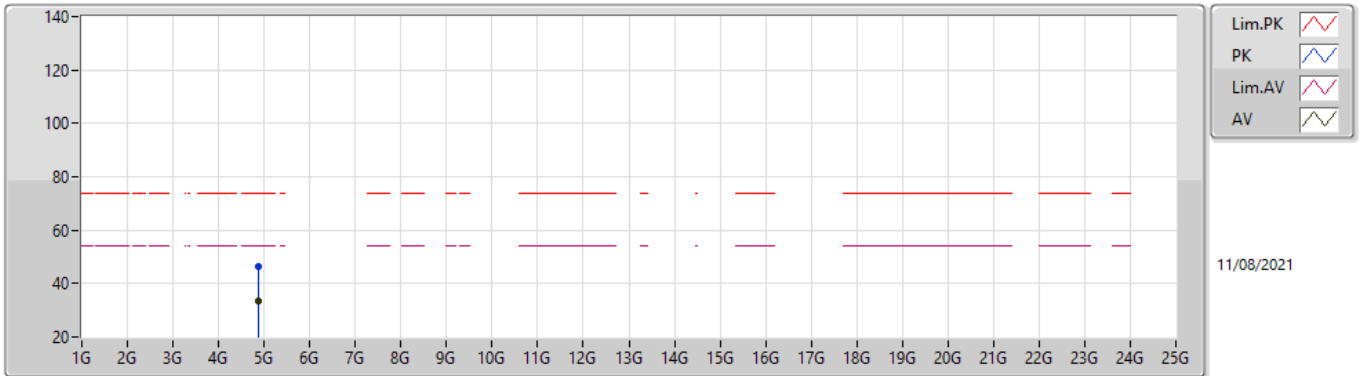


EUT_Z_2TX
Setting 60
04-F-N-2

| Type | Freq (Hz) | Level (dBuV/m) | Limit (dBuV/m) | Margin (dB) | Raw (dBuV) | Dist (m) | Condition | Azimuth (°) | Height (m) | Comment | AF (dB) | CL (dB) | PA (dB) |
|------|-----------|----------------|----------------|-------------|------------|----------|-----------|-------------|------------|---------|---------|---------|---------|
| PK | 4.8867G | 46.82 | 74.00 | -27.18 | 41.83 | 3 | Vertical | 315 | 2.60 | - | 32.77 | 5.44 | 33.22 |
| AV | 4.8783G | 33.45 | 54.00 | -20.55 | 28.47 | 3 | Vertical | 315 | 2.60 | - | 32.76 | 5.44 | 33.22 |

802.11ax HEW20_Nss1,(MCS0)_2TX

2437MHz_TX

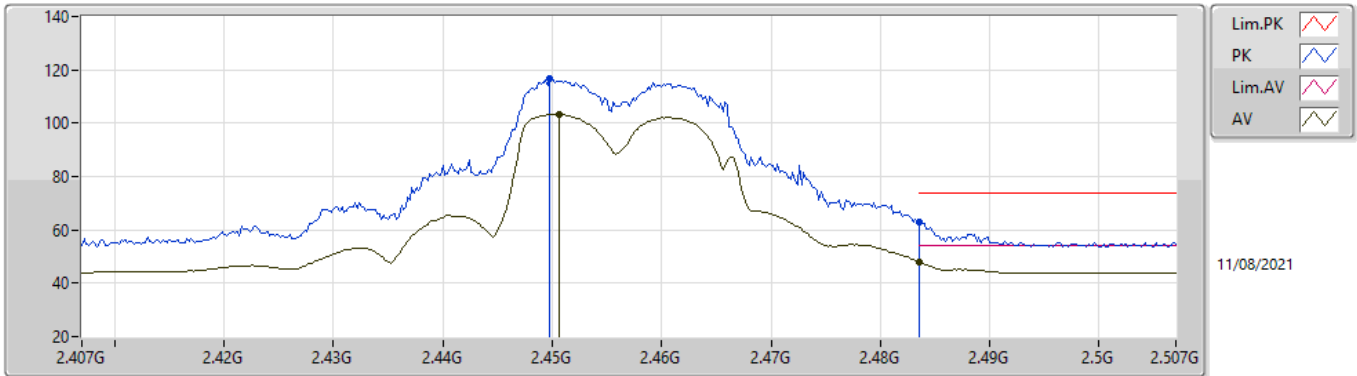


EUT_Z_2TX
Setting 60
04-F-N-2

| Type | Freq (Hz) | Level (dBuV/m) | Limit (dBuV/m) | Margin (dB) | Raw (dBuV) | Dist (m) | Condition | Azimuth (°) | Height (m) | Comment | AF (dB) | CL (dB) | PA (dB) |
|------|-----------|----------------|----------------|-------------|------------|----------|------------|-------------|------------|---------|---------|---------|---------|
| PK | 4.8787G | 46.33 | 74.00 | -27.67 | 41.35 | 3 | Horizontal | 20 | 1.64 | - | 32.76 | 5.44 | 33.22 |
| AV | 4.8827G | 33.47 | 54.00 | -20.53 | 28.48 | 3 | Horizontal | 20 | 1.64 | - | 32.77 | 5.44 | 33.22 |

802.11ax HEW20_Nss1,(MCS0)_2TX

2457MHz_TX

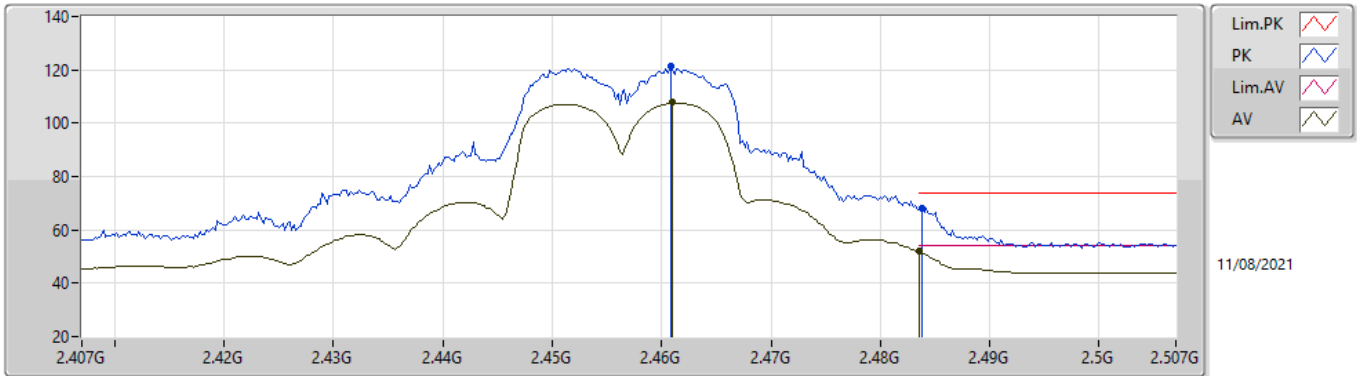


EUT_Z_2TX
Setting 47
04-F-N-2

| Type | Freq (Hz) | Level (dBuV/m) | Limit (dBuV/m) | Margin (dB) | Raw (dBuV) | Dist (m) | Condition | Azimuth (°) | Height (m) | Comment | AF (dB) | CL (dB) | PA (dB) |
|------|-----------|----------------|----------------|-------------|------------|----------|-----------|-------------|------------|---------|---------|---------|---------|
| PK | 2.4498G | 116.57 | Inf | -Inf | 85.72 | 3 | Vertical | 150 | 1.00 | - | 27.60 | 3.25 | - |
| AV | 2.4506G | 103.31 | Inf | -Inf | 72.46 | 3 | Vertical | 150 | 1.00 | - | 27.60 | 3.25 | - |
| PK | 2.4835G | 63.11 | 74.00 | -10.89 | 32.10 | 3 | Vertical | 150 | 1.00 | - | 27.73 | 3.28 | - |
| AV | 2.4835G | 48.13 | 54.00 | -5.87 | 17.12 | 3 | Vertical | 150 | 1.00 | - | 27.73 | 3.28 | - |

802.11ax HEW20_Nss1,(MCS0)_2TX

2457MHz_TX

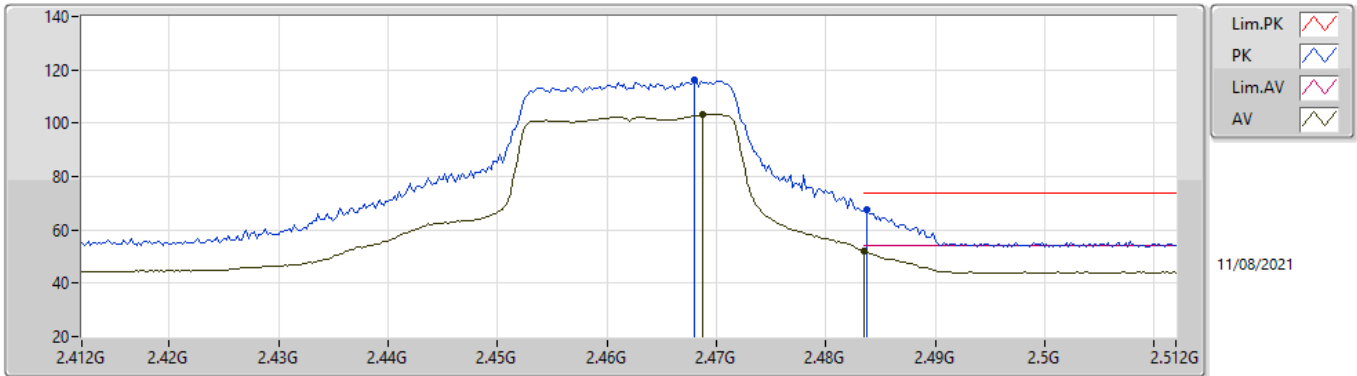


EUT_Z_2TX
Setting 47
04-F-N-2

| Type | Freq (Hz) | Level (dBuV/m) | Limit (dBuV/m) | Margin (dB) | Raw (dBuV) | Dist (m) | Condition | Azimuth (°) | Height (m) | Comment | AF (dB) | CL (dB) | PA (dB) |
|------|-----------|----------------|----------------|-------------|------------|----------|------------|-------------|------------|---------|---------|---------|---------|
| PK | 2.4608G | 121.56 | Inf | -Inf | 90.66 | 3 | Horizontal | 46 | 1.02 | - | 27.64 | 3.26 | - |
| AV | 2.461G | 107.70 | Inf | -Inf | 76.80 | 3 | Horizontal | 46 | 1.02 | - | 27.64 | 3.26 | - |
| PK | 2.4838G | 68.12 | 74.00 | -5.88 | 37.10 | 3 | Horizontal | 46 | 1.02 | - | 27.74 | 3.28 | - |
| AV | 2.4835G | 52.05 | 54.00 | -1.95 | 21.04 | 3 | Horizontal | 46 | 1.02 | - | 27.73 | 3.28 | - |

802.11ax HEW20_Nss1,(MCS0)_2TX

2462MHz_TX

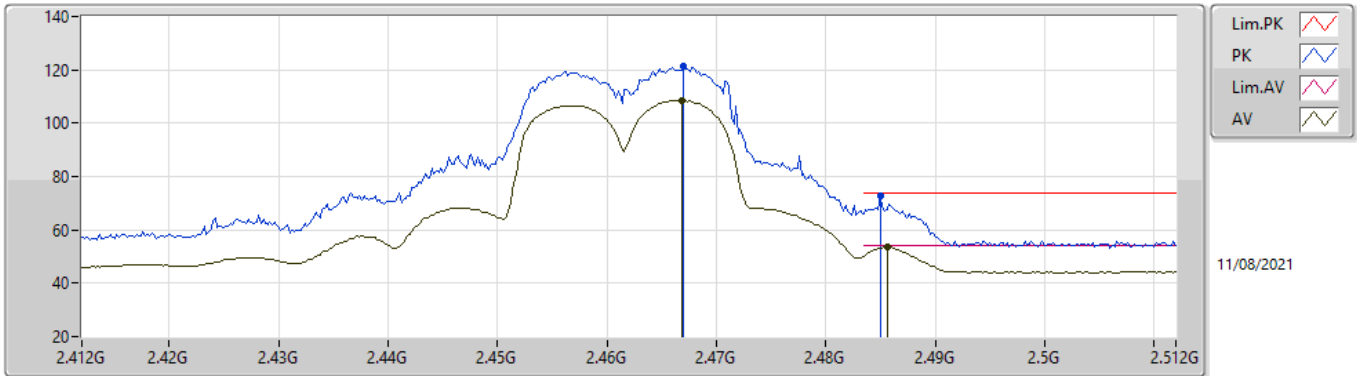


EUT_Z_2TX
Setting 46
04-F-N-2

| Type | Freq (Hz) | Level (dBuV/m) | Limit (dBuV/m) | Margin (dB) | Raw (dBuV) | Dist (m) | Condition | Azimuth (°) | Height (m) | Comment | AF (dB) | CL (dB) | PA (dB) |
|------|-----------|----------------|----------------|-------------|------------|----------|-----------|-------------|------------|---------|---------|---------|---------|
| PK | 2.468G | 116.10 | Inf | -Inf | 85.16 | 3 | Vertical | 328 | 2.89 | - | 27.67 | 3.27 | - |
| AV | 2.4688G | 103.40 | Inf | -Inf | 72.45 | 3 | Vertical | 328 | 2.89 | - | 27.68 | 3.27 | - |
| PK | 2.4838G | 67.72 | 74.00 | -6.28 | 36.70 | 3 | Vertical | 328 | 2.89 | - | 27.74 | 3.28 | - |
| AV | 2.4835G | 52.09 | 54.00 | -1.91 | 21.08 | 3 | Vertical | 328 | 2.89 | - | 27.73 | 3.28 | - |

802.11ax HEW20_Nss1,(MCS0)_2TX

2462MHz_TX

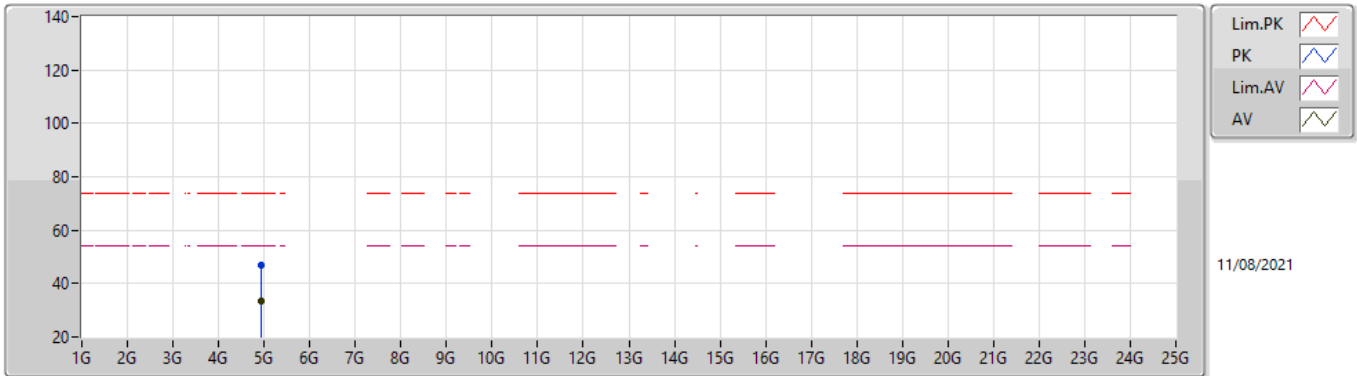


EUT_Z_2TX
Setting 46
04-F-N-2

| Type | Freq (Hz) | Level (dBuV/m) | Limit (dBuV/m) | Margin (dB) | Raw (dBuV) | Dist (m) | Condition | Azimuth (°) | Height (m) | Comment | AF (dB) | CL (dB) | PA (dB) |
|------|-----------|----------------|----------------|-------------|------------|----------|------------|-------------|------------|---------|---------|---------|---------|
| PK | 2.467G | 121.63 | Inf | -Inf | 90.69 | 3 | Horizontal | 46 | 1.00 | - | 27.67 | 3.27 | - |
| AV | 2.4668G | 108.68 | Inf | -Inf | 77.74 | 3 | Horizontal | 46 | 1.00 | - | 27.67 | 3.27 | - |
| PK | 2.485G | 72.56 | 74.00 | -1.44 | 41.53 | 3 | Horizontal | 46 | 1.00 | - | 27.74 | 3.29 | - |
| AV | 2.4856G | 53.57 | 54.00 | -0.43 | 22.54 | 3 | Horizontal | 46 | 1.00 | - | 27.74 | 3.29 | - |

802.11ax HEW20_Nss1,(MCS0)_2TX

2462MHz_TX

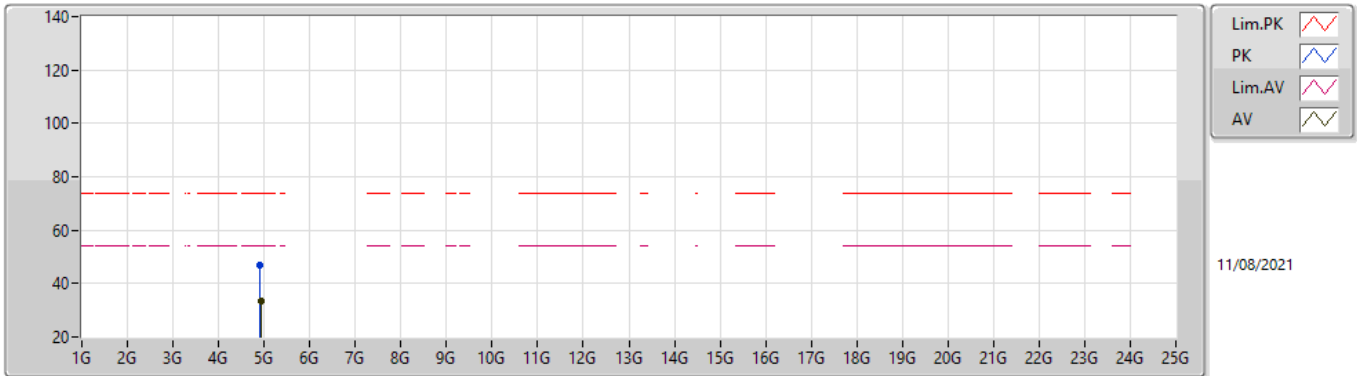


EUT_Z_2TX
Setting 46
04-F-N-2

| Type | Freq (Hz) | Level (dBuV/m) | Limit (dBuV/m) | Margin (dB) | Raw (dBuV) | Dist (m) | Condition | Azimuth (°) | Height (m) | Comment | AF (dB) | CL (dB) | PA (dB) |
|------|-----------|----------------|----------------|-------------|------------|----------|-----------|-------------|------------|---------|---------|---------|---------|
| PK | 4.9409G | 46.81 | 74.00 | -27.19 | 41.57 | 3 | Vertical | 30 | 2.03 | - | 32.96 | 5.47 | 33.19 |
| AV | 4.9439G | 33.58 | 54.00 | -20.42 | 28.32 | 3 | Vertical | 30 | 2.03 | - | 32.98 | 5.47 | 33.19 |

802.11ax HEW20_Nss1,(MCS0)_2TX

2462MHz_TX

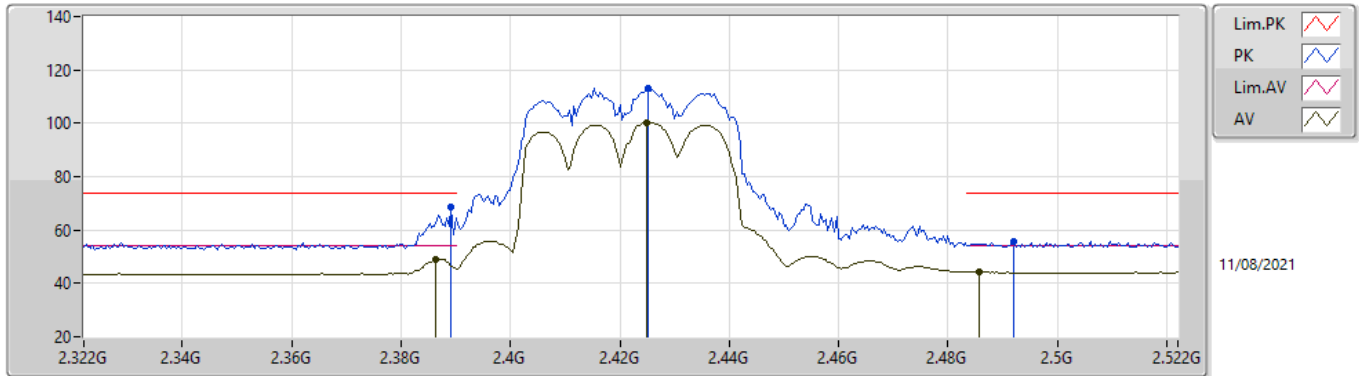


EUT_Z_2TX
Setting 46
04-F-N-2

| Type | Freq (Hz) | Level (dBuV/m) | Limit (dBuV/m) | Margin (dB) | Raw (dBuV) | Dist (m) | Condition | Azimuth (°) | Height (m) | Comment | AF (dB) | CL (dB) | PA (dB) |
|------|-----------|----------------|----------------|-------------|------------|----------|------------|-------------|------------|---------|---------|---------|---------|
| PK | 4.9047G | 46.88 | 74.00 | -27.12 | 41.82 | 3 | Horizontal | 174 | 2.75 | - | 32.82 | 5.45 | 33.21 |
| AV | 4.9489G | 33.63 | 54.00 | -20.37 | 28.35 | 3 | Horizontal | 174 | 2.75 | - | 33.00 | 5.47 | 33.19 |

802.11ax HEW40_Nss1,(MCS0)_2TX

2422MHz_TX

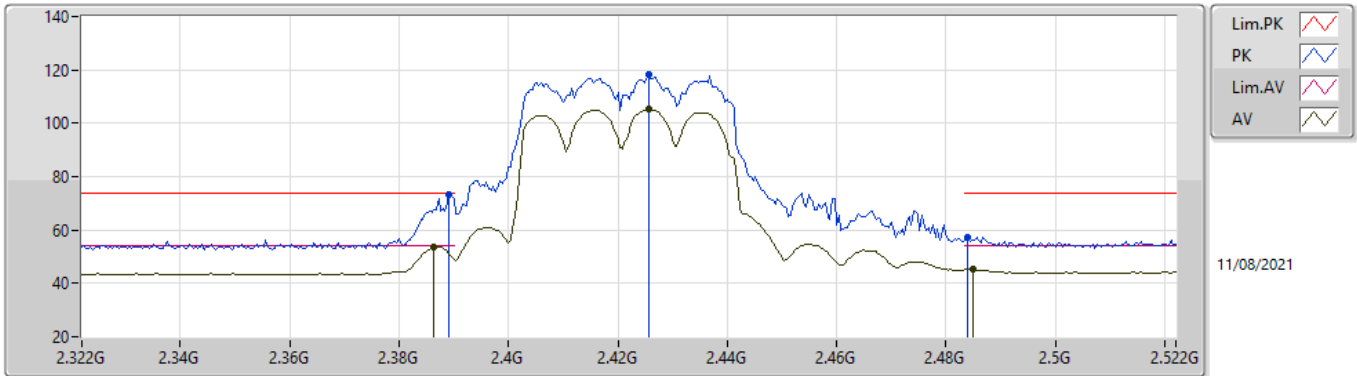


EUT_Z_2TX
Setting 44
04-F-N-2

| Type | Freq (Hz) | Level (dBuV/m) | Limit (dBuV/m) | Margin (dB) | Raw (dBuV) | Dist (m) | Condition | Azimuth (°) | Height (m) | Comment | AF (dB) | CL (dB) | PA (dB) |
|------|-----------|----------------|----------------|-------------|------------|----------|-----------|-------------|------------|---------|---------|---------|---------|
| PK | 2.3892G | 68.48 | 74.00 | -5.52 | 37.80 | 3 | Vertical | 130 | 1.07 | - | 27.48 | 3.20 | - |
| AV | 2.3864G | 48.93 | 54.00 | -5.07 | 18.26 | 3 | Vertical | 130 | 1.07 | - | 27.47 | 3.20 | - |
| PK | 2.4252G | 113.02 | Inf | -Inf | 82.24 | 3 | Vertical | 130 | 1.07 | - | 27.55 | 3.23 | - |
| AV | 2.4248G | 100.26 | Inf | -Inf | 69.49 | 3 | Vertical | 130 | 1.07 | - | 27.55 | 3.22 | - |
| PK | 2.492G | 55.69 | 74.00 | -18.31 | 24.63 | 3 | Vertical | 130 | 1.07 | - | 27.77 | 3.29 | - |
| AV | 2.4856G | 44.31 | 54.00 | -9.69 | 13.28 | 3 | Vertical | 130 | 1.07 | - | 27.74 | 3.29 | - |

802.11ax HEW40_Nss1,(MCS0)_2TX

2422MHz_TX

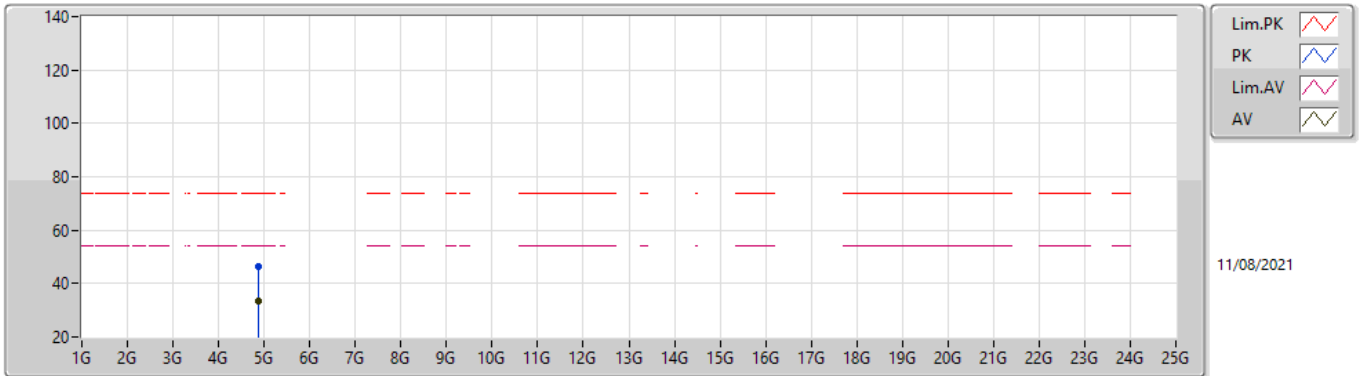


EUT_Z_2TX
Setting 44
04-F-N-2

| Type | Freq (Hz) | Level (dBuV/m) | Limit (dBuV/m) | Margin (dB) | Raw (dBuV) | Dist (m) | Condition | Azimuth (°) | Height (m) | Comment | AF (dB) | CL (dB) | PA (dB) |
|------|-----------|----------------|----------------|-------------|------------|----------|------------|-------------|------------|---------|---------|---------|---------|
| PK | 2.3892G | 73.17 | 74.00 | -0.83 | 42.49 | 3 | Horizontal | 51 | 1.00 | - | 27.48 | 3.20 | - |
| AV | 2.3864G | 53.60 | 54.00 | -0.40 | 22.93 | 3 | Horizontal | 51 | 1.00 | - | 27.47 | 3.20 | - |
| PK | 2.4256G | 118.48 | Inf | -Inf | 87.70 | 3 | Horizontal | 51 | 1.00 | - | 27.55 | 3.23 | - |
| AV | 2.4256G | 105.13 | Inf | -Inf | 74.35 | 3 | Horizontal | 51 | 1.00 | - | 27.55 | 3.23 | - |
| PK | 2.484G | 57.15 | 74.00 | -16.85 | 26.13 | 3 | Horizontal | 51 | 1.00 | - | 27.74 | 3.28 | - |
| AV | 2.4848G | 45.28 | 54.00 | -8.72 | 14.26 | 3 | Horizontal | 51 | 1.00 | - | 27.74 | 3.28 | - |

802.11ax HEW40_Nss1,(MCS0)_2TX

2422MHz_TX

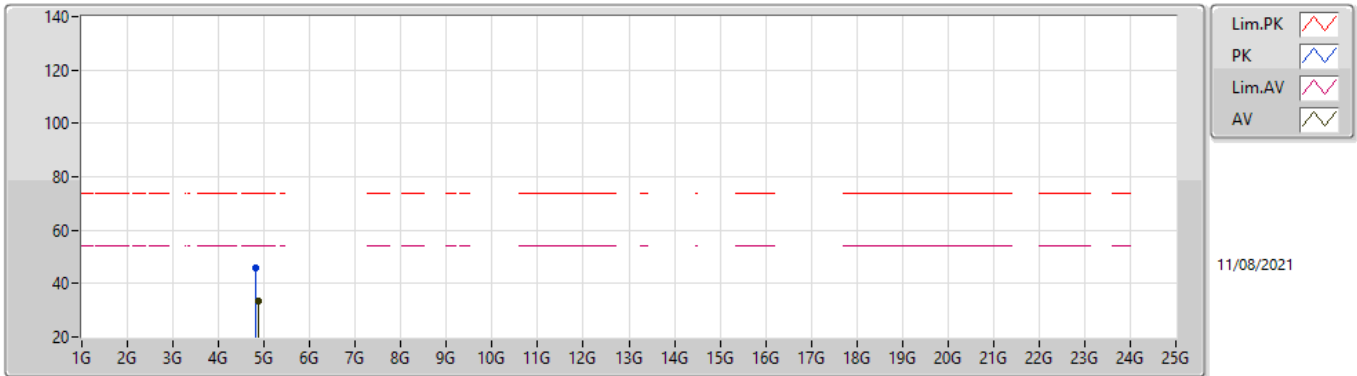


EUT_Z_2TX
Setting 44
04-F-N-2

| Type | Freq (Hz) | Level (dBuV/m) | Limit (dBuV/m) | Margin (dB) | Raw (dBuV) | Dist (m) | Condition | Azimuth (°) | Height (m) | Comment | AF (dB) | CL (dB) | PA (dB) |
|------|-----------|----------------|----------------|-------------|------------|----------|-----------|-------------|------------|---------|---------|---------|---------|
| PK | 4.8644G | 46.14 | 74.00 | -27.86 | 41.21 | 3 | Vertical | 354 | 2.84 | - | 32.73 | 5.43 | 33.23 |
| AV | 4.8602G | 33.43 | 54.00 | -20.57 | 28.51 | 3 | Vertical | 354 | 2.84 | - | 32.72 | 5.43 | 33.23 |

802.11ax HEW40_Nss1,(MCS0)_2TX

2422MHz_TX

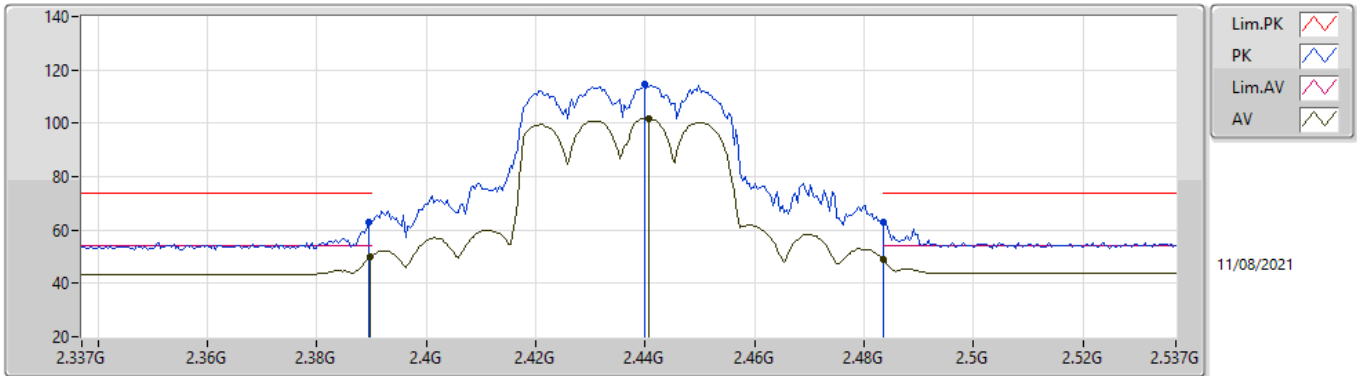


EUT_Z_2TX
Setting 44
04-F-N-2

| Type | Freq (Hz) | Level (dBuV/m) | Limit (dBuV/m) | Margin (dB) | Raw (dBuV) | Dist (m) | Condition | Azimuth (°) | Height (m) | Comment | AF (dB) | CL (dB) | PA (dB) |
|------|-----------|----------------|----------------|-------------|------------|----------|------------|-------------|------------|---------|---------|---------|---------|
| PK | 4.8241G | 45.91 | 74.00 | -28.09 | 41.21 | 3 | Horizontal | 155 | 2.96 | - | 32.54 | 5.41 | 33.25 |
| AV | 4.869G | 33.64 | 54.00 | -20.36 | 28.70 | 3 | Horizontal | 155 | 2.96 | - | 32.74 | 5.43 | 33.23 |

802.11ax HEW40_Nss1,(MCS0)_2TX

2437MHz_TX

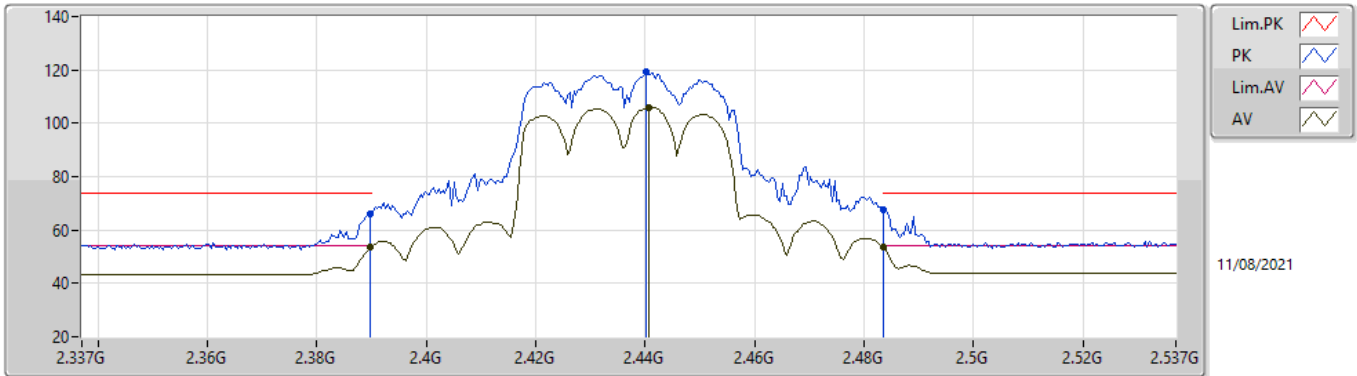


EUT_Z_2TX
Setting 46
04-F-N-2

| Type | Freq (Hz) | Level (dBuV/m) | Limit (dBuV/m) | Margin (dB) | Raw (dBuV) | Dist (m) | Condition | Azimuth (°) | Height (m) | Comment | AF (dB) | CL (dB) | PA (dB) |
|------|-----------|----------------|----------------|-------------|------------|----------|-----------|-------------|------------|---------|---------|---------|---------|
| PK | 2.3894G | 62.82 | 74.00 | -11.18 | 32.14 | 3 | Vertical | 135 | 1.00 | - | 27.48 | 3.20 | - |
| AV | 2.3898G | 49.90 | 54.00 | -4.10 | 19.22 | 3 | Vertical | 135 | 1.00 | - | 27.48 | 3.20 | - |
| PK | 2.4398G | 114.89 | Inf | -Inf | 84.07 | 3 | Vertical | 135 | 1.00 | - | 27.58 | 3.24 | - |
| AV | 2.4406G | 101.83 | Inf | -Inf | 71.01 | 3 | Vertical | 135 | 1.00 | - | 27.58 | 3.24 | - |
| PK | 2.4835G | 63.06 | 74.00 | -10.94 | 32.05 | 3 | Vertical | 135 | 1.00 | - | 27.73 | 3.28 | - |
| AV | 2.4835G | 49.07 | 54.00 | -4.93 | 18.06 | 3 | Vertical | 135 | 1.00 | - | 27.73 | 3.28 | - |

802.11ax HEW40_Nss1,(MCS0)_2TX

2437MHz_TX

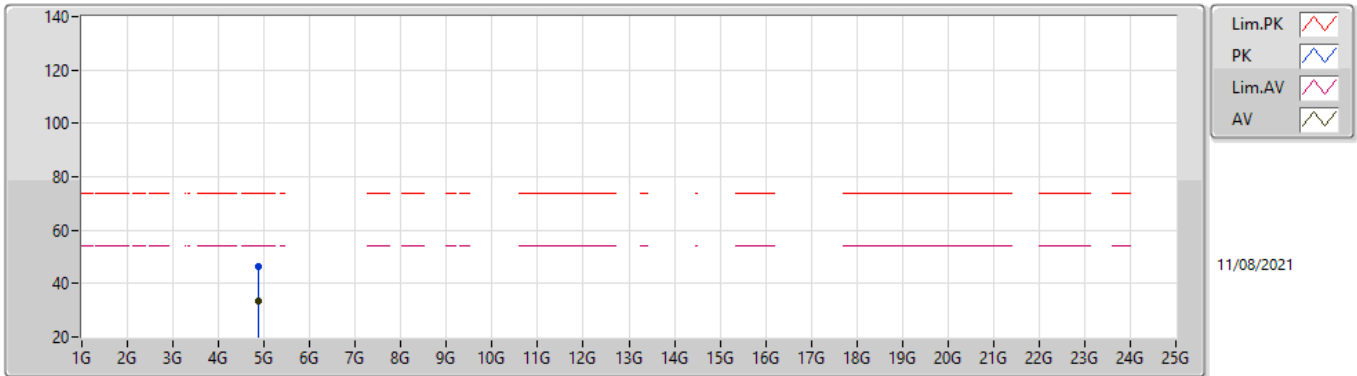


EUT_Z_2TX
Setting 46
04-F-N-2

| Type | Freq (Hz) | Level (dBuV/m) | Limit (dBuV/m) | Margin (dB) | Raw (dBuV) | Dist (m) | Condition | Azimuth (°) | Height (m) | Comment | AF (dB) | CL (dB) | PA (dB) |
|------|-----------|----------------|----------------|-------------|------------|----------|------------|-------------|------------|---------|---------|---------|---------|
| PK | 2.3898G | 66.29 | 74.00 | -7.71 | 35.61 | 3 | Horizontal | 48 | 1.17 | - | 27.48 | 3.20 | - |
| AV | 2.3898G | 53.50 | 54.00 | -0.50 | 22.82 | 3 | Horizontal | 48 | 1.17 | - | 27.48 | 3.20 | - |
| PK | 2.4402G | 119.34 | Inf | -Inf | 88.52 | 3 | Horizontal | 48 | 1.17 | - | 27.58 | 3.24 | - |
| AV | 2.4406G | 106.01 | Inf | -Inf | 75.19 | 3 | Horizontal | 48 | 1.17 | - | 27.58 | 3.24 | - |
| PK | 2.4835G | 67.71 | 74.00 | -6.29 | 36.70 | 3 | Horizontal | 48 | 1.17 | - | 27.73 | 3.28 | - |
| AV | 2.4835G | 53.58 | 54.00 | -0.42 | 22.57 | 3 | Horizontal | 48 | 1.17 | - | 27.73 | 3.28 | - |

802.11ax HEW40_Nss1,(MCS0)_2TX

2437MHz_TX

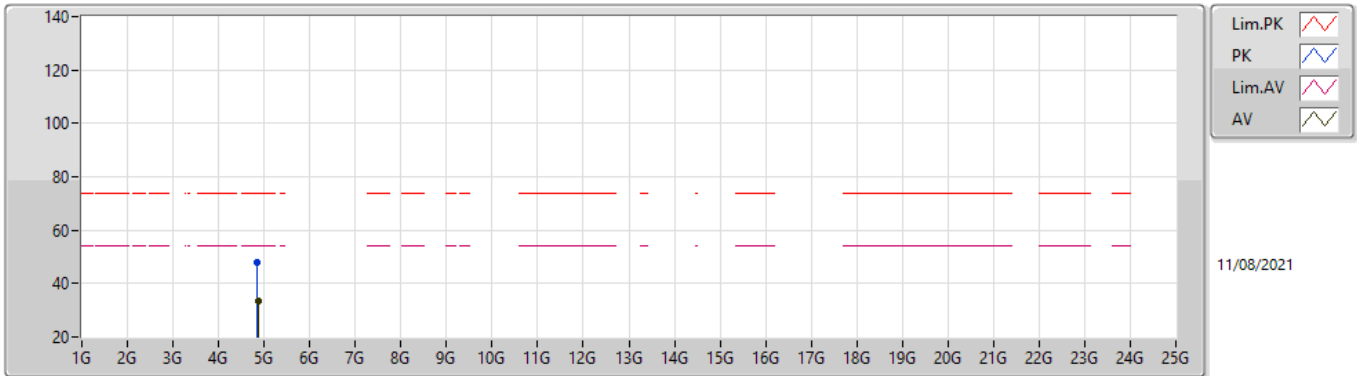


EUT_Z_2TX
Setting 46
04-F-N-2

| Type | Freq (Hz) | Level (dBuV/m) | Limit (dBuV/m) | Margin (dB) | Raw (dBuV) | Dist (m) | Condition | Azimuth (°) | Height (m) | Comment | AF (dB) | CL (dB) | PA (dB) |
|------|-----------|----------------|----------------|-------------|------------|----------|-----------|-------------|------------|---------|---------|---------|---------|
| PK | 4.8784G | 46.15 | 74.00 | -27.85 | 41.17 | 3 | Vertical | 160 | 2.34 | - | 32.76 | 5.44 | 33.22 |
| AV | 4.8784G | 33.44 | 54.00 | -20.56 | 28.46 | 3 | Vertical | 160 | 2.34 | - | 32.76 | 5.44 | 33.22 |

802.11ax HEW40_Nss1,(MCS0)_2TX

2437MHz_TX

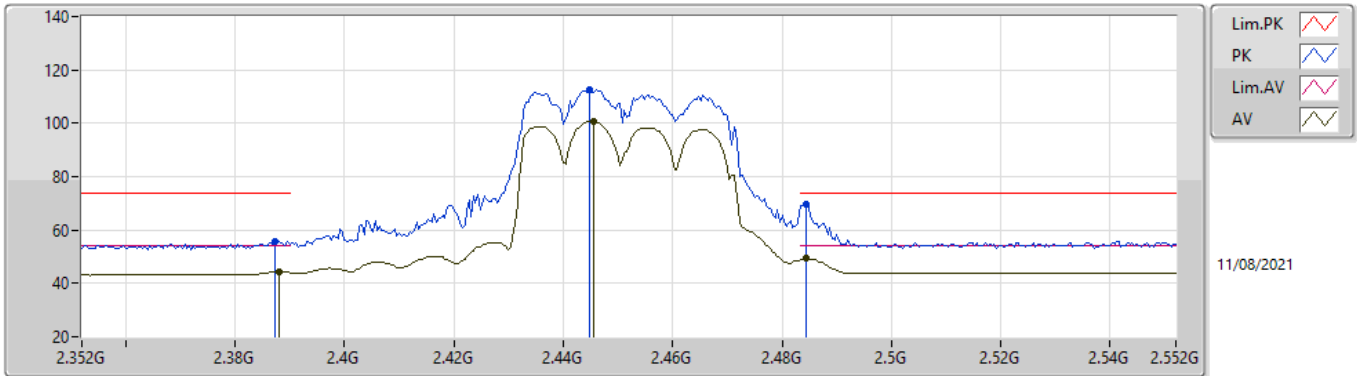


EUT_Z_2TX
Setting 46
04-F-N-2

| Type | Freq (Hz) | Level (dBuV/m) | Limit (dBuV/m) | Margin (dB) | Raw (dBuV) | Dist (m) | Condition | Azimuth (°) | Height (m) | Comment | AF (dB) | CL (dB) | PA (dB) |
|------|-----------|----------------|----------------|-------------|------------|----------|------------|-------------|------------|---------|---------|---------|---------|
| PK | 4.8584G | 47.99 | 74.00 | -26.01 | 43.07 | 3 | Horizontal | 93 | 2.34 | - | 32.72 | 5.43 | 33.23 |
| AV | 4.8849G | 33.54 | 54.00 | -20.46 | 28.55 | 3 | Horizontal | 93 | 2.34 | - | 32.77 | 5.44 | 33.22 |

802.11ax HEW40_Nss1,(MCS0)_2TX

2452MHz_TX

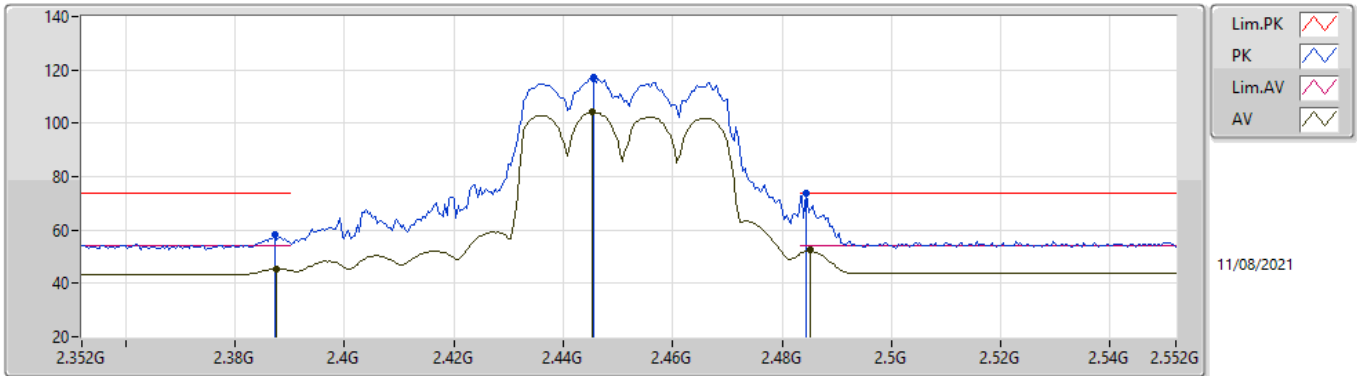


EUT_Z_2TX
Setting 44
04-F-N-2

| Type | Freq (Hz) | Level (dBuV/m) | Limit (dBuV/m) | Margin (dB) | Raw (dBuV) | Dist (m) | Condition | Azimuth (°) | Height (m) | Comment | AF (dB) | CL (dB) | PA (dB) |
|------|-----------|----------------|----------------|-------------|------------|----------|-----------|-------------|------------|---------|---------|---------|---------|
| PK | 2.3872G | 55.64 | 74.00 | -18.36 | 24.97 | 3 | Vertical | 136 | 1.00 | - | 27.47 | 3.20 | - |
| AV | 2.388G | 44.34 | 54.00 | -9.66 | 13.66 | 3 | Vertical | 136 | 1.00 | - | 27.48 | 3.20 | - |
| PK | 2.4448G | 112.84 | Inf | -Inf | 82.01 | 3 | Vertical | 136 | 1.00 | - | 27.59 | 3.24 | - |
| AV | 2.4456G | 100.71 | Inf | -Inf | 69.87 | 3 | Vertical | 136 | 1.00 | - | 27.59 | 3.25 | - |
| PK | 2.4844G | 69.61 | 74.00 | -4.39 | 38.59 | 3 | Vertical | 136 | 1.00 | - | 27.74 | 3.28 | - |
| AV | 2.4844G | 49.27 | 54.00 | -4.73 | 18.25 | 3 | Vertical | 136 | 1.00 | - | 27.74 | 3.28 | - |

802.11ax HEW40_Nss1,(MCS0)_2TX

2452MHz_TX

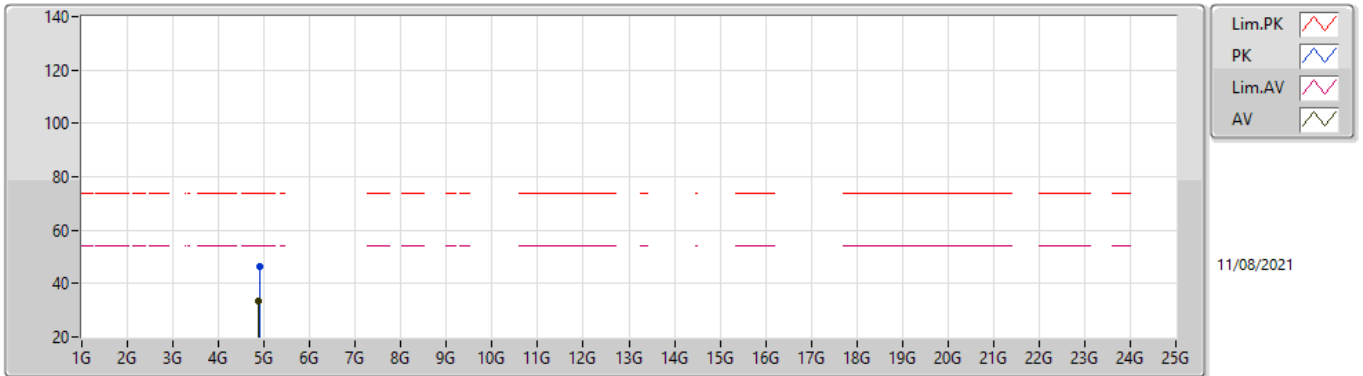


EUT_Z_2TX
Setting 44
04-F-N-2

| Type | Freq (Hz) | Level (dBuV/m) | Limit (dBuV/m) | Margin (dB) | Raw (dBuV) | Dist (m) | Condition | Azimuth (°) | Height (m) | Comment | AF (dB) | CL (dB) | PA (dB) |
|------|-----------|----------------|----------------|-------------|------------|----------|------------|-------------|------------|---------|---------|---------|---------|
| PK | 2.3872G | 58.38 | 74.00 | -15.62 | 27.71 | 3 | Horizontal | 49 | 1.13 | - | 27.47 | 3.20 | - |
| AV | 2.3876G | 45.39 | 54.00 | -8.61 | 14.71 | 3 | Horizontal | 49 | 1.13 | - | 27.48 | 3.20 | - |
| PK | 2.4456G | 117.09 | Inf | -Inf | 86.25 | 3 | Horizontal | 49 | 1.13 | - | 27.59 | 3.25 | - |
| AV | 2.4452G | 104.09 | Inf | -Inf | 73.25 | 3 | Horizontal | 49 | 1.13 | - | 27.59 | 3.25 | - |
| PK | 2.4844G | 73.91 | 74.00 | -0.09 | 42.89 | 3 | Horizontal | 49 | 1.13 | - | 27.74 | 3.28 | - |
| AV | 2.4852G | 52.34 | 54.00 | -1.66 | 21.31 | 3 | Horizontal | 49 | 1.13 | - | 27.74 | 3.29 | - |

802.11ax HEW40_Nss1,(MCS0)_2TX

2452MHz_TX

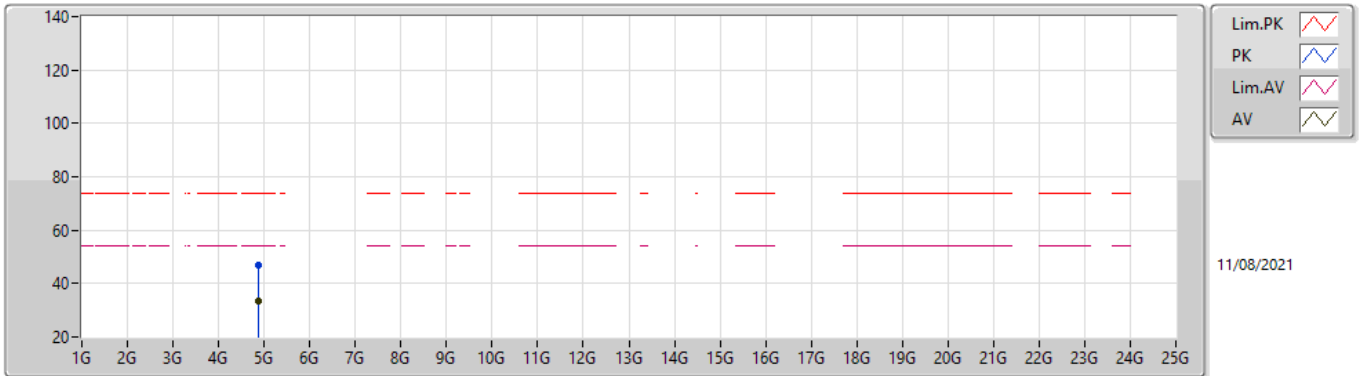


EUT_Z_2TX
Setting 44
04-F-N-2

| Type | Freq (Hz) | Level (dBuV/m) | Limit (dBuV/m) | Margin (dB) | Raw (dBuV) | Dist (m) | Condition | Azimuth (°) | Height (m) | Comment | AF (dB) | CL (dB) | PA (dB) |
|------|-----------|----------------|----------------|-------------|------------|----------|-----------|-------------|------------|---------|---------|---------|---------|
| PK | 4.9061G | 46.46 | 74.00 | -27.54 | 41.40 | 3 | Vertical | 178 | 1.18 | - | 32.82 | 5.45 | 33.21 |
| AV | 4.8865G | 33.59 | 54.00 | -20.41 | 28.60 | 3 | Vertical | 178 | 1.18 | - | 32.77 | 5.44 | 33.22 |

802.11ax HEW40_Nss1,(MCS0)_2TX

2452MHz_TX



EUT_Z_2TX
Setting 44
04-F-N-2

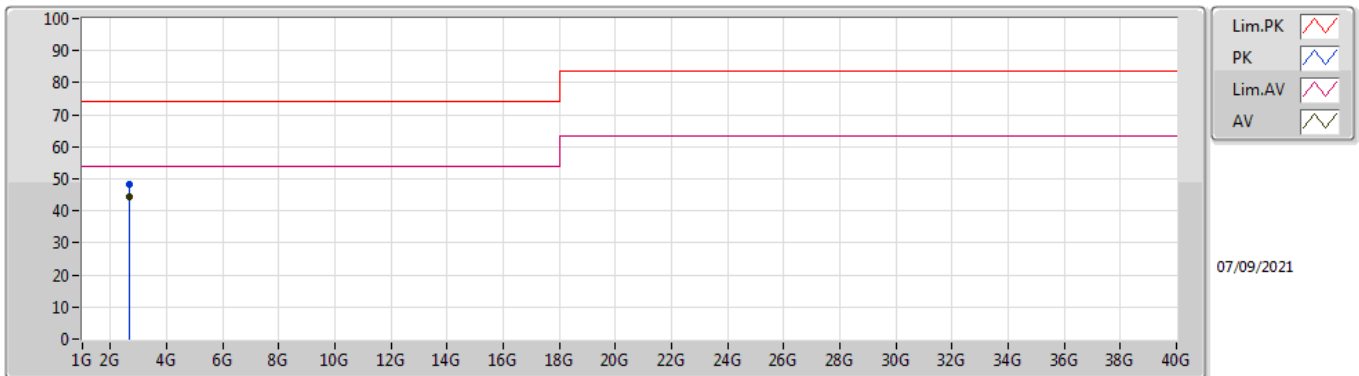
| Type | Freq (Hz) | Level (dBuV/m) | Limit (dBuV/m) | Margin (dB) | Raw (dBuV) | Dist (m) | Condition | Azimuth (°) | Height (m) | Comment | AF (dB) | CL (dB) | PA (dB) |
|------|-----------|----------------|----------------|-------------|------------|----------|------------|-------------|------------|---------|---------|---------|---------|
| PK | 4.8816G | 46.81 | 74.00 | -27.19 | 41.83 | 3 | Horizontal | 353 | 1.16 | - | 32.76 | 5.44 | 33.22 |
| AV | 4.884G | 33.51 | 54.00 | -20.49 | 28.52 | 3 | Horizontal | 353 | 1.16 | - | 32.77 | 5.44 | 33.22 |



Summary

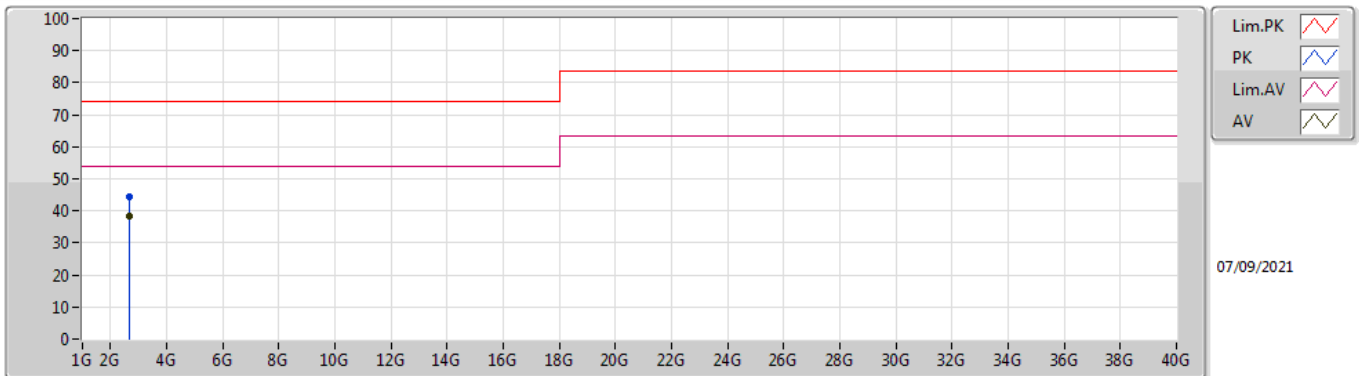
| Mode | Result | Type | Freq (Hz) | Level (dBuV/m) | Limit (dBuV/m) | Margin (dB) | Condition |
|--------|--------|------|--------------|-------------------|-------------------|----------------|-----------|
| Mode 1 | Pass | AV | 2.68801G | 44.36 | 54.00 | -9.64 | Vertical |

Mode 1



| Type | Freq (Hz) | Level (dBuV/m) | Limit (dBuV/m) | Margin (dB) | Factor (dB/m) | Dist (m) | Condition | Azimuth (°) | Height (m) | Comment | Raw (dBuV/m) | AF (dB/m) | CL (dB) | PA (dB) |
|------|--------------|-------------------|-------------------|----------------|------------------|-------------|-----------|----------------|---------------|---------|-----------------|--------------|------------|------------|
| PK | 2.68808G | 48.38 | 74.00 | -25.62 | -2.30 | 3 | Vertical | 199 | 1.54 | - | 50.68 | 27.73 | 3.48 | 33.51 |
| AV | 2.68801G | 44.36 | 54.00 | -9.64 | -2.30 | 3 | Vertical | 199 | 1.54 | "Worst" | 46.66 | 27.73 | 3.48 | 33.51 |

Mode 1



| Type | Freq (Hz) | Level (dBuV/m) | Limit (dBuV/m) | Margin (dB) | Factor (dB/m) | Dist (m) | Condition | Azimuth (°) | Height (m) | Comment | Raw (dBuV/m) | AF (dB/m) | CL (dB) | PA (dB) |
|------|--------------|-------------------|-------------------|----------------|------------------|-------------|------------|----------------|---------------|---------|-----------------|--------------|------------|------------|
| PK | 2.68797G | 44.47 | 74.00 | -29.53 | -2.30 | 3 | Horizontal | 144 | 1.00 | - | 46.77 | 27.73 | 3.48 | 33.51 |
| AV | 2.68801G | 38.20 | 54.00 | -15.80 | -2.30 | 3 | Horizontal | 144 | 1.00 | "Worst" | 40.50 | 27.73 | 3.48 | 33.51 |