

# Measurement and Test Report

For

**Fuse Chicken LLC**

2251 Front Street, Suite 200, Cuyahoga Falls, Ohio, 44221 USA

**FCC ID: 2ARVW-WGA**

<b>FCC Rule(s):</b>	<u>KDB 680106 D01 V03</u>
<b>Product Description:</b>	<u>Gravity Auto</u>
<b>Tested Model:</b>	<u>WGA</u>
<b>Report No.:</b>	<u>STR18118254I-1</u>
<b>Tested Date:</b>	<u>2018-11-21 to 2018-12-04</u>
<b>Issued Date:</b>	<u>2018-12-04</u>
<b>Tested By:</b>	<u>Jason Su / Engineer</u>
<b>Reviewed By:</b>	<u>Silin Chen / EMC Manager</u>
<b>Approved &amp; Authorized By:</b>	<u>Jandy So / PSQ Manager</u>

*Jason Su*  
*Silin Chen*  
*Jandy So*

**Prepared By:**

**Shenzhen SEM Test Technology Co., Ltd.**

1/F, Building A, Hongwei Industrial Park, Liuxian 2nd Road,  
Bao'an District, Shenzhen, P.R.C. (518101)

Tel.: +86-755-33663308 Fax.: +86-755-33663309 Website: www.semtest.com.cn

Note: This test report is limited to the above client company and the product model only. It may not be duplicated without prior permitted by Shenzhen SEM Test Technology Co., Ltd.



**TABLE OF CONTENTS**

**1. GENERAL INFORMATION.....3**  
    1.1 PRODUCT DESCRIPTION FOR EQUIPMENT UNDER TEST (EUT).....3

**2. RF EXPOSURE TEST REPORT .....4**  
    2.1 STANDARD APPLICABLE.....4  
    2.2 TEST CONDITIONS .....4  
    2.3 TEST PROCEDURE.....5  
    2.4 TEST RESULT.....5  
    2.4 TEST PHOTOS .....7


## 1. GENERAL INFORMATION

### 1.1 Product Description for Equipment Under Test (EUT)

#### Client Information

Applicant: Fuse Chicken LLC  
Address of applicant: 2251 Front Street, Suite 200, Cuyahoga Falls, Ohio,  
44221 USA

Manufacturer: Shenzhen Ucool Technology Co., Ltd  
Address of manufacturer: 3 / f, building A, datang industrial area, datang road,  
guanlan street, longhua district, Shenzhen city

General Description of EUT	
Product Name:	Gravity Auto
Trade Name:	
Model No.:	WGA
Adding Model(s):	/
<i>Note: The test data is gathered from a production sample, provided by the manufacturer.</i>	

Technical Characteristics of EUT	
Frequency Range:	110~205kHz
Antenna Type:	Coil Antenna
Rated Voltage:	DC5V/DC 9V (Wireless output)
Rated Current:	1A (Wireless output)
Rated Power:	5W/9W(Wireless output)

## 2. RF Exposure Test Report

### 2.1 Standard Applicable

According to § 1.1310 system operating under the provisions of this section shall be operating in a manner that the public is not exposed to radio frequency energy level in excess limit for maximum permissible exposure.

TABLE 1—LIMITS FOR MAXIMUM PERMISSIBLE EXPOSURE (MPE)

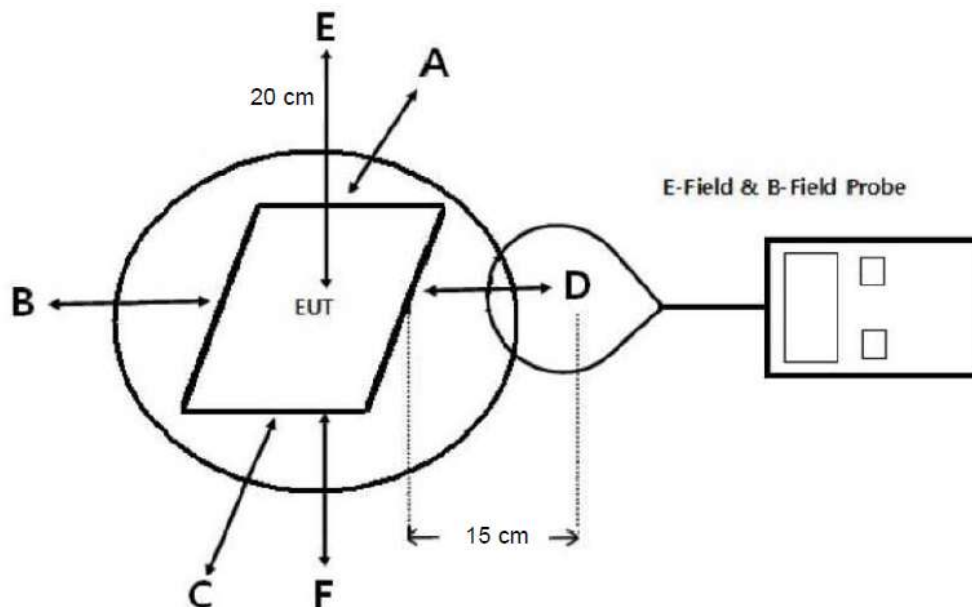
Frequency range (MHz)	Electric field strength (V/m)	Magnetic field strength (A/m)	Power density (mW/cm <sup>2</sup> )	Averaging time (minutes)
<b>(A) Limits for Occupational/Controlled Exposure</b>				
0.3-3.0	614	1.63	*100	6
3.0-30	1842/f	4.89/f	*900/f <sup>2</sup>	6
30-300	61.4	0.163	1.0	6
300-1,500			f/300	6
1,500-100,000			5	6
<b>(B) Limits for General Population/Uncontrolled Exposure</b>				
0.3-1.34	614	1.63	*100	30
1.34-30	824/f	2.19/f	*180/f <sup>2</sup>	30
30-300	27.5	0.073	0.2	30
300-1,500			f/1500	30
1,500-100,000			1.0	30

f = frequency in MHz \* = Plane-wave equivalent power density

### 2.2 Test Conditions

Test Mode	Description	Remark	Power Supply Mode
TM1	Working	Connect to wireless load	DC 5V (with a adapter input AC 120V/60Hz)
TM2	Working	Connect to wireless load	DC 12V (with a adapter input AC 120V/60Hz)
<b>Measurement Distance:</b>	15 cm		

## 2.3 Test Procedure



- The measurement probe was placed at test distance (15 cm for A, B, C, D, F and 20 cm for E) which is between the edge of the charger and the geometric center of probe.
- The highest emission level was recorded at the measurement points (A, B, C, D, E, F).
- The EUT was measured according to the distance of KDB 680106 D01 V03.

## 2.4 Test Result

The EUT dose comply with item 5.2 of KDB 680106 D01V03

- Power transfer frequency is less than 1 MHz  
*Yes, the device operate in the frequency range from 110kHz to 205kHz.*
- Output power from each primary coil is less than 15 watts  
*Yes, the maximum output power of the primary coil is less than 15W.*
- The transfer system includes only single primary and secondary coils. This includes charging systems that may have multiple primary coils and clients that are able to detect and allow coupling only between individual pairs of coils  
*Yes, the client device includes only single primary coils.*
- Client device is inserted in or placed directly in contact with the transmitter  
*Yes, Client device is placed directly in contact with the transmitter.*
- Mobile exposure conditions only (portable exposure conditions are not covered by this exclusion).  
*Yes, It is mobile exposure conditions only.*

6. The aggregate H-field strengths at 15 cm surrounding the device and 20 cm above the top surface from all simultaneous transmitting coils are demonstrated to be less than 50% of the MPE limit.

Yes, The EUT field strength levels are less than 50% of the MPE limit, refer to test TM1, TM2 list, and the coils can't transmitted simultaneous.


Test Mode: TM1 (with resistor)

<b>Electric Field Emissions</b>			
<b>Test Position</b>	<b>Measure Value (V/m)</b>	<b>Limit(V/m)</b>	<b>50% Limit (V/m)</b>
Top	1.98	614	307
Bottom	3.41	614	307
Side 1	2.25	614	307
Side 2	2.71	614	307
Side 3	2.65	614	307
Side 4	2.25	614	307
<b>Magnetic Field Emissions</b>			
<b>Test Position</b>	<b>Measure Value (A/m)</b>	<b>Limit(A/m)</b>	<b>50% Limit (A/m)</b>
Top	0.0141	1.63	0.815
Bottom	0.0128	1.63	0.815
Side 1	0.0134	1.63	0.815
Side 2	0.0142	1.63	0.815
Side 3	0.0128	1.63	0.815
Side 4	0.0134	1.63	0.815

Test Mode: TM2 (with mobile phone)

Electric Field Emissions			
Test Position	Measure Value (V/m)	Limit(V/m)	50% Limit (V/m)
Top	2.03	614	307
Bottom	1.79	614	307
Side 1	2.13	614	307
Side 2	2.11	614	307
Side 3	1.95	614	307
Side 4	1.84	614	307
Magnetic Field Emissions			
Test Position	Measure Value (A/m)	Limit(A/m)	50% Limit (A/m)
Top	0.0105	1.63	0.815
Bottom	0.0111	1.63	0.815
Side 1	0.0108	1.63	0.815
Side 2	0.0117	1.63	0.815
Side 3	0.0125	1.63	0.815
Side 4	0.0122	1.63	0.815

**2.4 Test Photos**



**\*\*\*\*\* END OF REPORT \*\*\*\*\***