


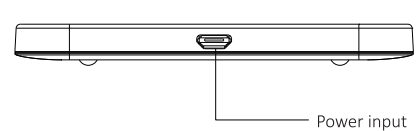
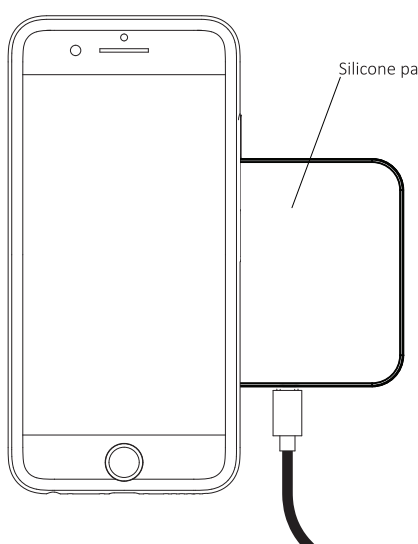
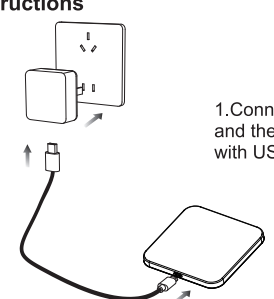
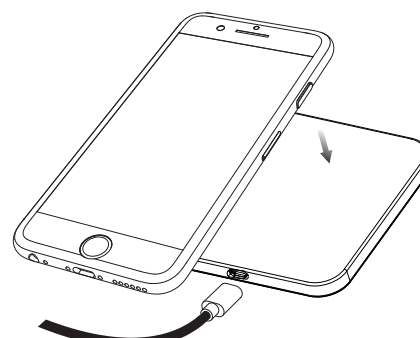


<p><b>In Box Items</b></p> <p>Wireless charger*1 USB cable*1 User guide*1</p> <p><b>Product Specification</b></p> <p>Input: 5V/2A Output: 5V/1A 5W(MAX) Charging distance: ≤8mm Charging efficiency: ≥76% Frequency Band: 114.90kHz to 156.41kHz H-field: -8.2dBuA/m@10m</p>  <p>FCC ID: 2ARVRWST011-X Made in China</p>	<p><b>Warranty</b></p> <p>This device complies with Part 15 of the FCC Rules. Operation is subject to the following two conditions: (1) this device may not cause harmful interference, and (2) this device must accept any interference received, including interference that may cause undesired operation.</p> <p><b>CAUTION:</b> Changes or modifications not expressly approved by the party responsible for compliance could void the user's authority to operate the product.</p> <p><b>NOTE:</b> This equipment has been tested and found to comply with the limits for a wireless power charger, pursuant to Part 15 of the FCC Rules. These limits are designed to provide reasonable protection against harmful interference in a residential installation. This equipment generates, uses and can radiate radio frequency energy and, if not installed and used in accordance with the instructions, may cause harmful interference to radio communications. However, there is no guarantee that interference will not occur in a</p>	<p>particular installation. If this equipment does cause harmful interference to radio or television reception, which can be determined by turning the equipment off and on, the user is encouraged to try to correct the interference by one or more of the following measures:</p> <ul style="list-style-type: none"> <li>-Reorient or relocate the receiving antenna.</li> <li>-Increase the separation between the equipment and receiver.</li> <li>-Connect the equipment into an outlet on a circuit different from that to which the receiver is connected.</li> <li>-Consult the dealer or an experienced radio/TV technician for help.</li> </ul> <p>This equipment complies with FCC radiation exposure limits set forth for an uncontrolled environment. This equipment should be installed and operated with minimum distance 20cm between the radiator and your body. This transmitter must not be co-located or operating in conjunction with any other antenna or transmitter.</p> <p><b>Notes</b></p> <ol style="list-style-type: none"> <li>1.Keep the charging pad and receiver away from water or any liquid.</li> <li>2.Cut off input power source during cleaning pad.</li> </ol>	 <p><b>Wireless charger</b> CD-WST011-X USER GUIDE</p> 
---	---	--	---

<p><b>Product Introduction</b></p> <p>This is a smart wireless charging product, support 10W quick charging for Samsung Pone or 7.5W quick charging for iPhone ( requiring the adapter to support QC2.0 or QC3.0 function). It is also support for 5W wireless charging while using 5V/2A adatper.</p> <p><b>Product Outline</b></p> 		<p><b>Compatible Devices:</b></p> <p>iPhone8, iPhone8 Plus, iPhoneX, iPhone XS,iPhone XS Max,iPhone XR; Samsung S7,S8,S9,Note8, and Note9; And other mobile phones or devices embedded Qi standard wireless charging receiver</p> <p><b>Instructions</b></p>  <ol style="list-style-type: none"> <li>1.Connect the adapter and the wireless charger with USB cable.</li> </ol>	<ol style="list-style-type: none"> <li>2.Place device with wireless power receiver on charging pad, then start charging immediately.</li> </ol> 
--	--	---	---

设计(design): 林华琴  
审核(check):  
批准(approve):  
版本(version): V0

数量(quantity): 1  
单位(units): mm  
比例(scale): 1:1  
页数(page): 1

产品型号(model): CD-WST011-X  
产品名称(name): 无线充  
包装类型(type): 说明书  
设计日期(date): 2019-6-12

颜色(colour): 单色双面印刷  
尺寸(size): 展开尺寸288\*82MM  
材料(material): 105G双铜  
表面处理(surface finish): //