



## Photographs of the Test Set-Up

|   |          |
|---|----------|
| <b>PHOTOGRAPHS OF THE TEST SET-UP .....</b>                                   | <b>1</b> |
| PHOTOGRAPH 1: SET-UP PHOTO FOR RADIATED SPURIOUS EMISSION, 9KHz - 30MHz ..... | 2        |
| PHOTOGRAPH 2: SET-UP PHOTO FOR RADIATED SPURIOUS EMISSION, 30MHz - 1GHz ..... | 2        |
| PHOTOGRAPH 3: SET-UP PHOTO FOR CONDUCTED EMISSION ON AC MAINS .....           | 3        |
| PHOTOGRAPH 4: SET-UP PHOTO FOR RADIATED EMISSIONS .....                       | 3        |
| PHOTOGRAPH 5: SET-UP PHOTO FOR RF EXPOSURE .....                              | 4        |


**Photograph 1: Set-up photo for Radiated Spurious Emission, 9KHz - 30MHz**




**Photograph 2: Set-up photo for Radiated Spurious Emission, 30MHz - 1GHz**



**Photograph 3: Set-up photo for Conducted Emission on AC Mains**



**Photograph 4: Set-up photo for Radiated Emissions**



**Photograph 5: Set-up photo for RF Exposure**

