

文件编码(material code) :B6C-ZX-071

打样版本	修改内容	修改人	日期	受控版本	备注
V1	//	林华琴	2018-12-7		
V2	加DBK	林华琴	2019-4-29		
V3	改内容	林华琴	2019-5-16	A0	

4. Make the phone touch wireless charger center button, the clips clamp the phone, then start charging immediately.



**In Box Items**

Wireless Charger\*1  
USB cable\*1  
Holder\*1  
User guide\*1

**Product Specification**

Input: DC 5V/2A,DC 9V/1.67A  
Output: 5W,7.5W,10W  
Charging distance: ≤8mm  
Charging efficiency: ≥76%  
Dimensions: 104mm×76mm×50mm  
Coil: single coil  
Frequency Band: 114.50kHz to 177.50kHz  
Transmitter Power: 21.77 dBμA/m@10m

**Notes**

1. Keep the charging pad and receiver away from water or any liquid.
2. Cut off input power source during cleaning pad.
3. Working temperature 0-45 C.

**Warranty**

1. One year warranty service from the date you buy it. We provide the free service or product exchange within the warranty period with any quality problem of product itself.
2. When the product cannot be repaired during the warranty period, you can get a new one replaced the same type of product you purchased from us.
3. If other reasons such as strong impact, fire, water, and so on, lead the product failing to use, or after warranty period, we will charge the repair fee when the product might be repaired and used again.
4. This device complies with Part 15 of the FCC Rules. Operation is subject to the following two conditions: (1) this device may not cause harmful interference, and (2) this device must accept any interference received, including interference that may cause undesired operation.


changes or modifications not expressly approved by the party responsible for compliance could void the user's authority to operate the equipment. This equipment has been tested and found to comply with the limits for a Class B digital device, pursuant to Part 15 of the FCC Rules. These limits are designed to provide reasonable protection against harmful

interference in a residential installation. This equipment generates, uses and can radiate radio frequency energy and, if not installed and used in accordance with the instructions, may cause harmful interference to radio communications. However, there is no guarantee that interference will not occur in a particular installation.

If this equipment does cause harmful interference to radio or television reception, which can be determined by turning the equipment off and on, the user is encouraged to try to correct the interference by one or more of the following measures:

- Reorient or relocate the receiving antenna.
- Increase the separation between the equipment and receiver.
- Connect the equipment into an outlet on a circuit different from that to which the receiver is connected.
- Consult the dealer or an experienced radio/TV technician for help.

This equipment complies with FCC radiation exposure limits set forth for an uncontrolled environment. This equipment should be installed and operated with minimum distance 0cm between the radiator and your body. This transmitter must not be co-located or operating in conjunction with any other antenna or transmitter.



**Wireless Car Charger Mount**  
CP510 USER GUIDE

Wireless Limitless

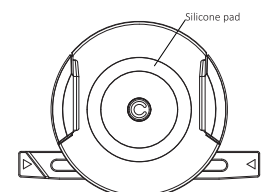


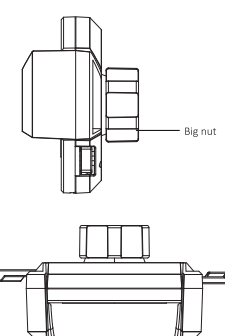
FCC ID: 2ARVRCPS10  
Made in China

**Product Introduction**

This is a smart wireless charging product, support 10W quick charging for Samsung Pone or 7.5W quick charging for iPhone ( requiring the adapter to support QC2.0 or QC3.0 function). It is also support for 5W wireless charging while using 5V/2A adapter.

**Product Outline**





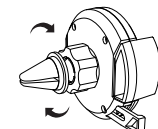
Big nut

**Compatible Devices:**

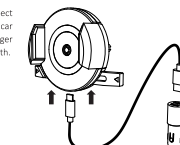
iPhone8, iPhone8 Plus, iPhoneX, iPhone X5, iPhone XS Max, iPhone XR, Samsung S7,S8,S9,Note8, and Note9;  
And other mobile phones or devices embedded Qi standard wireless charging receiver

**Instructions**

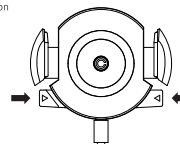
1. Put the holder into Auto-mobile Air Vent, Wireless charger can change the rotation angle freely.



2. Use USB cable to connect wireless charger with car charger; Put the car charger into the car cigarette mouth.



3. Open the clips on wireless charger



设计(design): 林华琴  
审核(check):  
批准(approve):  
版本(version): V0

数量(quantity): 1  
单位(units): mm  
比例(scale): 1:1  
页数(page): 1

产品型号(model): CP510  
产品名称(name): 无线充  
包装类型(type): 说明书  
设计日期(date): 2019-4-26

颜色(colour): 单色双面印刷  
尺寸(size): 展开尺寸288\*82MM  
材料(material): 105G双铜  
表面处理(surface finish): //