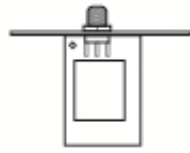


Bluetooth Transmitter Kits

Install Bluetooth Transmitter module to send music
streamed or served via the to Audio device Bluetooth
headphones or Bluetooth speakers



Contents



BT Module

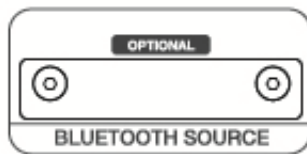


BT Antenna

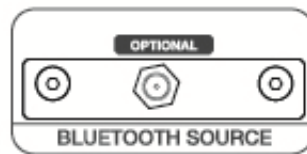


Screwdriver & Screw

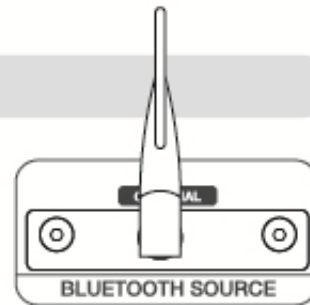
How to install



① Unscrew the two screws on the rear of audio device to remove the cover



② Insert the BT Module and fix it with the two screws



③ Install the BT antenna

Support

- Bluetooth 5.0
- A2DP/AVRCP
- SBC, AAC, aptX, aptX LL, aptX HD

Manual Information to the End User:

- The OEM integrator has to be aware not to provide information to the end user regarding how to install or remove this RF module in the user's manual of the end product which integrates this module. The end user manual shall include all required regulatory information/warning as show in this manual.

OEM Responsibilities to comply with FCC Regulations

The BTK8675 Module has been certified for integration into products only by OEM integrators under the following conditions:

1. The antenna(s) must be installed such that a minimum separation distance of 20cm is maintained between the radiator (antenna) and all persons at all times.
2. The transmitter module must not be co-located or operating in conjunction with any other antenna or transmitter.

As long as the two conditions above are met, further transmitter testing will not be required. However, the OEM integrator is still responsible for testing their end-product for any additional compliance requirements required with this module installed (for example, digital device emissions, PC peripheral requirements, etc.).

IMPORTANT NOTE: In the event that these conditions cannot be met (for certain configurations or co-location with another transmitter), then the FCC authorizations are no longer considered valid and the FCC ID cannot be used on the final product. In these circumstances, the OEM integrator will be responsible for re-evaluating the end product (including the transmitter) and obtaining a separate FCC authorization.

This modular transmitter is only FCC authorized for the specific rule parts (i.e., FCC transmitter rules) listed on the grant, and that the host product manufacturer is responsible for compliance to any other FCC rules that apply to the host not covered by the modular transmitter grant of certification.

If the grantee markets their product as being Part 15 Subpart B compliant (when it also contains unintentional-radiator digital circuitry), then the final host product still requires Part 15 Subpart B compliance testing with the modular transmitter installed.

Host labelling guidance for the end integrator

This is an advise for host manufacture to provide a physical / e-label on their host product stating, "Contains FCC ID: 2ARUY-BTK8675":

A permanently affixed label must be used. The modular transmitter must be labeled with its own FCC identification number, and, if the FCC identification number is not visible when the module is installed inside another device, then the outside of the device into which the module is installed must also display a label referring to the enclosed module. This exterior label can use wording such as the following: "Contains Transmitter Module FCC ID: 2ARUY-BTK8675" or "Contains FCC ID: 2ARUY-BTK8675". Any similar wording that expresses the same meaning may be used.

Compliance Statement

This device complies with Part 15 of the FCC Rules. Operation is subject to the following two conditions: (1) This device may not cause harmful interference, and (2) This device must accept any interference received, including interference that may cause undesired operation.

Warning

Changes or modifications not expressly approved by the party responsible for compliance could void the user's authority to operate the equipment.

Exposure to Radio Frequency Energy

"To comply with FCC and Industry Canada RF radiation exposure limits for general population, the antenna(s) used for this transmitter must be installed such that a minimum separation distance of 20cm is maintained between the radiator (antenna) and all persons at all times and must not be co-located or operating in conjunction with any other antenna or transmitter."

The radiation exposure requirements mentioned above shall be met when the module installed in the host system. The module shall be only used with the external(removable) antenna(s) that has been originally tested and certified with this module.

FCC ID: 2ARUY-BTK8675