











EXHIBIT 2 - EUT EXTERNAL PHOTOGRAPHS

<p>EUT View 1</p>	
<p>EUT View 2</p>	

<p>EUT View 3</p>	
<p>EUT View 4</p>	

<p>EUT View 5</p>	
<p>EUT View 6</p>	

<p>EUT View 7</p>	
<p>EUT View 8</p>	

<p>EUT View 9</p>	 A photograph showing a white, L-shaped component (EUT) with a small hole on its vertical stem. The component is placed on a blue textured surface next to a black ruler for scale. The ruler has markings in millimeters and centimeters. The component is approximately 10 mm long and 5 mm wide.
<p>EUT View 10</p>	 A photograph showing a white, L-shaped component (EUT) with a hole at the top of its vertical stem. The component is placed on a blue textured surface next to a black ruler for scale. The ruler has markings in millimeters and centimeters. The component is approximately 10 mm long and 5 mm wide.