

RSR AC6954 Antenna Specification

Quick Reference Date

	Antenna on the system board	
Frequency Range	2400 ~ 2500MHz	
Ant. Port Input Pwr. (dBm)	2 (Typ. BT class2 output power)	
Efficiency (dB)	-2.73	
Efficiency (%)	53.37%(Avg)	
Gain (dBi)	2.12(Avg. Gain XZ-plane)	
Max Gain(dBi)	2.37	
Input Impedence (ohm)	50	
Polarization Type	Vertical & Horizontal	
V.S.W.R	< 1.7	

All the technical data and information contained herein are subject to change without prior notice

Antenna Layout on the system board

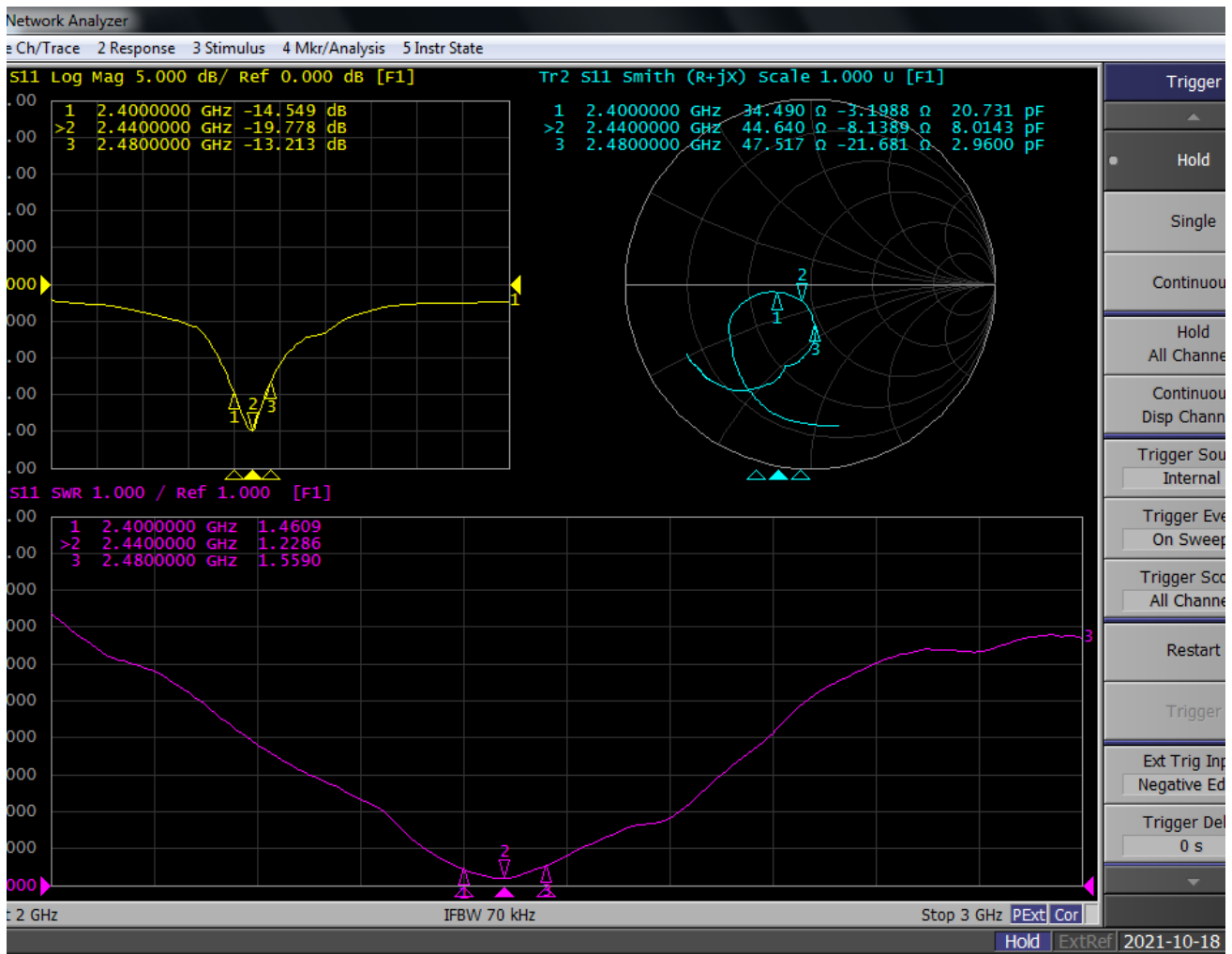


Antenna Gain


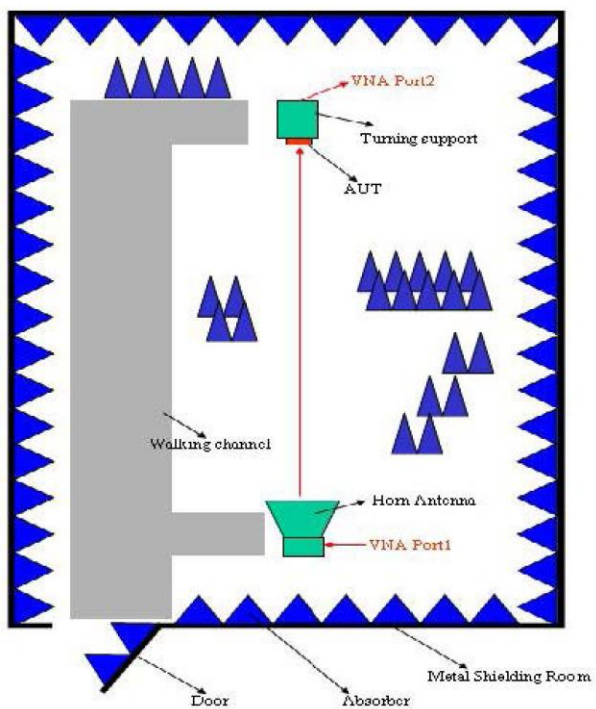
Gain Table

Unit in dBi	XY-plane	YZ-plane	XZ-plane
	Peak	Peak	Peak
2400MHz	1.17	-0.85	1.58
2440MHz	2.05	-1.59	2.09
2480MHz	1.61	-2.12	2.24

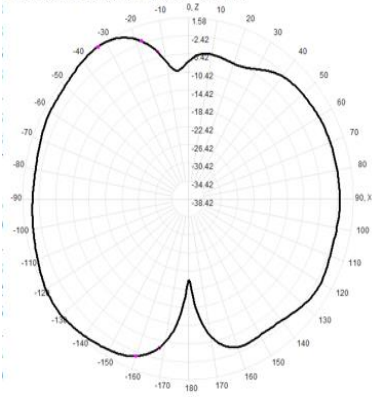
Return Loss



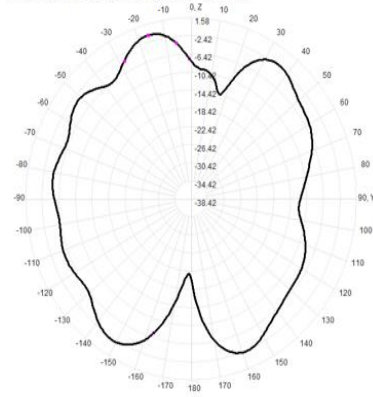
The Environment of Antenna Radiation Pattern



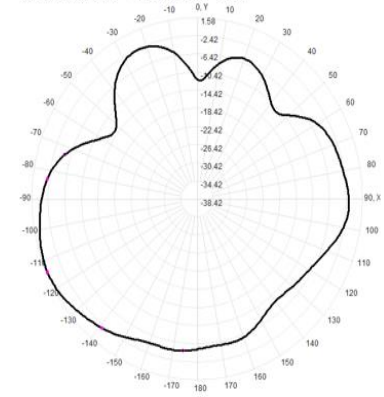
2400.0MHz Total(E1-XZ), Max= 1.58dBi



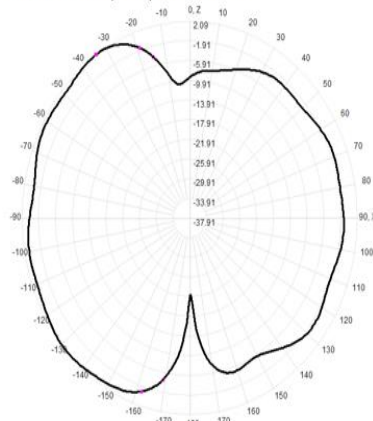
2400.0MHz Total(E2-YZ), Max= -0.85dBi



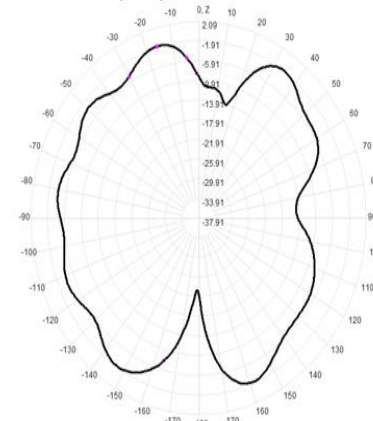
Total(H-XY), Max= 1.17dBi, CirD=14.70



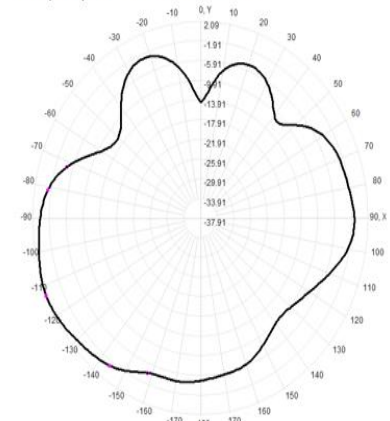
2440.0MHz Total(E1-XZ), Max= 2.09dBi



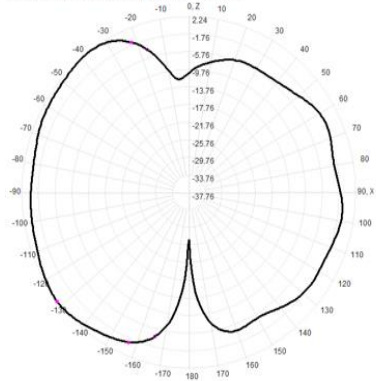
2440.0MHz Total(E2-YZ), Max= -1.59dBi



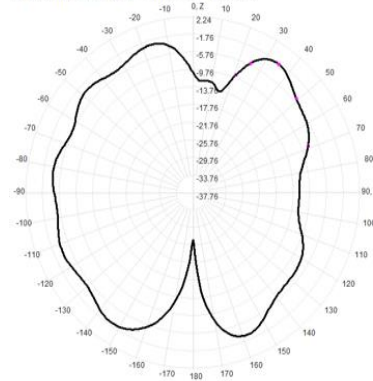
Total(H-XY), Max= 2.05dBi, CirD=16.36



2480.0MHz Total(E1-XZ), Max= 2.24dBi



2480.0MHz Total(E2-YZ), Max= -2.12dBi



Total(H-XY), Max= 1.61dBi, CirD=14.96

