

APPENDIX REPORT

Project No.	SHT2202009001EW	Radio Specification	Bluetooth EDR
Test sample No.	YPHT22020090019	Model No.	Z3
Start test date	2022-04-19	Finish date	2022-04-19
Temperature	23.7℃	Humidity	29%
Test Engineer	Xiaoqin Li	Auditor	Xiaodong Zheo

Appendix clause	Test item	Result
A	Peak Output Power	PASS
B	20 dB Bandwidth	PASS
C	99% Occupied Bandwidth	PASS
D	Carrier Frequencies Separation	PASS
E	Hopping Channel Number	PASS
F	Dwell Time	PASS
G	Duty Cycle Correction Factor (DCCF)	PASS
H	Band edge and Spurious Emissions(ducted)	PASS

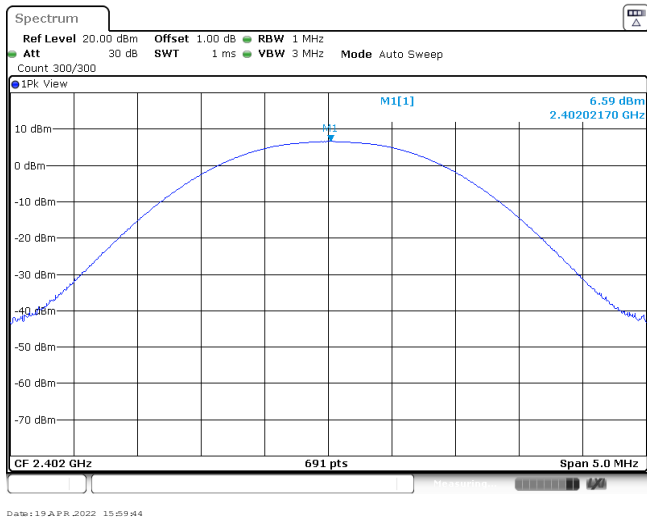
Appendix A: Peak Output Power

Modulation type	Channel	Peak Output power (dBm)	Average Output power (dBm)	Limit (dBm)	Result
GFSK	00	6.59	6.45	≤ 30.00	Pass
	39	6.28	6.15		
	78	6.37	6.27		
π/4DQPSK	00	7.38	7.20	≤ 21.00	Pass
	39	6.38	6.29		
	78	6.56	6.45		
8DPSK	00	7.44	7.24	≤ 21.00	Pass
	39	6.68	6.60		
	78	6.61	6.53		

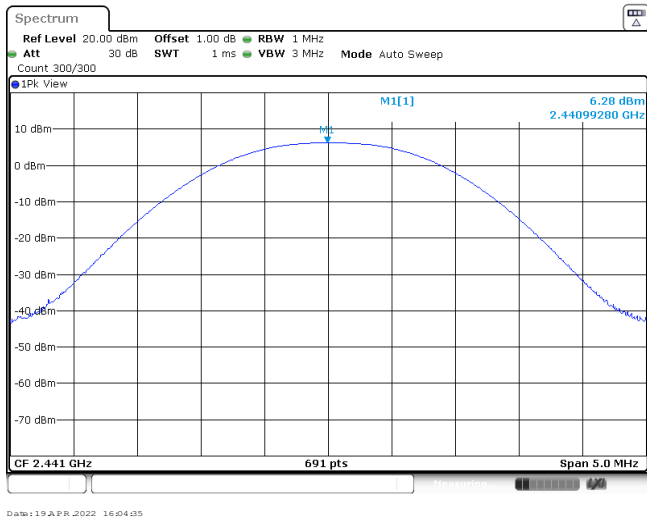
Modulation Type:

GFSK

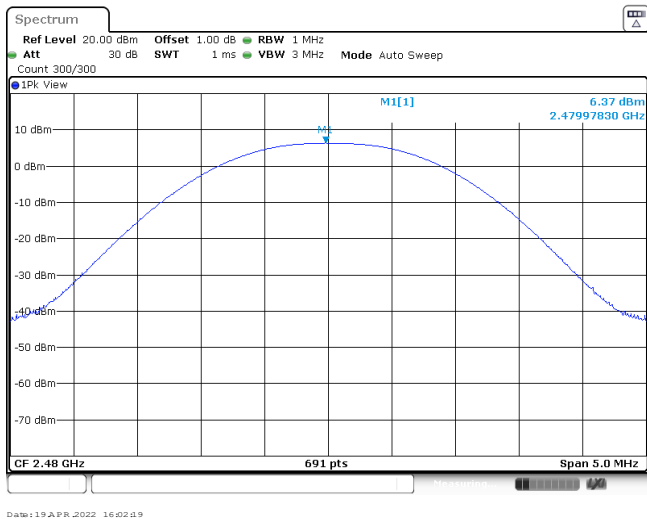
CH00



CH39



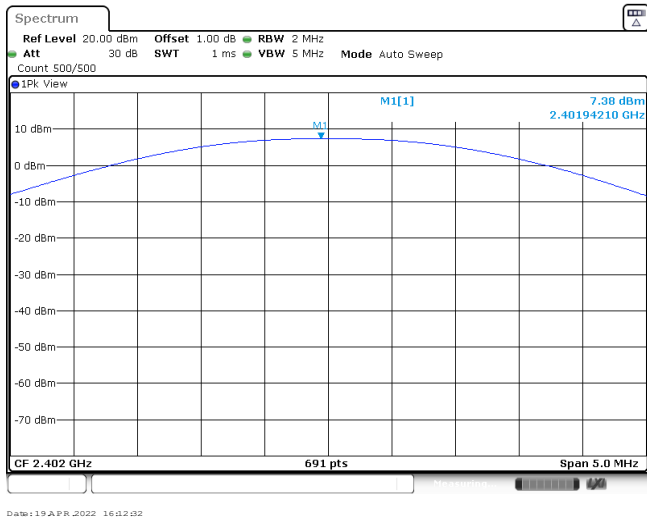
CH78



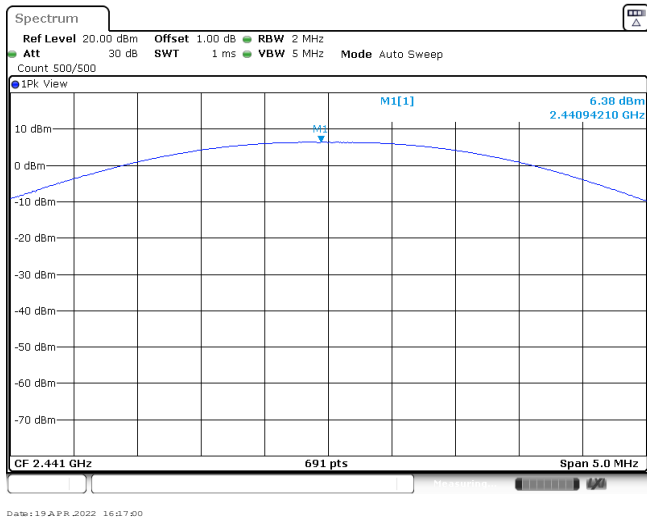
Modulation Type:

$\pi/4$ DQPSK

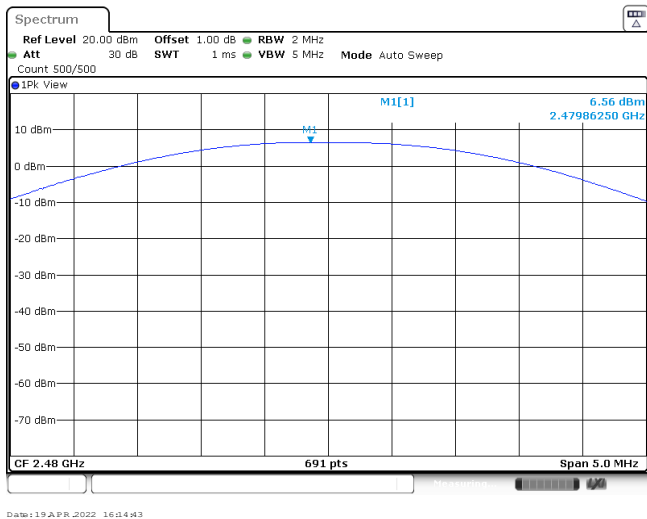
CH00



CH39

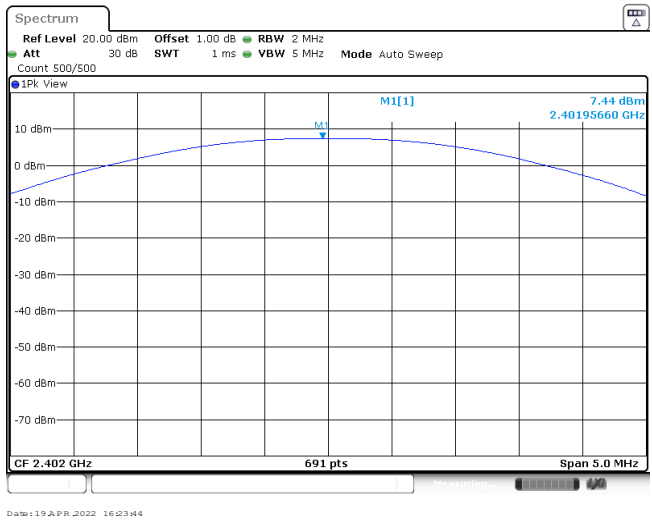


CH78

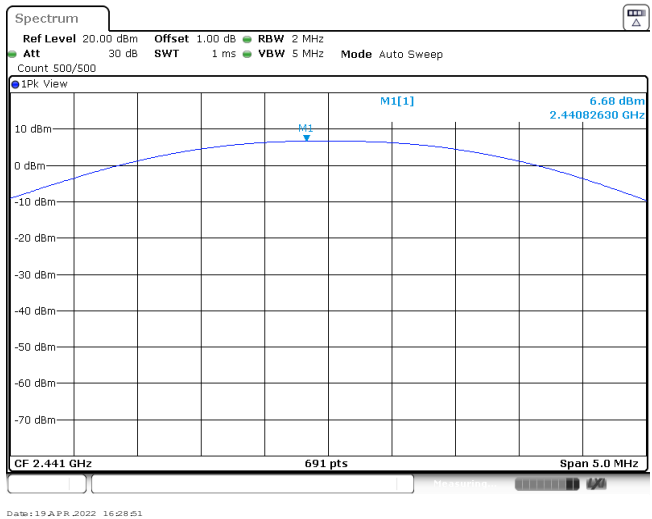


Modulation Type: 8DPSK

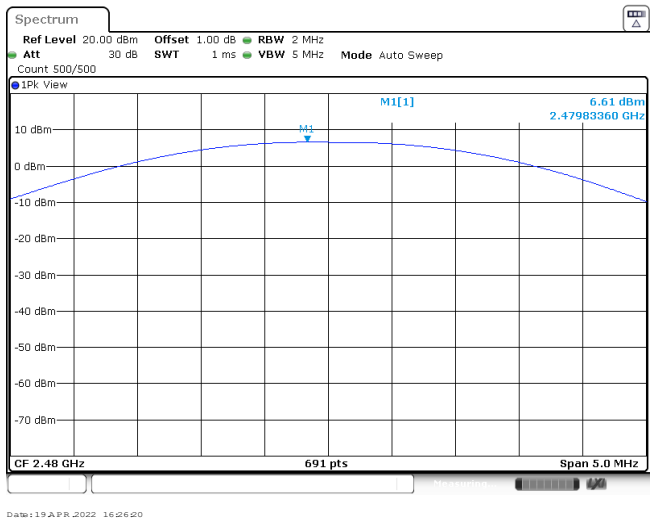
CH00



CH39



CH78

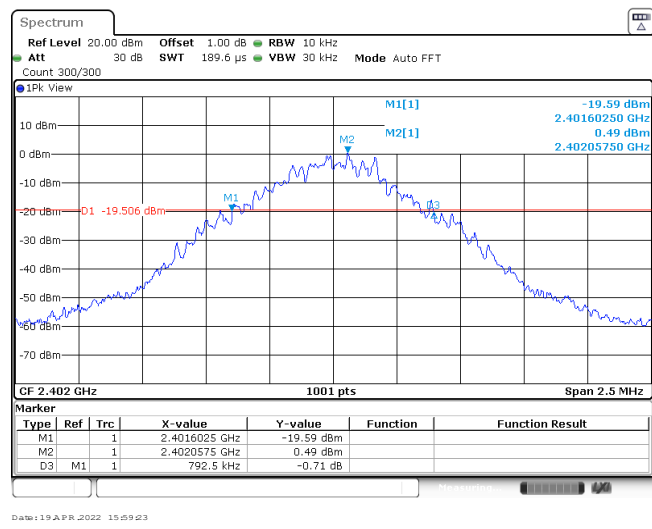


Appendix B : 20 dB Bandwidth

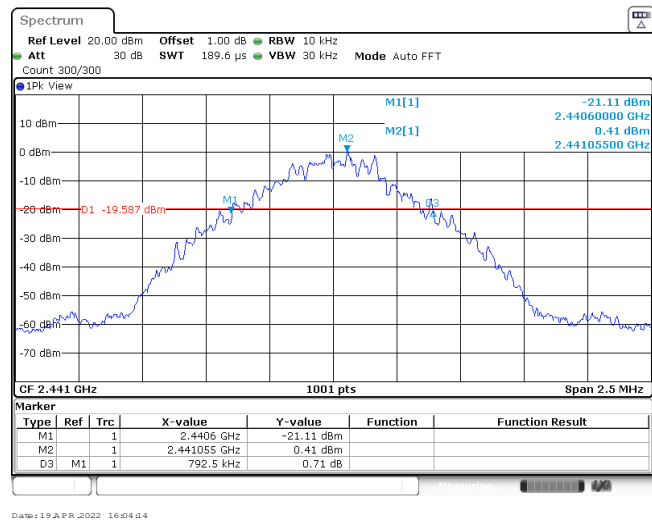
Modulation type	Channel	20 dB Bandwidth (kHz)	Limit (kHz)	Result
GFSK	00	792.50	-	Pass
	39	792.50		
	78	792.50		
$\pi/4$ DQPSK	00	1275.00	-	Pass
	39	1257.50		
	78	1257.50		
8DPSK	00	1270.00	-	Pass
	39	1252.50		
	78	1255.00		

Modulation Type: GFSK

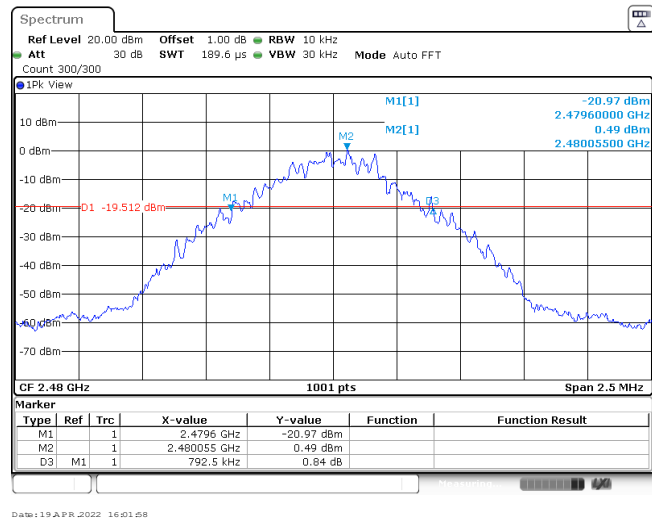
CH00



CH39

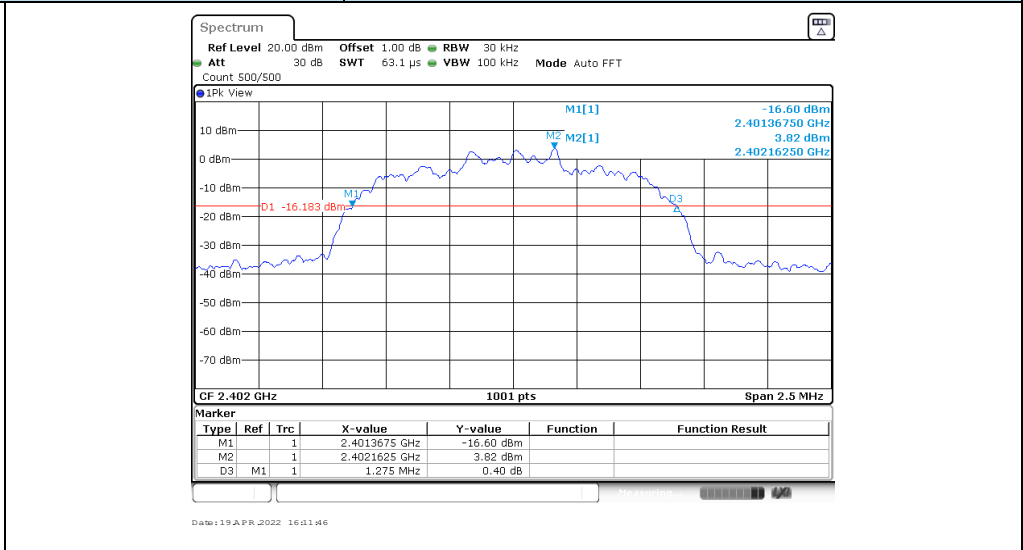


CH78

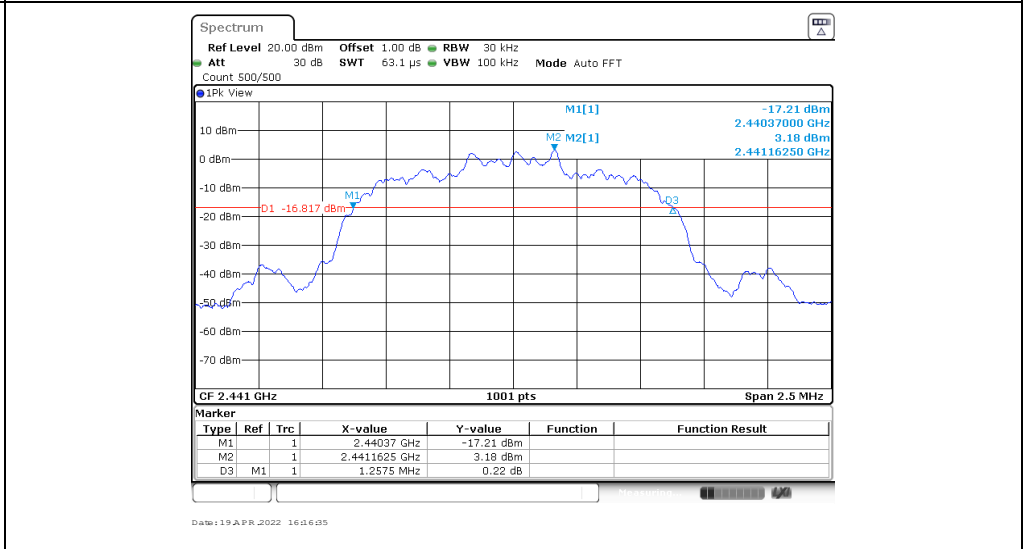


Modulation Type: **$\pi/4$ DQPSK**

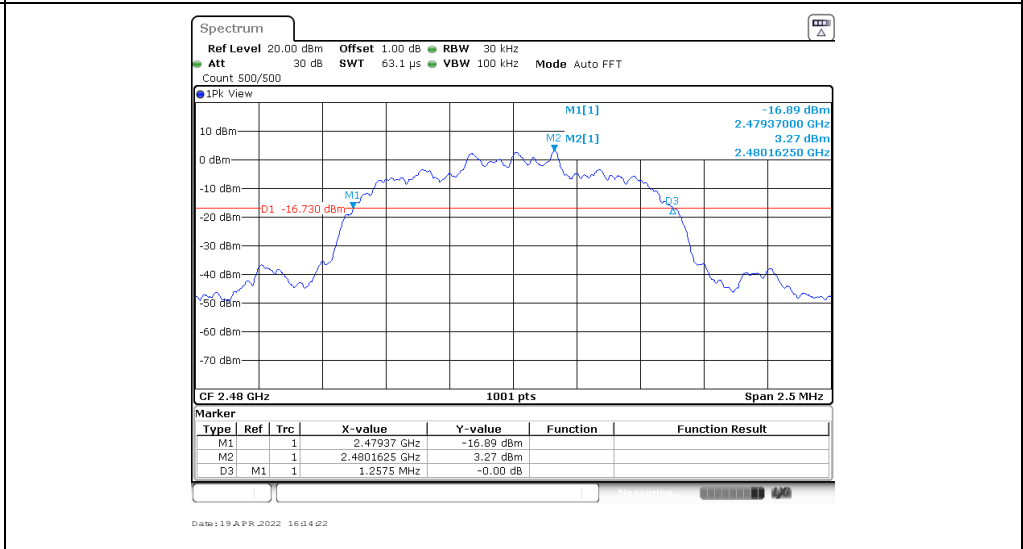
CH00



CH39

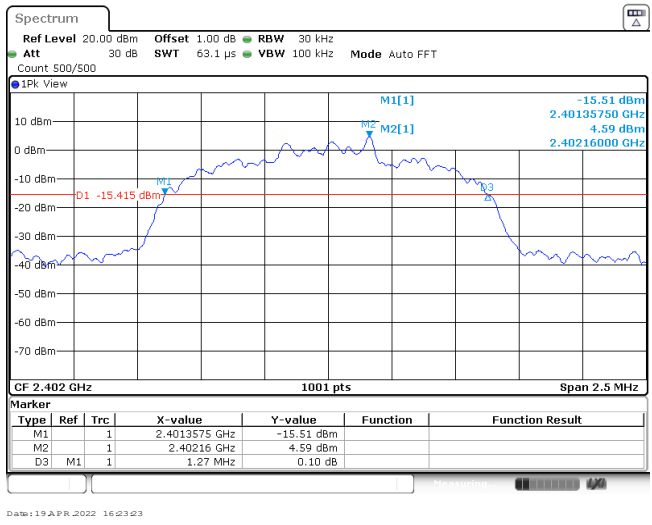


CH78

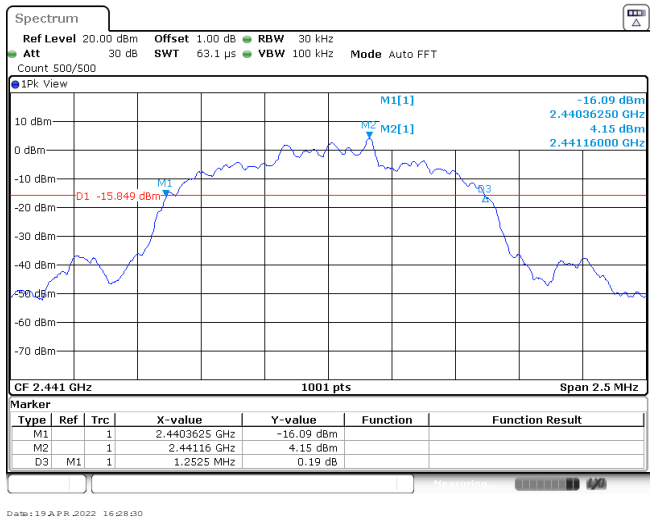


Modulation Type: 8DPSK

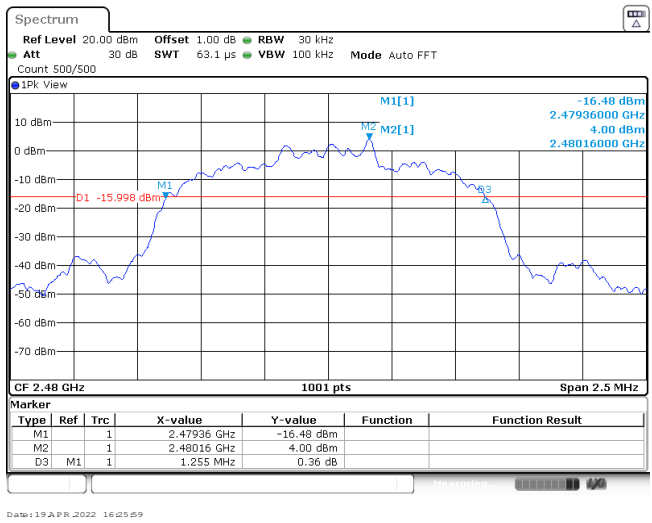
CH00



CH39



CH78

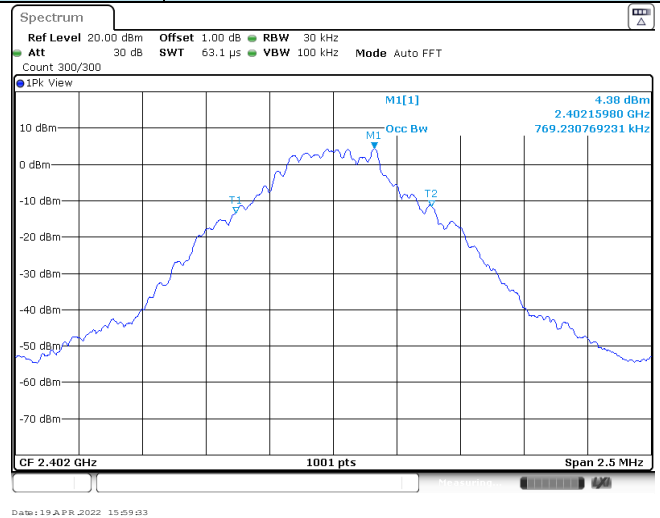


Appendix C: 99% Occupied Bandwidth

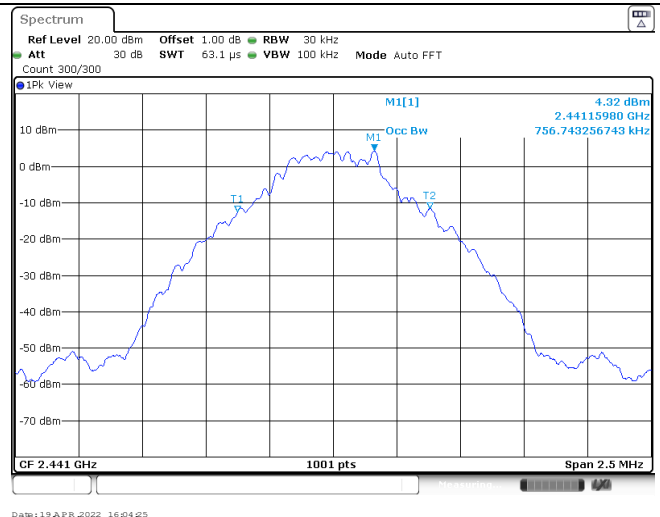
Modulation type	Channel	99% Occupied Bandwidth (MHz)	Limit (MHz)	Result
GFSK	00	0.77	-	Pass
	39	0.76		
	78	0.76		
$\pi/4$ DQPSK	00	1.15	-	Pass
	39	1.14		
	78	1.14		
8DPSK	00	1.16	-	Pass
	39	1.14		
	78	1.14		

Modulation Type: GFSK

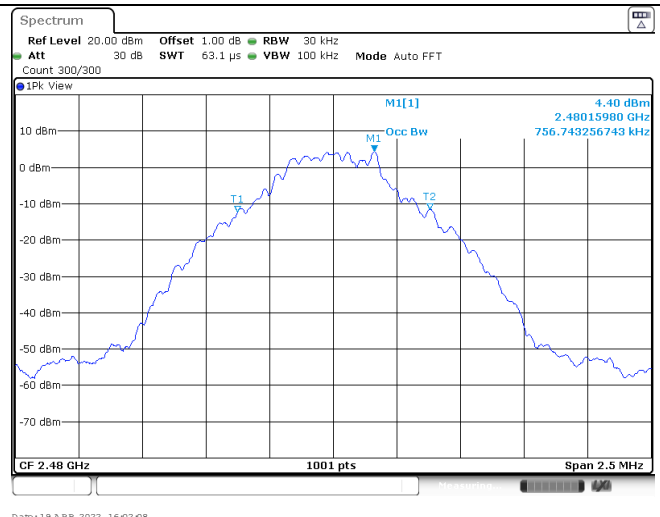
CH00



CH39

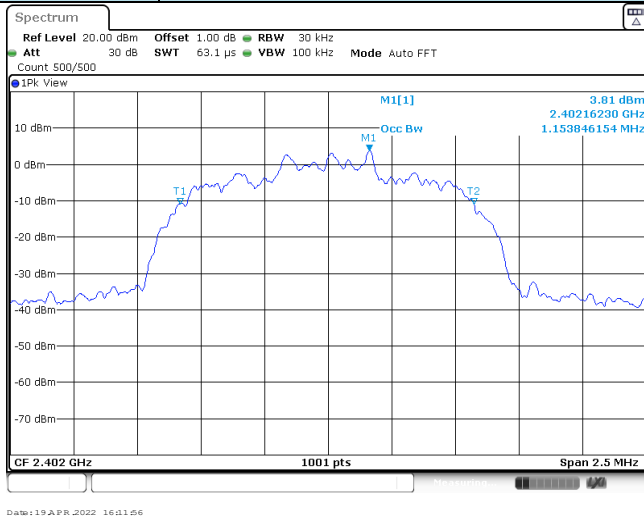


CH78

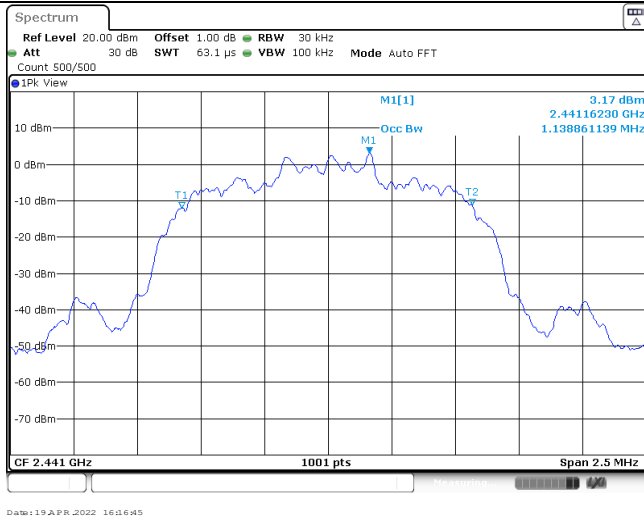


Modulation Type: $\pi/4$ QPSK

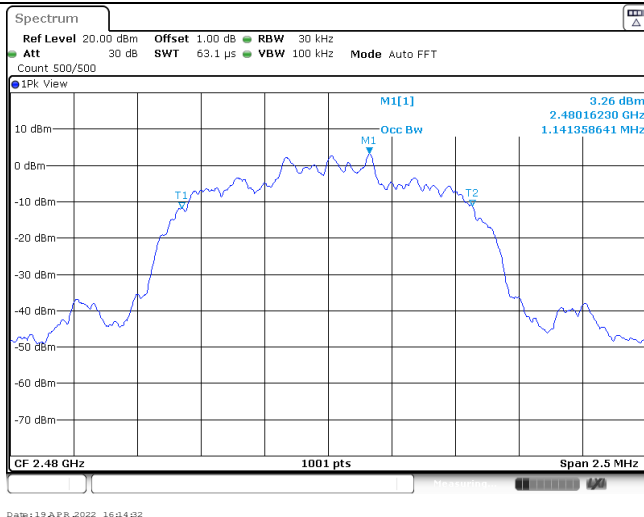
CH00



CH39



CH78



Modulation Type: 8DPSK	
CH00	<p>Spectrum</p> <p>Ref Level 20.00 dBm Offset 1.00 dB RBW 30 kHz Att 30 dB SWT 63.1 μs VBW 100 kHz Mode Auto FFT Count 500/500</p> <p>1Pk View</p> <p>M1[1] 4.51 dBm 2.40215980 GHz 1.161338661 MHz</p> <p>T1 T2</p> <p>CF 2.402 GHz 1001 pts Span 2.5 MHz</p> <p>Date: 19 APR 2022 16:23:33</p>
CH39	<p>Spectrum</p> <p>Ref Level 20.00 dBm Offset 1.00 dB RBW 30 kHz Att 30 dB SWT 63.1 μs VBW 100 kHz Mode Auto FFT Count 500/500</p> <p>1Pk View</p> <p>M1[1] 4.13 dBm 2.44115980 GHz 1.143856144 MHz</p> <p>T1 T2</p> <p>CF 2.441 GHz 1001 pts Span 2.5 MHz</p> <p>Date: 19 APR 2022 16:28:40</p>
CH78	<p>Spectrum</p> <p>Ref Level 20.00 dBm Offset 1.00 dB RBW 30 kHz Att 30 dB SWT 63.1 μs VBW 100 kHz Mode Auto FFT Count 500/500</p> <p>1Pk View</p> <p>M1[1] 3.98 dBm 2.48015980 GHz 1.143856144 MHz</p> <p>T1 T2</p> <p>CF 2.48 GHz 1001 pts Span 2.5 MHz</p> <p>Date: 19 APR 2022 16:26:09</p>

Appendix D: Carrier Frequencies Separation

Modulation type	Channel	Carrier Frequencies Separation (MHz)	Limit (kHz) *	Result
GFSK	39	1.00	≥792.50	Pass
$\pi/4$ DQPSK	39	1.00	≥850.00	Pass
8DPSK	39	1.00	≥846.67	Pass

Note:

*: GFSK limit = The maximum 20 dB Bandwidth for GFSK modulation on the appendix B.

$\pi/4$ DQPSK limit = $2/3$ * The maximum 20 dB Bandwidth for $\pi/4$ DQPSK modulation on the appendix B.

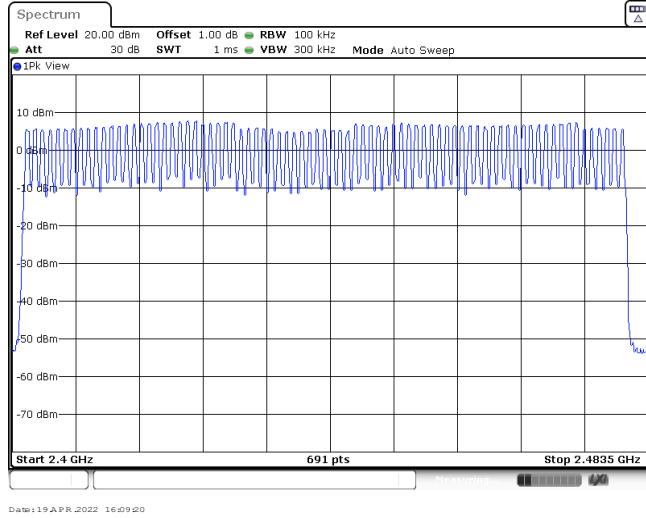
8DPSK limit = $2/3$ * The maximum 20 dB Bandwidth for 8DPSK modulation on the appendix B

<p style="text-align: center;">GFSK</p>	
<p style="text-align: center;">$\pi/4$DQPSK</p>	
<p style="text-align: center;">8DPSK</p>	

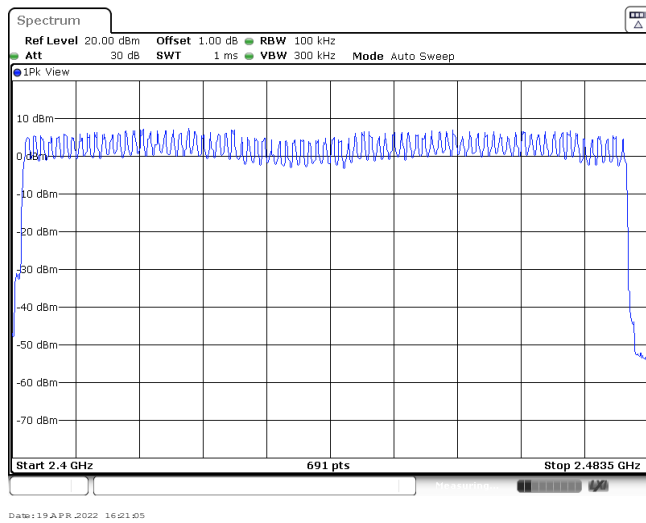
Appendix E: Hopping Channel Number

Modulation type	Channel number	Limit	Result
GFSK	79	≥15.00	Pass
π/4DQPSK	79		
8DPSK	79		

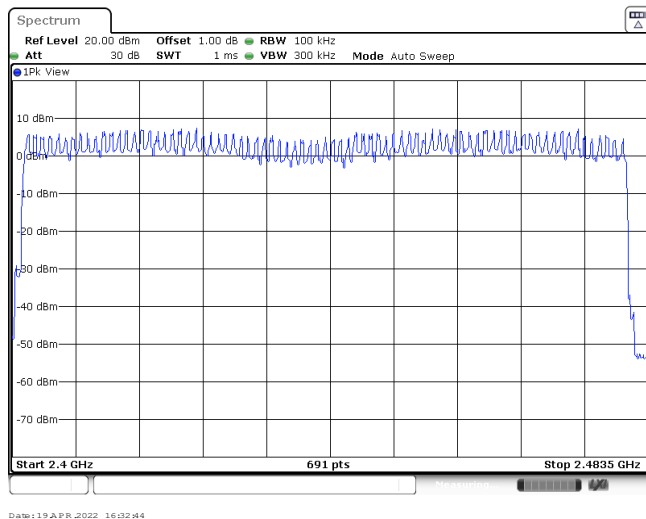
GFSK



$\pi/4$ DQPSK



8DPSK

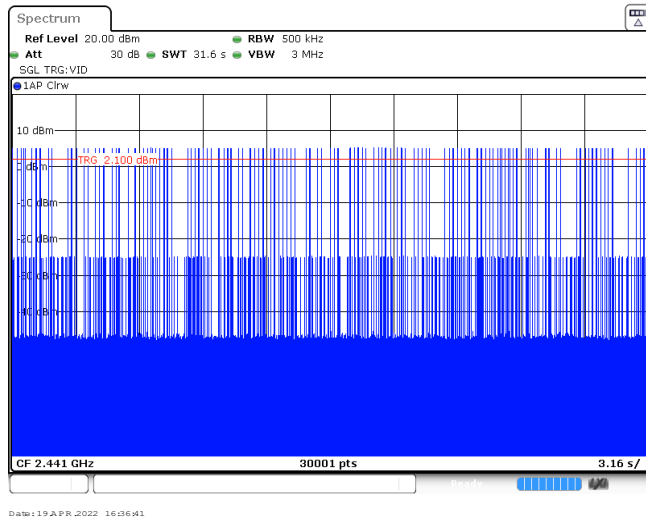


Appendix F: Dwell Time

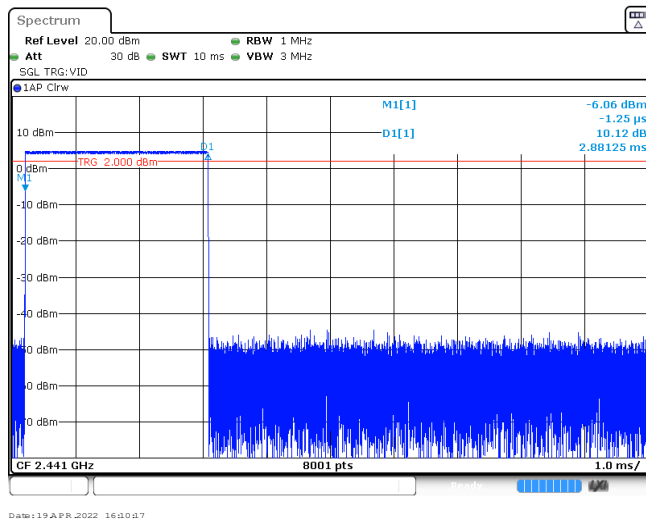
Modulation type	Packet	Burst Width [ms]	Total Hops[hop*ch]	Dwell time (Second)	Limit (Second)	Result
GFSK	DH1	0.38	314	0.12	≤ 0.40	Pass
	DH3	1.63	158	0.26		
	DH5	2.88	106	0.31		
π/4DQPSK	2DH1	0.38	314	0.12	≤ 0.40	Pass
	2DH3	1.64	159	0.26		
	2DH5	2.88	108	0.31		
8DPSK	3DH1	0.38	313	0.12	≤ 0.40	Pass
	3DH3	1.64	160	0.26		
	3DH5	2.89	107	0.31		

Modulation Type: GFSK	
DH1 Burst width	<p> Spectrum Ref Level 20.00 dBm RBW 1 MHz Att 30 dB SWT 10 ms VBW 3 MHz SGL TRG:VID 1AP Cirw M1[1] -16.09 dBm D1[1] 20.66 dB TRG 2.300 dBm 377.50 μs CF 2.441 GHz 8001 pts 1.0 ms/ </p> <p>Date: 19 APR 2022 16:35:05</p>
DH1 Burst number	<p> Spectrum Ref Level 20.00 dBm RBW 500 kHz Att 30 dB SWT 31.6 s VBW 3 MHz SGL TRG:VID 1AP Cirw TRG 2.300 dBm CF 2.441 GHz 30001 pts 3.16 s/ </p> <p>Date: 19 APR 2022 16:35:41</p>
DH3 Burst width	<p> Spectrum Ref Level 20.00 dBm RBW 1 MHz Att 30 dB SWT 10 ms VBW 3 MHz SGL TRG:VID 1AP Cirw M1[1] -8.95 dBm D1[1] 13.45 dB TRG 2.100 dBm 1.63259 ms CF 2.441 GHz 8001 pts 1.0 ms/ </p> <p>Date: 19 APR 2022 16:36:05</p>

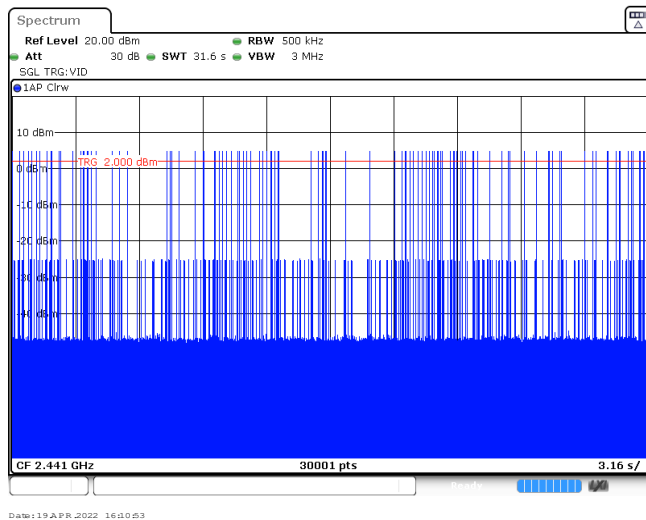
DH3
Burst number



DH5
Burst width

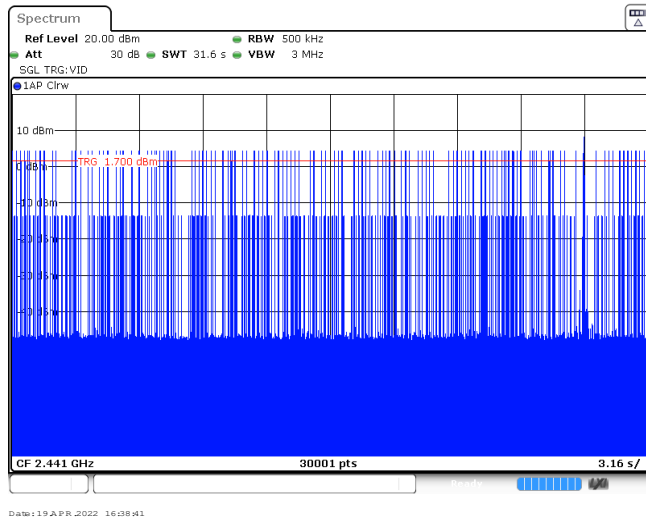


DH5
Burst number

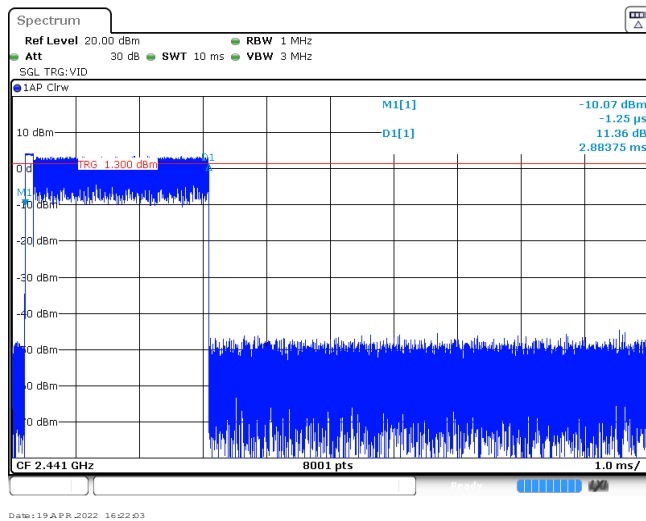


Modulation Type: $\pi/4$ DQPSK	
2DH1 Burst width	<p> Spectrum Ref Level 20.00 dBm RBW 1 MHz Att 30 dB SWT 10 ms VBW 3 MHz SGL TRG:VID 1AP Cirw M1[1] -8.49 dBm D1[1] -1.25 μs 10.27 dB 383.75 μs TRG 1.700 dBm CF 2.441 GHz 8001 pts 1.0 ms/ </p> <p>Date: 19 APR 2022 16:37:04</p>
2DH1 Burst number	<p> Spectrum Ref Level 20.00 dBm RBW 500 kHz Att 30 dB SWT 31.6 s VBW 3 MHz SGL TRG:VID 1AP Cirw TRG 1.700 dBm CF 2.441 GHz 30001 pts 3.16 s/ </p> <p>Date: 19 APR 2022 16:37:00</p>
2DH3 Burst width	<p> Spectrum Ref Level 20.00 dBm RBW 1 MHz Att 30 dB SWT 10 ms VBW 3 MHz SGL TRG:VID 1AP Cirw M1[1] -17.55 dBm D1[1] -2.50 μs 19.23 dB 1.63625 ms TRG 1.700 dBm CF 2.441 GHz 8001 pts 1.0 ms/ </p> <p>Date: 19 APR 2022 16:38:05</p>

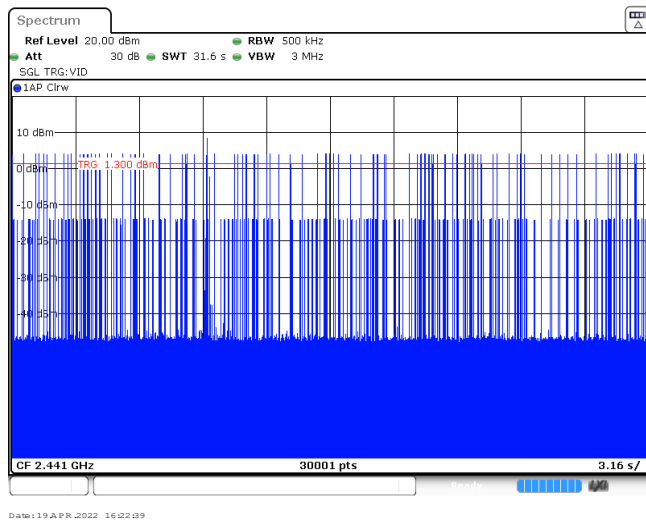
2DH3
Burst number



2DH5
Burst width

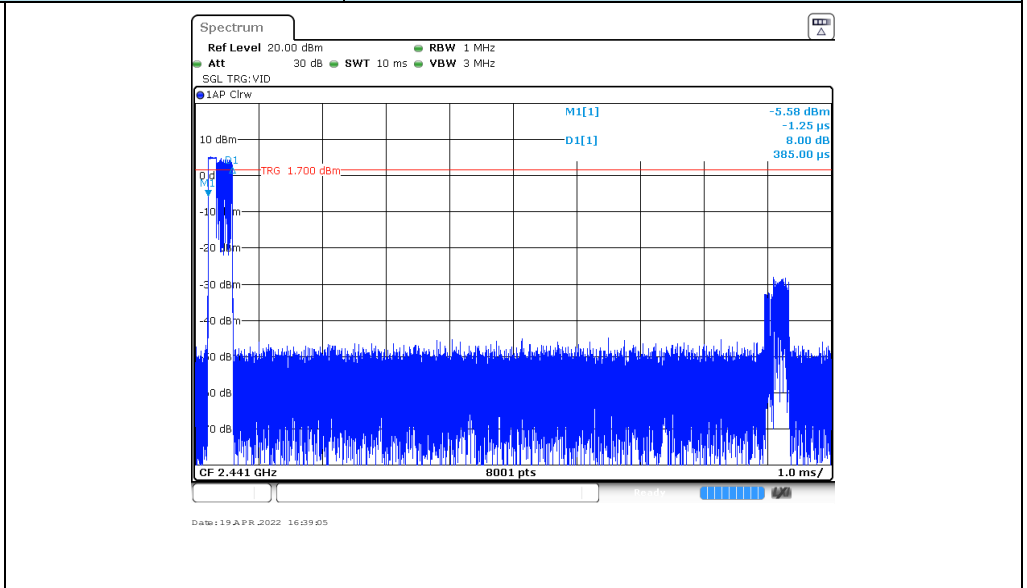


2DH5
Burst number

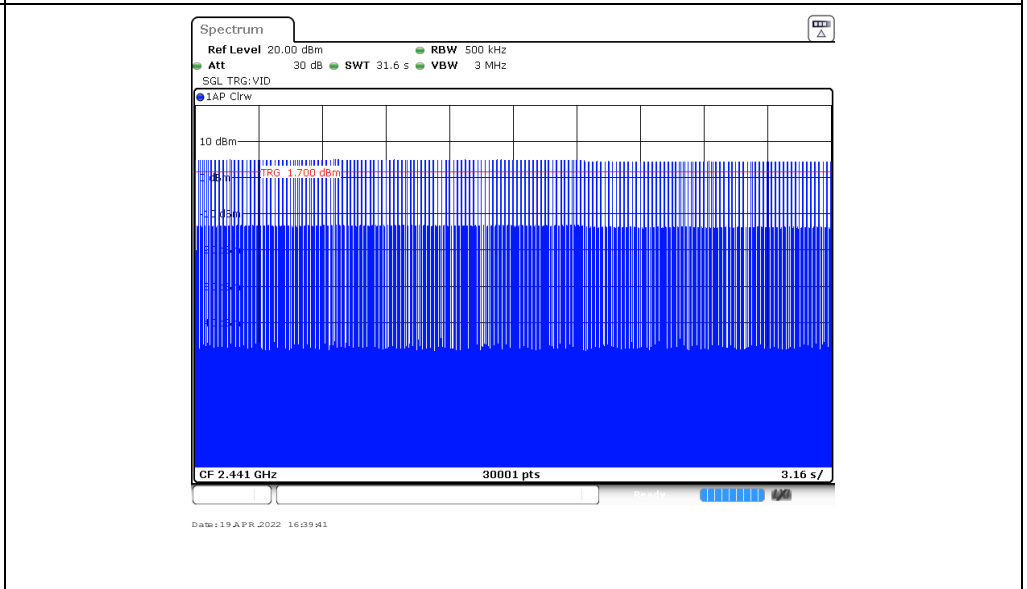


Modulation Type: 8DPSK

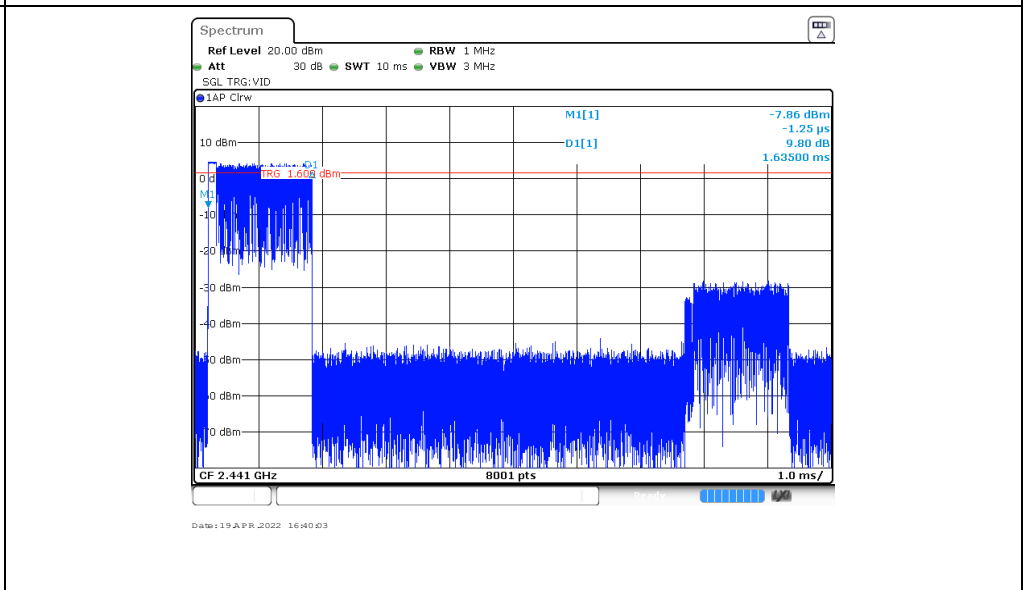
3DH1
Burst width



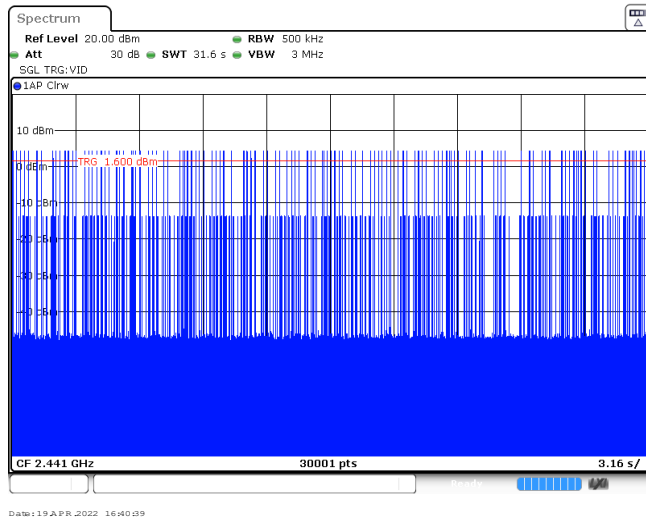
3DH1
Burst number



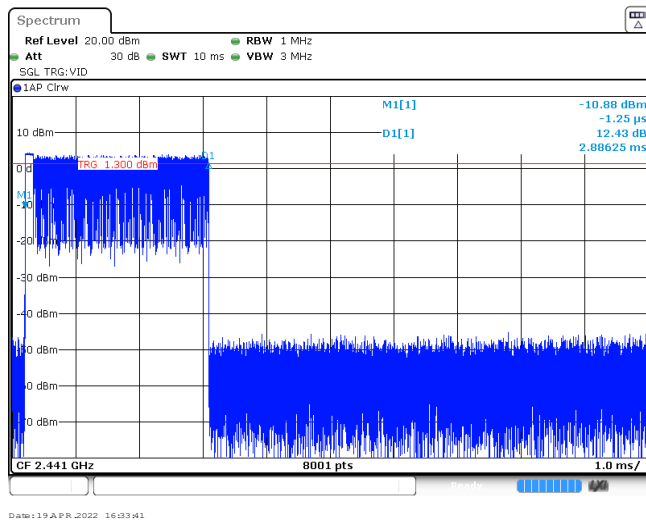
3DH3
Burst width



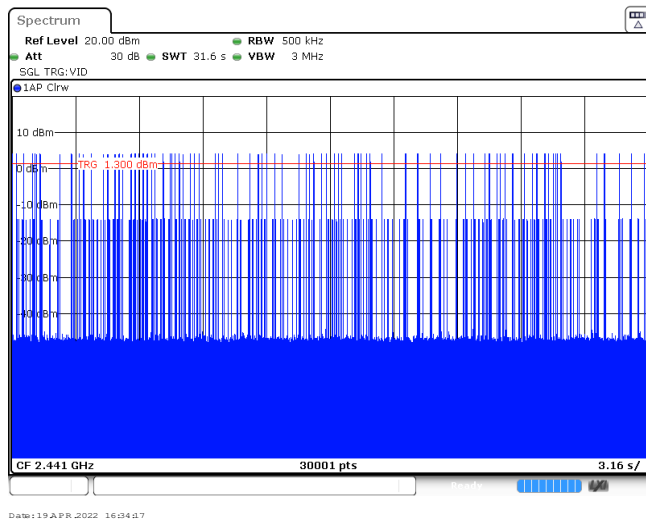
3DH3
Burst number



3DH5
Burst width



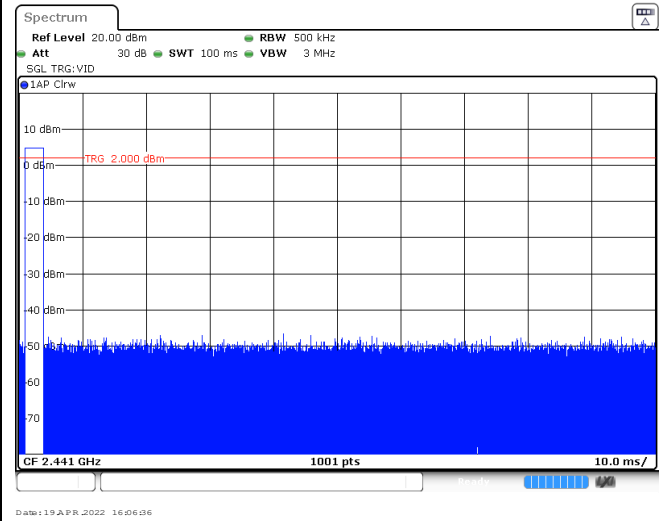
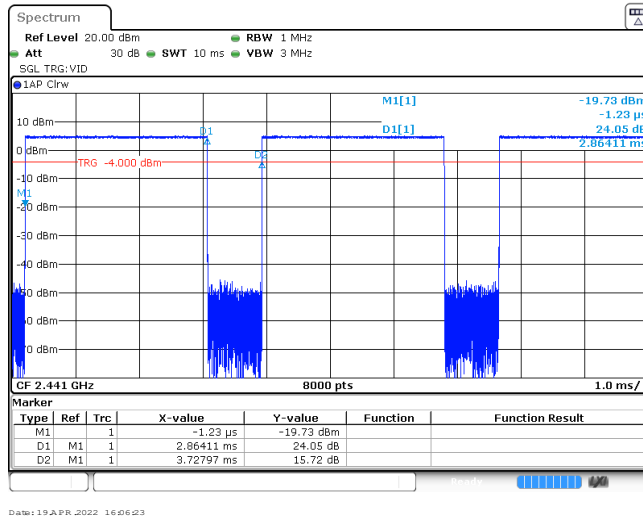
3DH5
Burst number



Appendix G: Duty Cycle Correction Factor (DCCF)

DCCF Calculate Formula					
DCCF=20 * Log(duty cycle) = 20 * Log($T_{on\ time} / T_{period}$)					
Modulation type	Test Frequency (MHz)	$T_{on\ time}$ for single burst [ms]	T_{period} [ms]	Burst Quantity	DCCF [dB]
GFSK	2441	2.86	100	1	-30.87
$\pi/4$ DQPSK	2441	2.87	100	2	-24.82
8DPSK	2441	2.87	100	2	-24.82

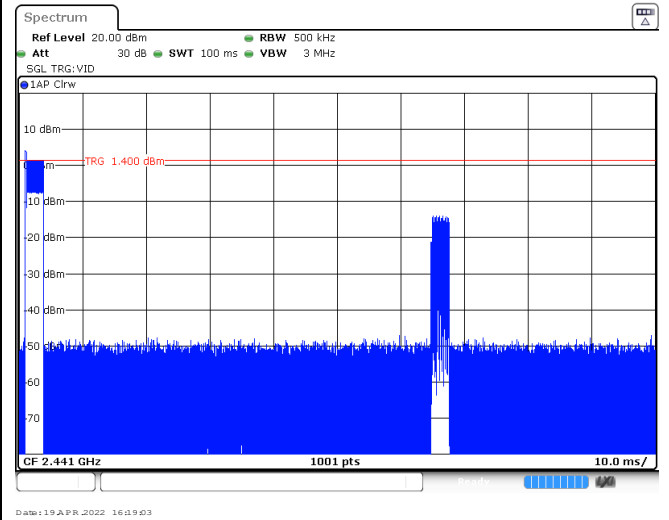
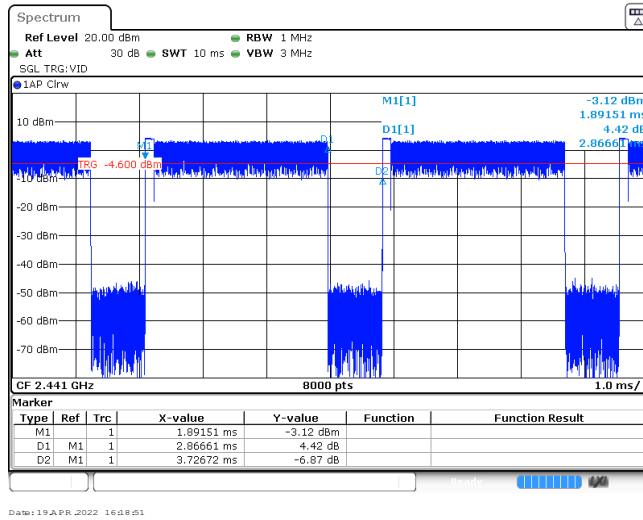
GFSK



T_{on} time for single burst

Burst Quantity

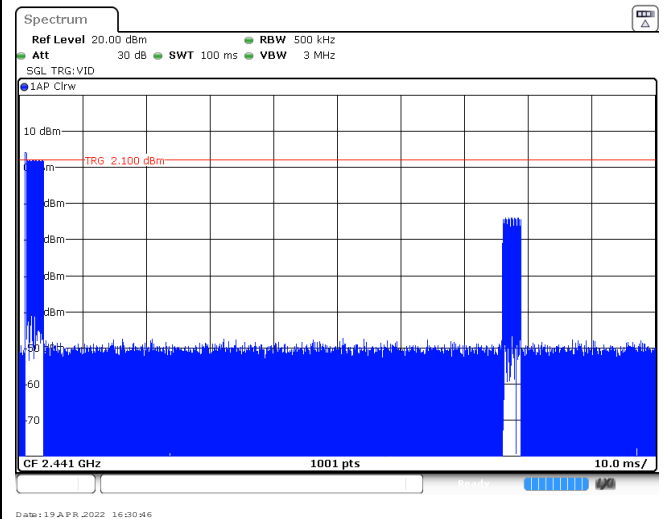
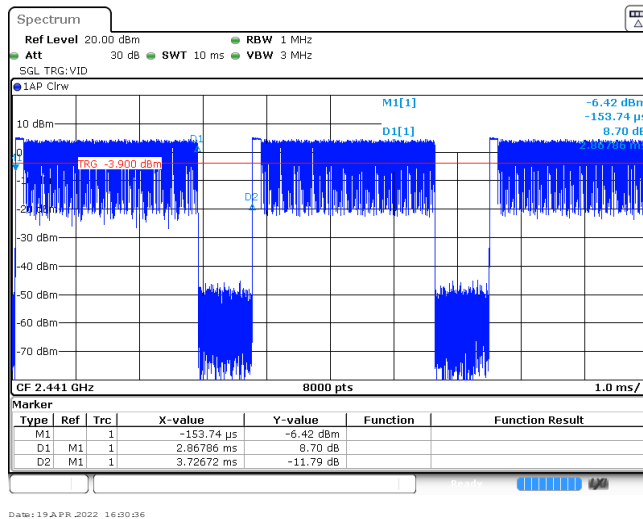
$\pi/4$ DQPSK



T_{on} time for single burst

Burst Quantity

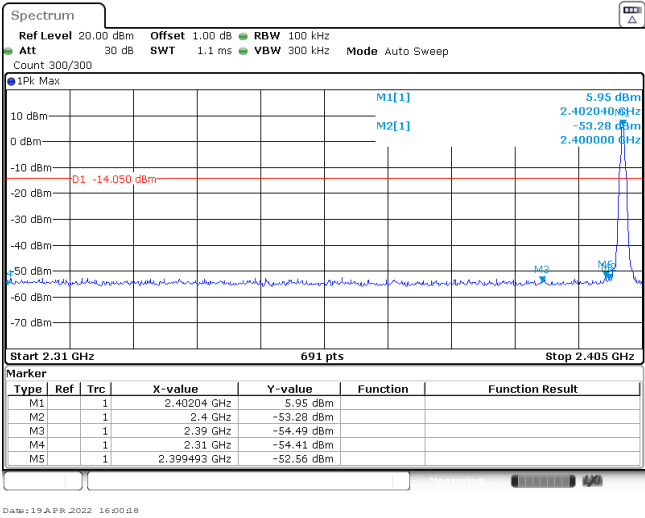
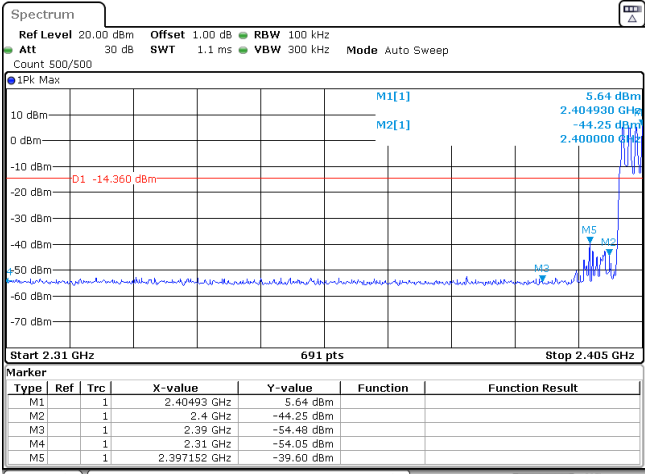
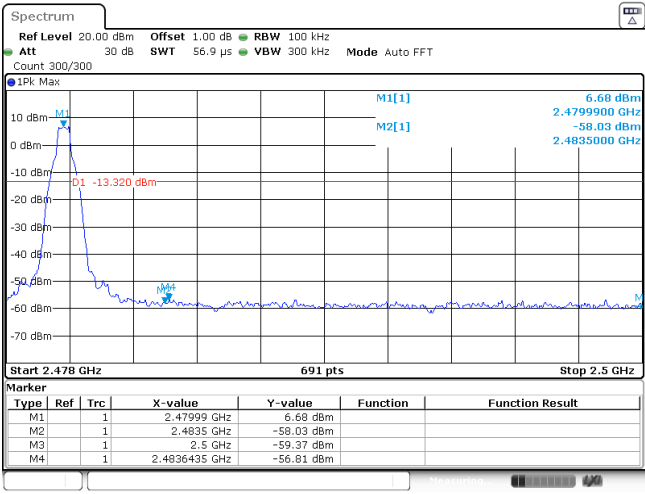
8DPSK



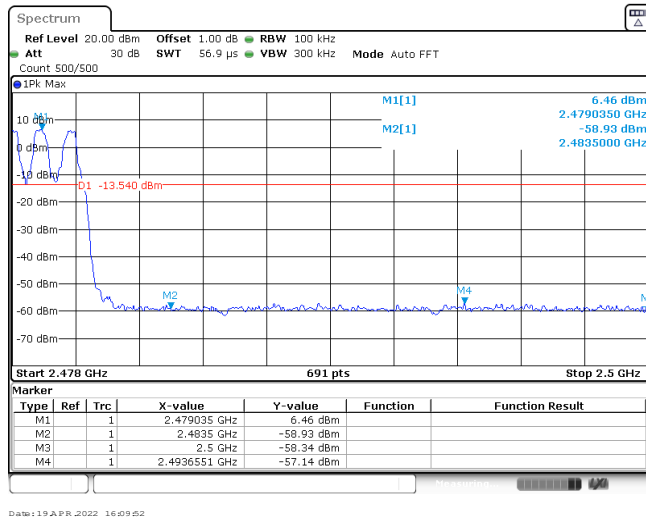
T_{on} time for single burst

Burst Quantity

Appendix H: Band edge and Spurious Emissions (conducted)

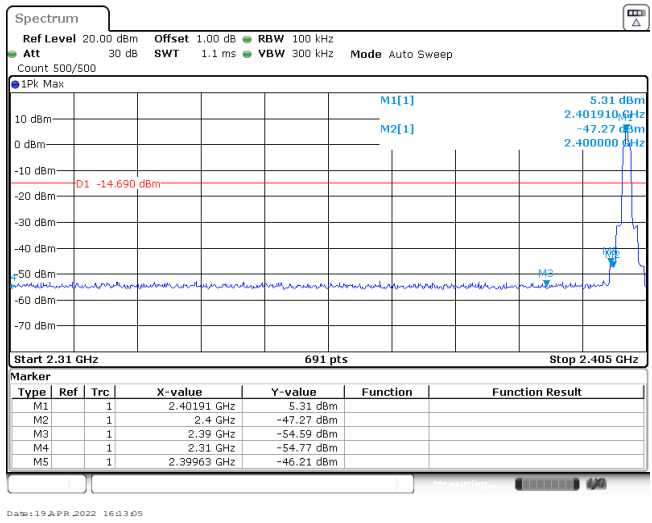
Test Item:	Band edge	Modulation type:	GFSK																																																
<p>CH00 No hopping mode</p>	 <table border="1" data-bbox="687 719 1334 824"> <thead> <tr> <th>Marker</th> <th>Type</th> <th>Ref</th> <th>Trc</th> <th>X-value</th> <th>Y-value</th> <th>Function</th> <th>Function Result</th> </tr> </thead> <tbody> <tr> <td>M1</td> <td>1</td> <td></td> <td></td> <td>2.40204 GHz</td> <td>5.95 dBm</td> <td></td> <td></td> </tr> <tr> <td>M2</td> <td>1</td> <td></td> <td></td> <td>2.4 GHz</td> <td>-53.28 dBm</td> <td></td> <td></td> </tr> <tr> <td>M3</td> <td>1</td> <td></td> <td></td> <td>2.39 GHz</td> <td>-54.49 dBm</td> <td></td> <td></td> </tr> <tr> <td>M4</td> <td>1</td> <td></td> <td></td> <td>2.31 GHz</td> <td>-54.41 dBm</td> <td></td> <td></td> </tr> <tr> <td>M5</td> <td>1</td> <td></td> <td></td> <td>2.399493 GHz</td> <td>-52.56 dBm</td> <td></td> <td></td> </tr> </tbody> </table> <p>Date: 19 APR 2022 16:00:08</p>			Marker	Type	Ref	Trc	X-value	Y-value	Function	Function Result	M1	1			2.40204 GHz	5.95 dBm			M2	1			2.4 GHz	-53.28 dBm			M3	1			2.39 GHz	-54.49 dBm			M4	1			2.31 GHz	-54.41 dBm			M5	1			2.399493 GHz	-52.56 dBm		
Marker	Type	Ref	Trc	X-value	Y-value	Function	Function Result																																												
M1	1			2.40204 GHz	5.95 dBm																																														
M2	1			2.4 GHz	-53.28 dBm																																														
M3	1			2.39 GHz	-54.49 dBm																																														
M4	1			2.31 GHz	-54.41 dBm																																														
M5	1			2.399493 GHz	-52.56 dBm																																														
<p>CH00 Hopping mode</p>	 <table border="1" data-bbox="687 1267 1334 1373"> <thead> <tr> <th>Marker</th> <th>Type</th> <th>Ref</th> <th>Trc</th> <th>X-value</th> <th>Y-value</th> <th>Function</th> <th>Function Result</th> </tr> </thead> <tbody> <tr> <td>M1</td> <td>1</td> <td></td> <td></td> <td>2.40493 GHz</td> <td>5.64 dBm</td> <td></td> <td></td> </tr> <tr> <td>M2</td> <td>1</td> <td></td> <td></td> <td>2.4 GHz</td> <td>-44.25 dBm</td> <td></td> <td></td> </tr> <tr> <td>M3</td> <td>1</td> <td></td> <td></td> <td>2.39 GHz</td> <td>-54.48 dBm</td> <td></td> <td></td> </tr> <tr> <td>M4</td> <td>1</td> <td></td> <td></td> <td>2.31 GHz</td> <td>-54.05 dBm</td> <td></td> <td></td> </tr> <tr> <td>M5</td> <td>1</td> <td></td> <td></td> <td>2.397152 GHz</td> <td>-39.60 dBm</td> <td></td> <td></td> </tr> </tbody> </table> <p>Date: 19 APR 2022 16:09:36</p>			Marker	Type	Ref	Trc	X-value	Y-value	Function	Function Result	M1	1			2.40493 GHz	5.64 dBm			M2	1			2.4 GHz	-44.25 dBm			M3	1			2.39 GHz	-54.48 dBm			M4	1			2.31 GHz	-54.05 dBm			M5	1			2.397152 GHz	-39.60 dBm		
Marker	Type	Ref	Trc	X-value	Y-value	Function	Function Result																																												
M1	1			2.40493 GHz	5.64 dBm																																														
M2	1			2.4 GHz	-44.25 dBm																																														
M3	1			2.39 GHz	-54.48 dBm																																														
M4	1			2.31 GHz	-54.05 dBm																																														
M5	1			2.397152 GHz	-39.60 dBm																																														
<p>CH78 No hopping mode</p>	 <table border="1" data-bbox="687 1834 1334 1939"> <thead> <tr> <th>Marker</th> <th>Type</th> <th>Ref</th> <th>Trc</th> <th>X-value</th> <th>Y-value</th> <th>Function</th> <th>Function Result</th> </tr> </thead> <tbody> <tr> <td>M1</td> <td>1</td> <td></td> <td></td> <td>2.47999 GHz</td> <td>6.68 dBm</td> <td></td> <td></td> </tr> <tr> <td>M2</td> <td>1</td> <td></td> <td></td> <td>2.4835 GHz</td> <td>-58.03 dBm</td> <td></td> <td></td> </tr> <tr> <td>M3</td> <td>1</td> <td></td> <td></td> <td>2.5 GHz</td> <td>-59.37 dBm</td> <td></td> <td></td> </tr> <tr> <td>M4</td> <td>1</td> <td></td> <td></td> <td>2.4836435 GHz</td> <td>-56.81 dBm</td> <td></td> <td></td> </tr> </tbody> </table> <p>Date: 19 APR 2022 16:02:55</p>			Marker	Type	Ref	Trc	X-value	Y-value	Function	Function Result	M1	1			2.47999 GHz	6.68 dBm			M2	1			2.4835 GHz	-58.03 dBm			M3	1			2.5 GHz	-59.37 dBm			M4	1			2.4836435 GHz	-56.81 dBm										
Marker	Type	Ref	Trc	X-value	Y-value	Function	Function Result																																												
M1	1			2.47999 GHz	6.68 dBm																																														
M2	1			2.4835 GHz	-58.03 dBm																																														
M3	1			2.5 GHz	-59.37 dBm																																														
M4	1			2.4836435 GHz	-56.81 dBm																																														

CH78
Hopping mode

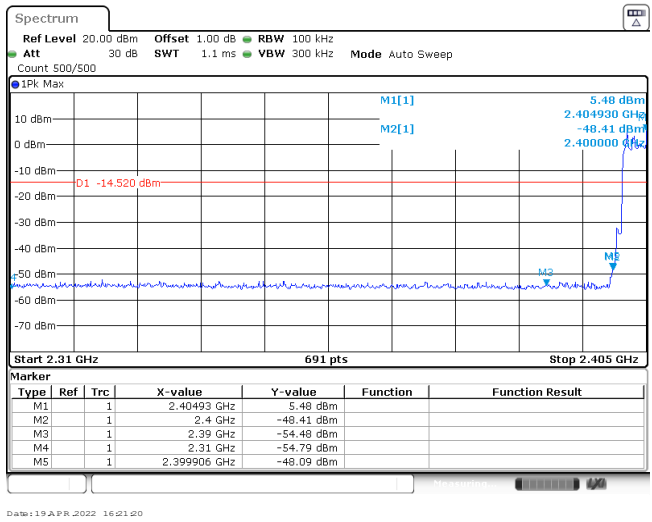


Test Item:	Band edge	Modulation type:	π/4DQPSK
------------	-----------	------------------	----------

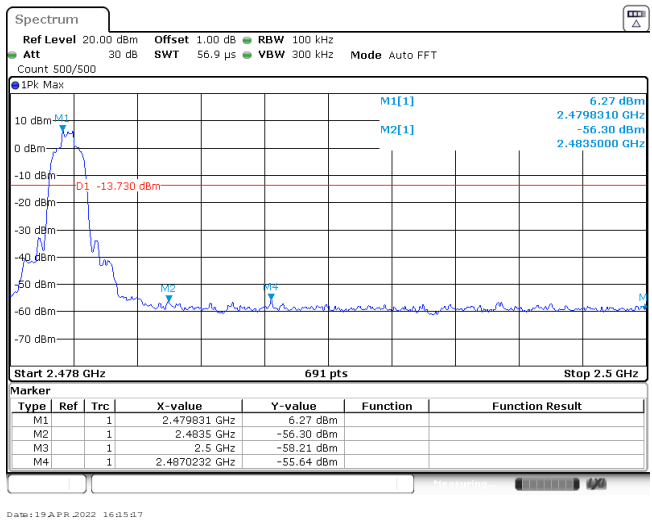
CH00
No hopping mode



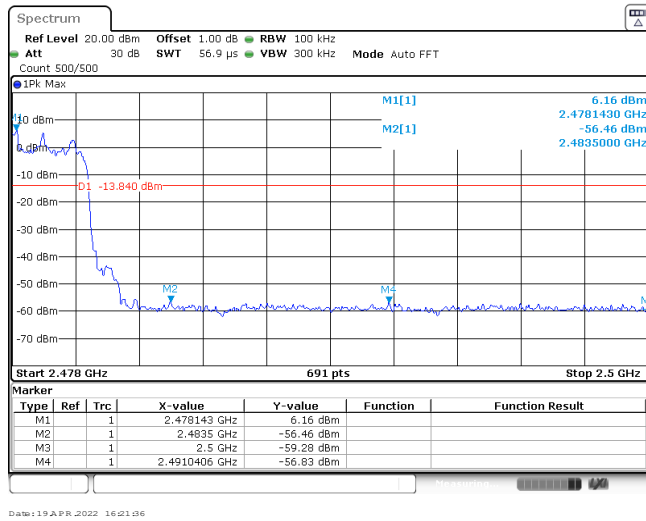
CH00
Hopping mode

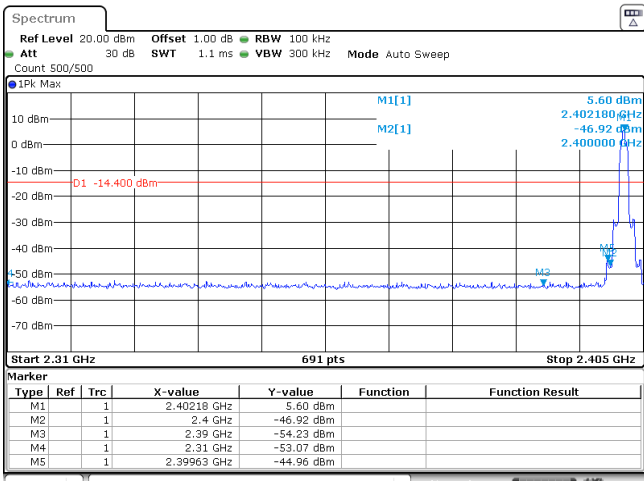
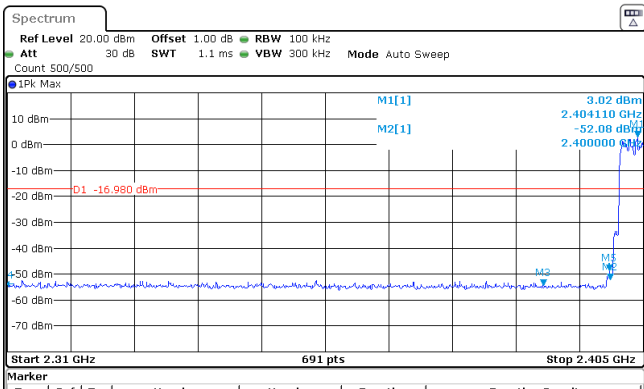
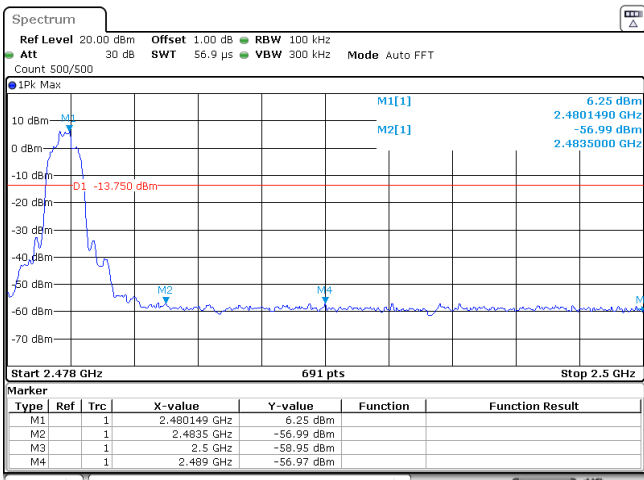


CH78
No hopping mode

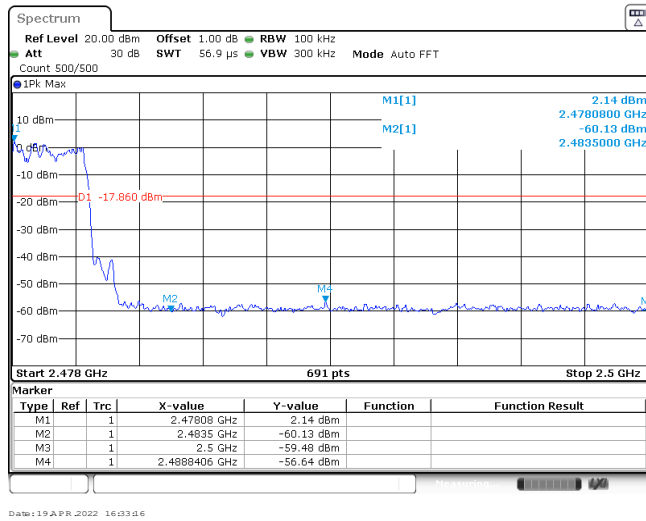


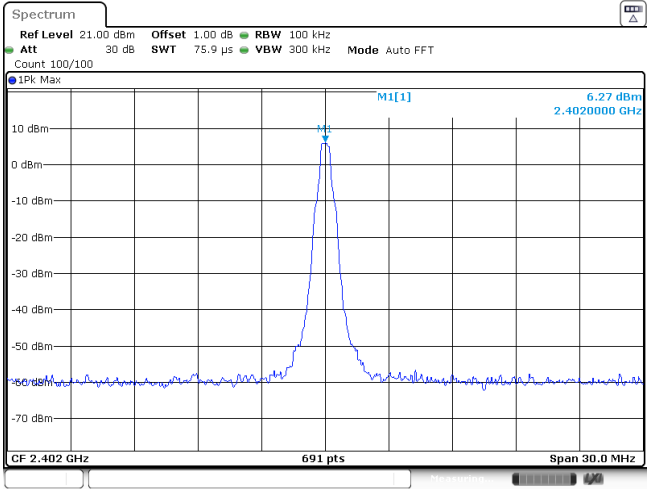
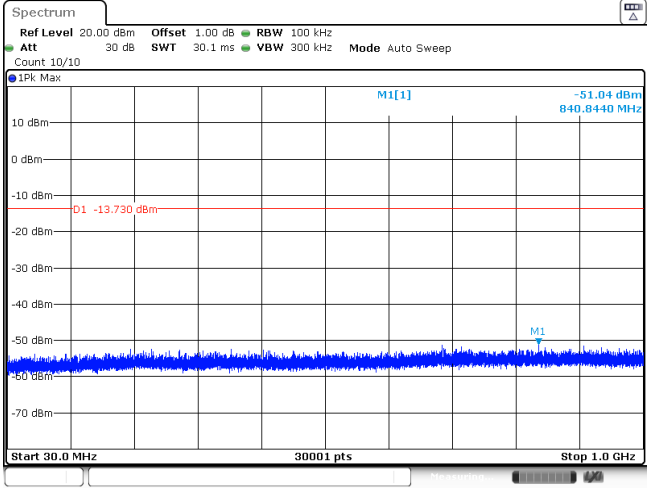
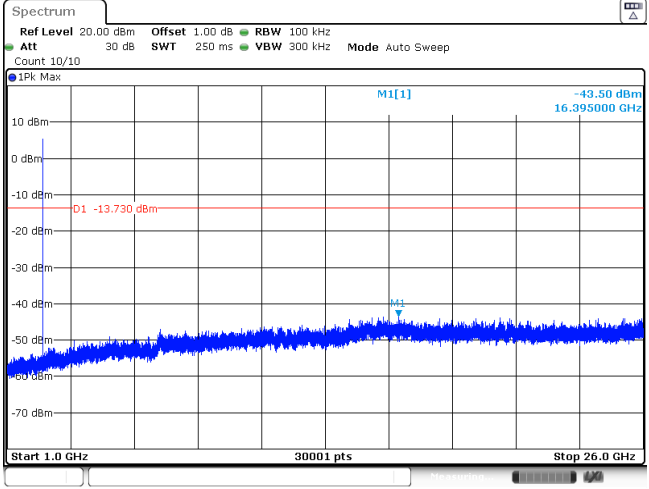
CH78
Hopping mode



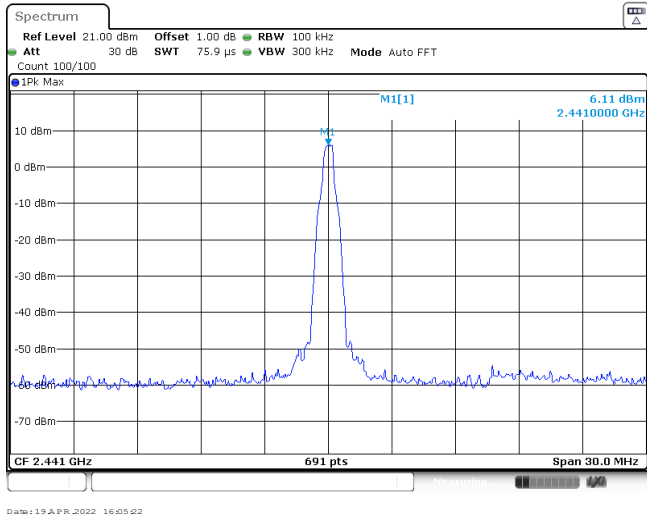
Test Item:	Band edge	Modulation type:	8DPSK																																																
<p>CH00 No hopping mode</p>	 <table border="1" data-bbox="686 616 1332 728"> <thead> <tr> <th>Marker</th> <th>Type</th> <th>Ref</th> <th>Trc</th> <th>X-value</th> <th>Y-value</th> <th>Function</th> <th>Function Result</th> </tr> </thead> <tbody> <tr> <td>M1</td> <td>1</td> <td></td> <td>1</td> <td>2.40218 GHz</td> <td>5.60 dBm</td> <td></td> <td></td> </tr> <tr> <td>M2</td> <td>1</td> <td></td> <td>1</td> <td>2.4 GHz</td> <td>-46.92 dBm</td> <td></td> <td></td> </tr> <tr> <td>M3</td> <td>1</td> <td></td> <td>1</td> <td>2.39 GHz</td> <td>-54.23 dBm</td> <td></td> <td></td> </tr> <tr> <td>M4</td> <td>1</td> <td></td> <td>1</td> <td>2.31 GHz</td> <td>-53.07 dBm</td> <td></td> <td></td> </tr> <tr> <td>M5</td> <td>1</td> <td></td> <td>1</td> <td>2.39963 GHz</td> <td>-44.96 dBm</td> <td></td> <td></td> </tr> </tbody> </table> <p>Date: 19 APR 2022 16:24:16</p>			Marker	Type	Ref	Trc	X-value	Y-value	Function	Function Result	M1	1		1	2.40218 GHz	5.60 dBm			M2	1		1	2.4 GHz	-46.92 dBm			M3	1		1	2.39 GHz	-54.23 dBm			M4	1		1	2.31 GHz	-53.07 dBm			M5	1		1	2.39963 GHz	-44.96 dBm		
Marker	Type	Ref	Trc	X-value	Y-value	Function	Function Result																																												
M1	1		1	2.40218 GHz	5.60 dBm																																														
M2	1		1	2.4 GHz	-46.92 dBm																																														
M3	1		1	2.39 GHz	-54.23 dBm																																														
M4	1		1	2.31 GHz	-53.07 dBm																																														
M5	1		1	2.39963 GHz	-44.96 dBm																																														
<p>CH00 Hopping mode</p>	 <table border="1" data-bbox="686 1162 1332 1184"> <thead> <tr> <th>Marker</th> <th>Type</th> <th>Ref</th> <th>Trc</th> <th>X-value</th> <th>Y-value</th> <th>Function</th> <th>Function Result</th> </tr> </thead> <tbody> <tr> <td>M1</td> <td>1</td> <td></td> <td>1</td> <td>2.40411 GHz</td> <td>3.02 dBm</td> <td></td> <td></td> </tr> <tr> <td>M2</td> <td>1</td> <td></td> <td>1</td> <td>2.4 GHz</td> <td>-52.08 dBm</td> <td></td> <td></td> </tr> <tr> <td>M3</td> <td>1</td> <td></td> <td>1</td> <td>2.39 GHz</td> <td>-54.51 dBm</td> <td></td> <td></td> </tr> <tr> <td>M4</td> <td>1</td> <td></td> <td>1</td> <td>2.31 GHz</td> <td>-53.85 dBm</td> <td></td> <td></td> </tr> <tr> <td>M5</td> <td>1</td> <td></td> <td>1</td> <td>2.399906 GHz</td> <td>-48.73 dBm</td> <td></td> <td></td> </tr> </tbody> </table> <p>Date: 19 APR 2022 16:23:00</p>			Marker	Type	Ref	Trc	X-value	Y-value	Function	Function Result	M1	1		1	2.40411 GHz	3.02 dBm			M2	1		1	2.4 GHz	-52.08 dBm			M3	1		1	2.39 GHz	-54.51 dBm			M4	1		1	2.31 GHz	-53.85 dBm			M5	1		1	2.399906 GHz	-48.73 dBm		
Marker	Type	Ref	Trc	X-value	Y-value	Function	Function Result																																												
M1	1		1	2.40411 GHz	3.02 dBm																																														
M2	1		1	2.4 GHz	-52.08 dBm																																														
M3	1		1	2.39 GHz	-54.51 dBm																																														
M4	1		1	2.31 GHz	-53.85 dBm																																														
M5	1		1	2.399906 GHz	-48.73 dBm																																														
<p>CH78 No hopping mode</p>	 <table border="1" data-bbox="686 1709 1332 1821"> <thead> <tr> <th>Marker</th> <th>Type</th> <th>Ref</th> <th>Trc</th> <th>X-value</th> <th>Y-value</th> <th>Function</th> <th>Function Result</th> </tr> </thead> <tbody> <tr> <td>M1</td> <td>1</td> <td></td> <td>1</td> <td>2.480149 GHz</td> <td>6.25 dBm</td> <td></td> <td></td> </tr> <tr> <td>M2</td> <td>1</td> <td></td> <td>1</td> <td>2.4835 GHz</td> <td>-56.99 dBm</td> <td></td> <td></td> </tr> <tr> <td>M3</td> <td>1</td> <td></td> <td>1</td> <td>2.5 GHz</td> <td>-58.95 dBm</td> <td></td> <td></td> </tr> <tr> <td>M4</td> <td>1</td> <td></td> <td>1</td> <td>2.489 GHz</td> <td>-56.97 dBm</td> <td></td> <td></td> </tr> </tbody> </table> <p>Date: 19 APR 2022 16:26:52</p>			Marker	Type	Ref	Trc	X-value	Y-value	Function	Function Result	M1	1		1	2.480149 GHz	6.25 dBm			M2	1		1	2.4835 GHz	-56.99 dBm			M3	1		1	2.5 GHz	-58.95 dBm			M4	1		1	2.489 GHz	-56.97 dBm										
Marker	Type	Ref	Trc	X-value	Y-value	Function	Function Result																																												
M1	1		1	2.480149 GHz	6.25 dBm																																														
M2	1		1	2.4835 GHz	-56.99 dBm																																														
M3	1		1	2.5 GHz	-58.95 dBm																																														
M4	1		1	2.489 GHz	-56.97 dBm																																														

CH78
Hoppig mode

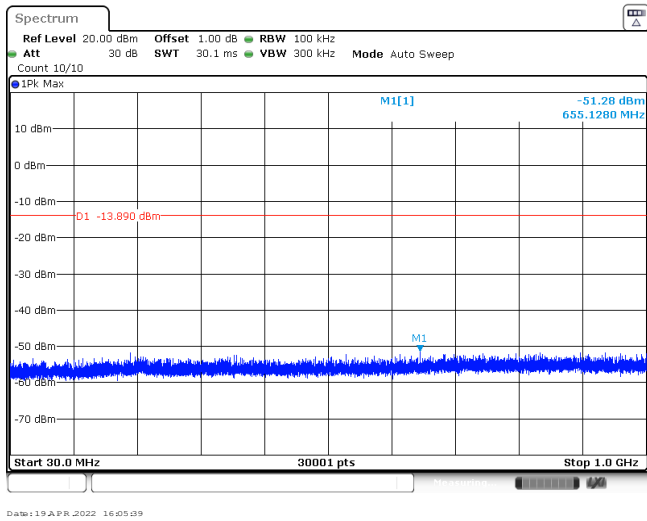


Test Item:	Spurious Emission	Modulation type:	GFSK
<p>CH00 Reference level</p>			
<p>CH00 30MHz~1000MHz</p>			
<p>CH00 1GHz~26GHz</p>			

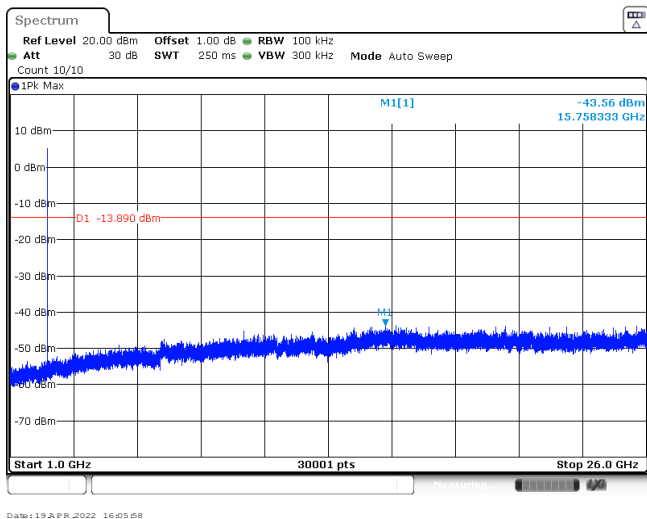
CH39
Reference level



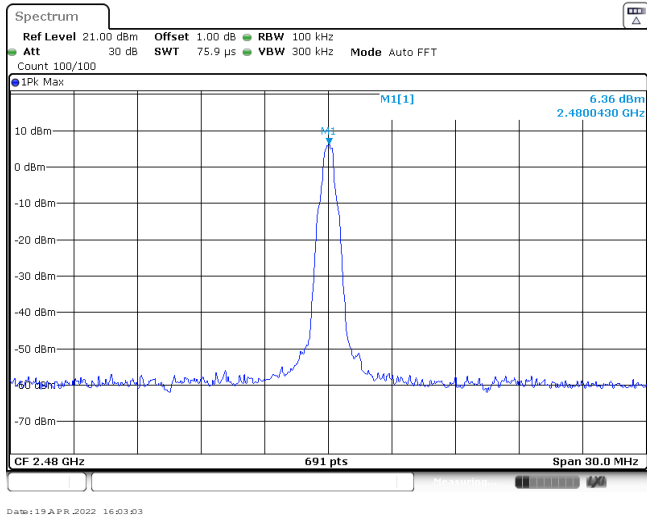
CH39
30MHz~1000MHz



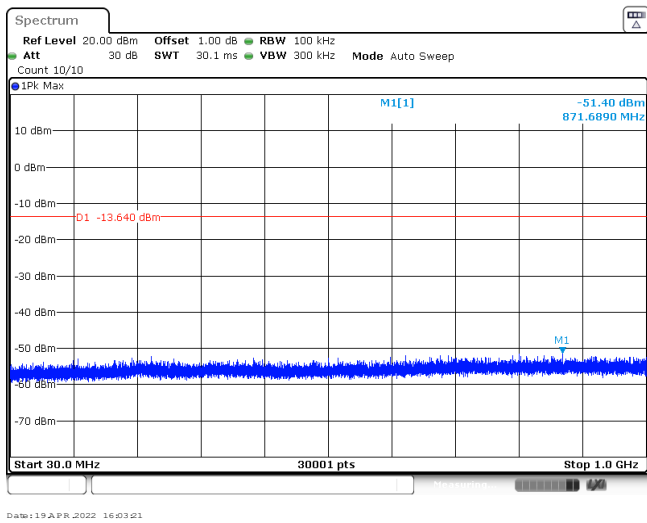
CH39
1GHz~26GHz



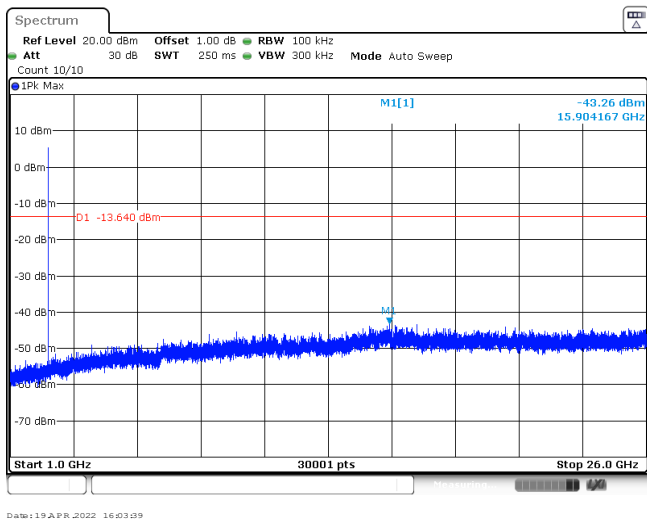
CH78
Reference level

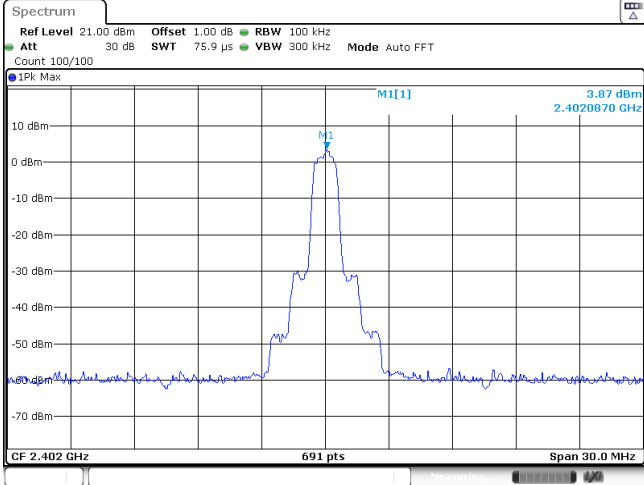
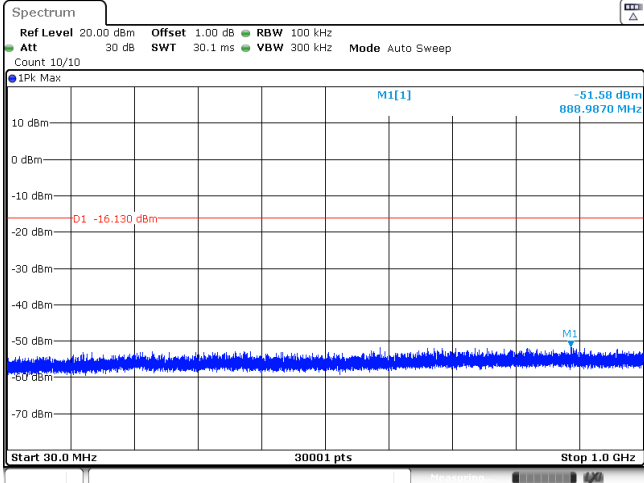
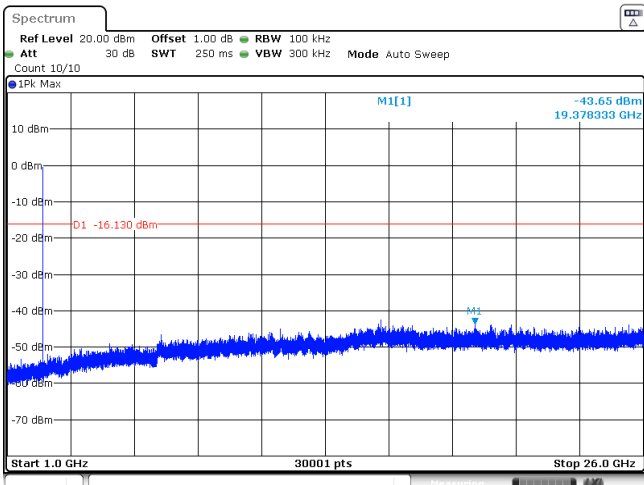


CH78
30MHz~1000MHz

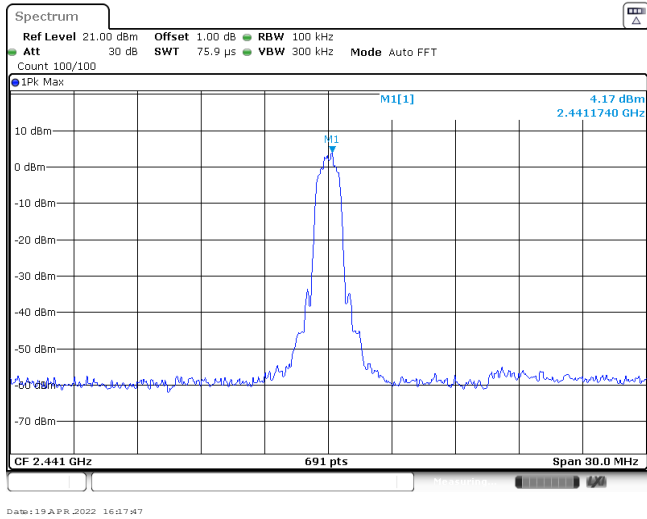


CH78
1GHz~26GHz

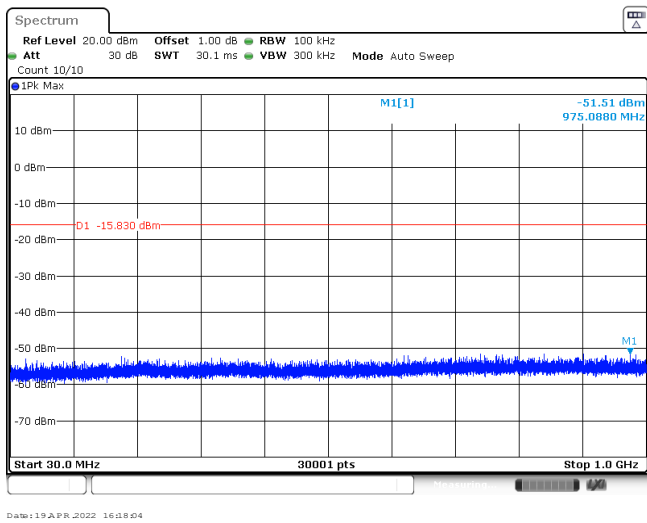


Test Item:	Spurious Emission	Modulation type:	$\pi/4$ DQPSK
<p>CH00 Reference level</p>	 <p>CF 2.402 GHz 691 pts Span 30.0 MHz</p> <p>Date: 19 APR 2022 16:13:13</p>		
<p>CH00 30MHz~1000MHz</p>	 <p>Start 30.0 MHz 30001 pts Stop 1.0 GHz</p> <p>Date: 19 APR 2022 16:13:20</p>		
<p>CH00 1GHz~26GHz</p>	 <p>Start 1.0 GHz 30001 pts Stop 26.0 GHz</p> <p>Date: 19 APR 2022 16:13:49</p>		

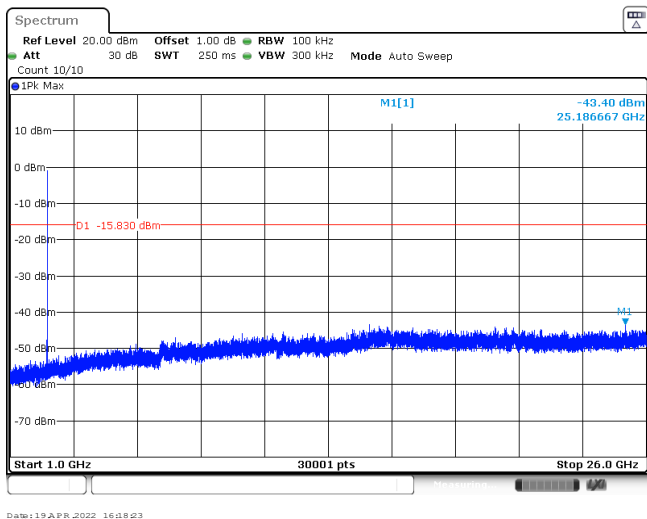
CH39
Reference level



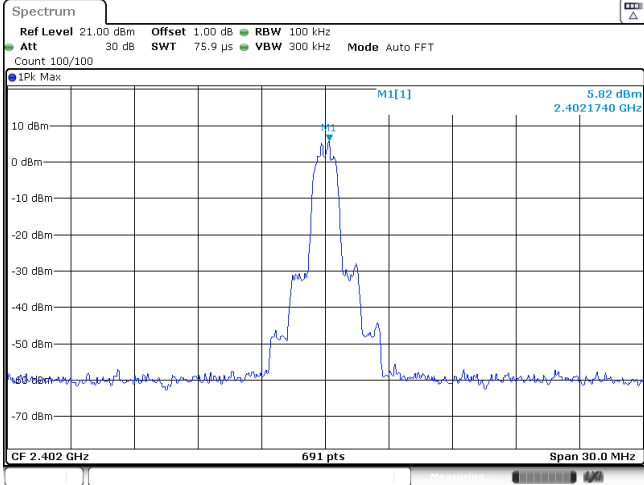
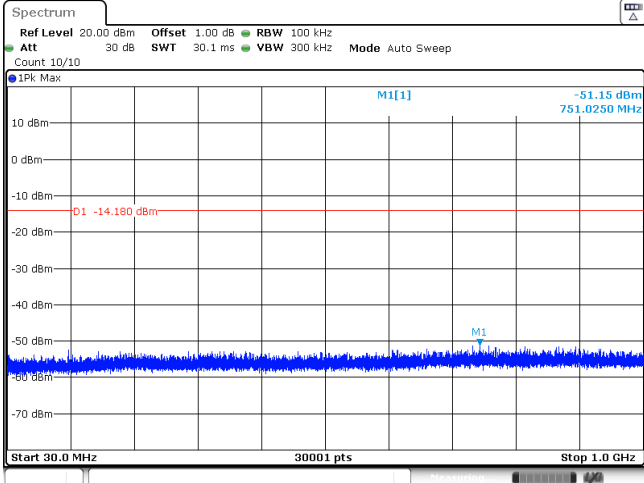
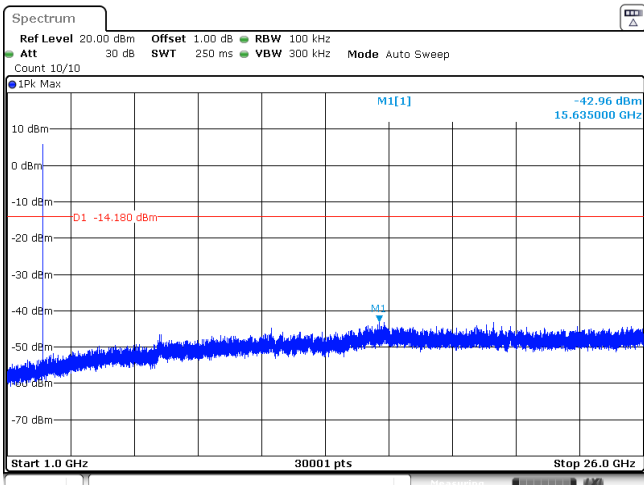
CH39
30MHz~1000MHz



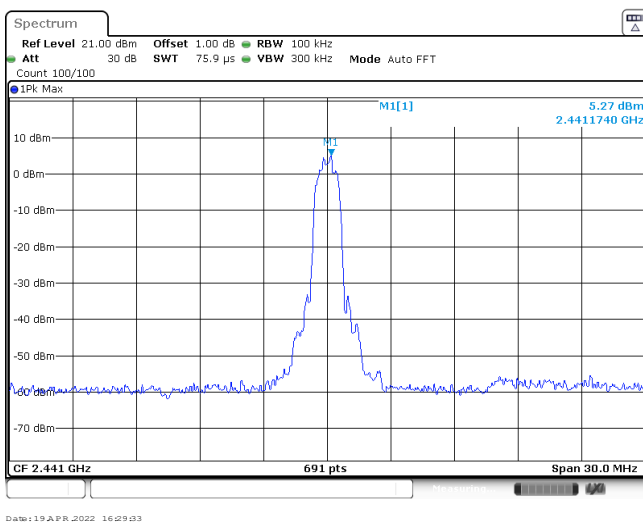
CH39
1GHz~26GHz



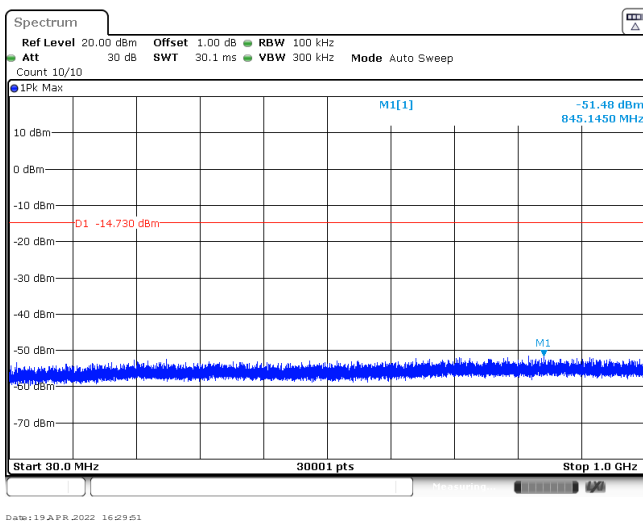
<p>CH78 Reference level</p>	
<p>CH78 30MHz~1000MHz</p>	
<p>CH78 1GHz~26GHz</p>	

Test Item:	Spurious Emission	Modulation type:	8DPSK
<p>CH00 Reference level</p>	 <p>CF 2.402 GHz 691 pts Span 30.0 MHz</p> <p>Date: 19 APR 2022 16:24:48</p>		
<p>CH00 30MHz~1000MHz</p>	 <p>Start 30.0 MHz 30001 pts Stop 1.0 GHz</p> <p>Date: 19 APR 2022 16:25:06</p>		
<p>CH00 1GHz~26GHz</p>	 <p>Start 1.0 GHz 30001 pts Stop 26.0 GHz</p> <p>Date: 19 APR 2022 16:25:24</p>		

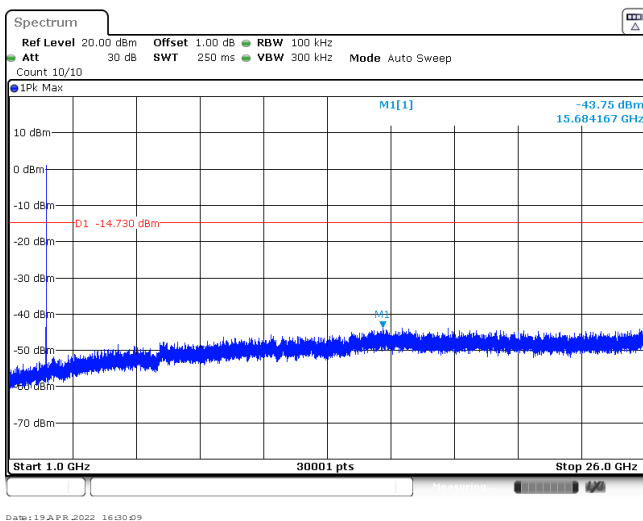
CH39
Reference level



CH39
30MHz~1000MHz



CH39
1GHz~26GHz



<p>CH78 Reference level</p>	
<p>CH78 30MHz~1000MHz</p>	
<p>CH78 1GHz~26GHz</p>	

-----End of Report-----