
MPE REPORT

Report No.: SRTC2020-9004(F)-20052105(I)

Product Name: SMB Gateway

Product Model: GW-1000-NWE

Applicant: Honeywell (Beijing) Technology Solutions Lab Co., Ltd.

Manufacturer: Honeywell (Beijing) Technology Solutions Lab Co., Ltd.

Specification: FCC Part §2.1091, §2.1093, §1.1307(b), §1.1310 (2019)

FCC ID: 2ARTN-00001

The State Radio_monitoring_center Testing Center (SRTC)

15th Building, No.30 Shixing Street, Shijingshan District,

Beijing, P.R.China

Tel: 86-10-57996183 Fax: 86-10-57996388

CONTENTS

| | |
|---|----------|
| 1 GENERAL INFORMATION | 2 |
| 1.1 NOTES OF THE TEST REPORT | 2 |
| 1.2 INFORMATION ABOUT THE TESTING LABORATORY | 2 |
| 1.3 APPLICANT’S DETAILS | 2 |
| 1.4 MANUFACTURER’S DETAILS | 2 |
| 2 DESCRIPTION OF THE DEVICE UNDER TEST | 3 |
| 2.1 FINAL EQUIPMENT BUILD STATUS | 3 |
| 3 REFERENCE SPECIFICATION | 6 |
| 4 RESULT SUMMARY | 7 |
| 5 TEST RESULTS | 8 |
| 5.1 AVERAGE POWER OUTPUT TEST RESULT | 8 |
| 5.2 CALCULATION RESULT | 9 |

1 GENERAL INFORMATION

1.1 Notes of the test report

The test report may only be reproduced or published in full. Reproduction or publication of extracts from the report requires the prior written permission of The State Radio_monitoring_center Testing Center (SRTC). The test results relate only to individual items of the samples which have been tested. The certification and accreditation identifiers used in this report shall not be applicable to the tested or calibrated samples thereof. The manufacturer shall not mark the tested samples or items (or a separate part of the item) with the identifiers of certification and accreditation to mislead relevant parties about the tested samples or items.

1.2 Information about the testing laboratory

| | |
|--------------------|--|
| Company: | The State Radio_monitoring_center Testing Center (SRTC) |
| Address: | 15th Building, No.30 Shixing Street, Shijingshan District, P.R.China |
| City: | Beijing |
| Country or Region: | P.R.China |
| Contacted person: | Liu Jia |
| Tel: | +86 10 57996183 |
| Fax: | +86 10 57996388 |
| Email: | liujiaf@srtc.org.cn |

1.3 Applicant's details

| | |
|--------------------|--|
| Company: | Honeywell (Beijing) Technology Solutions Lab Co., Ltd. |
| Address: | A1 Building, C&W Industry Zone, No.14 Jiuxianqiao Road, Chaoyang District, Beijing, 100015, P.R. China |
| City: | Beijing |
| Country or Region: | China |
| Contacted person: | Zhang John |
| Tel: | 010 56696736 |
| Fax: | --- |
| Email: | John.Zhang@Honeywell.com |

1.4 Manufacturer's details

| | |
|--------------------|--|
| Company: | Honeywell (Beijing) Technology Solutions Lab Co., Ltd. |
| Address: | A1 Building, C&W Industry Zone, No.14 Jiuxianqiao Road, Chaoyang District, Beijing, 100015, P.R. China |
| City: | Beijing |
| Country or Region: | China |
| Contacted person: | Zhang John |
| Tel: | 010 56696736 |
| Fax: | --- |
| Email: | John.Zhang@Honeywell.com |

2 DESCRIPTION OF THE DEVICE UNDER TEST

2.1 Final Equipment Build Status

Bluetooth

| | |
|-------------------|----------------------------|
| Frequency Range | 2.402GHz~2.480GHz |
| Number of Channel | 79 |
| Modulation Type | GFSK, $\pi/4$ DQPSK, 8DPSK |
| Duplex Mode | TDD |
| Channel Spacing | 1MHz |
| Data Rate | 1Mbps, 2 Mbps, 3 Mbps |
| Power Supply | Charger or DC Power Supply |
| Hardware Version | 201001 |
| Software Version | 1.1.2.0 |
| Original Sample | Sample 8# |
| Variant Sample | GATEWAY-DV2EE-02 |
| Antenna type | Refer to Note1 |
| Antenna connector | Refer to Note1 |

Note1: The antenna provide to the EUT, please refer to the following table:

| SN | Model | Antenna gain(dBi) | Frequency band (GHz) | Antenna type | Connecter Type |
|------|-------|-------------------|----------------------|------------------------|----------------|
| Ant1 | N/A | 2.90 | 2.4GHz~2.4835GHz | Fixed External Antenna | N/A |
| Ant2 | N/A | 2.57 | 2.4GHz~2.4835GHz | Fixed External Antenna | N/A |
| Ant3 | N/A | -0.31 | 2.4GHz~2.4835GHz | Fixed External Antenna | N/A |

Bluetooth BLE

| | |
|-------------------|----------------------------|
| Frequency Range | 2.402GHz~2.480GHz |
| Number of Channel | 40 |
| Modulation Type | GFSK |
| Equipment Class | DTS |
| Channel Spacing | 2MHz |
| Data Rate | 1Mbps |
| Power Supply | Charger or DC Power Supply |
| Hardware Version | 201001 |
| Software Version | 1.1.2.0 |
| Original Sample | Sample 8# |
| Variant Sample | GATEWAY-DV2EE-02 |
| Antenna type | Refer to Note2 |
| Antenna connector | Refer to Note2 |

Note2: The antenna provide to the EUT, please refer to the following table:

| SN | Model | Antenna gain(dBi) | Frequency band (GHz) | Antenna type | Connecter Type |
|------|-------|-------------------|----------------------|------------------------|----------------|
| Ant1 | N/A | 2.90 | 2.4GHz~2.4835GHz | Fixed External Antenna | N/A |
| Ant2 | N/A | 2.57 | 2.4GHz~2.4835GHz | Fixed External Antenna | N/A |
| Ant3 | N/A | -0.31 | 2.4GHz~2.4835GHz | Fixed External Antenna | N/A |

WLAN 2.4GHz

| | |
|-----------------------------|--|
| Frequency Range | 2.412GHz~2.462GHz |
| Number of Channel For 20MHz | 11 |
| Number of Channel For 40MHz | 7 |
| Modulation Type | DBPSK/DQPSK/CCK/BPSK/QPSK/16QAM/64QAM |
| Duplex Mode | TDD |
| Channel Spacing | 5MHz |
| Data Rate | 802.11b:1Mbps-11Mbps 802.11g:6Mbps-54Mbps 802.11n HT20:MCS0-MCS7 802.11n HT40:MCS0-MCS7 |
| Power Supply | Charger or DC Power Supply |
| Hardware Version | 201001 |
| Software Version | 1.1.2.0 |
| Original Sample | Sample 8# |
| Variant Sample | GATEWAY-DV2EE-02 |
| Antenna type | Refer to Note3 |
| Antenna connector | Refer to Note3 |

Note: The antenna provide to the EUT, please refer to the following table:



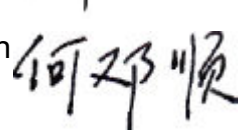
| SN | Model | Antenna gain(dBi) | Frequency band (GHz) | Antenna type | Connecter Type |
|------|-------|-------------------|----------------------|------------------------|----------------|
| Ant1 | N/A | 2.90 | 2.4GHz~2.4835GHz | Fixed External Antenna | N/A |
| Ant2 | N/A | 2.57 | 2.4GHz~2.4835GHz | Fixed External Antenna | N/A |
| Ant3 | N/A | -0.31 | 2.4GHz~2.4835GHz | Fixed External Antenna | N/A |

3 REFERENCE SPECIFICATION

| Specification | Version | Title |
|---------------|------------------|---|
| 2.1091 | 2019 | Radio frequency radiation exposure evaluation: mobile devices. |
| 2.1093 | 2019 | Radio frequency radiation exposure evaluation: portable devices. |
| 1.1307(b) | 2019 | Actions that may have a significant environmental effect, for which Environmental Assessments (EAs) must be prepared. |
| 1.1310 | 2019 | Radio frequency radiation exposure limits. |
| KDB447498 | October 23, 2015 | RF exposure procedures and equipment authorization policies for mobile and portable devices |

4 RESULT SUMMARY

| No. | Test case | FCC reference |
|-----|-----------------|---|
| 1 | MPE Calculation | FCC Part §2.1091, FCC Part §2.1093, FCC Part §1.1307(b) FCC Part §1.1310 KDB 447498 |

| | |
|--|--|
| This Test Report Is Issued by: Mr. Peng Zhen  | Checked by: Mr. Li Bin  |
| Tested by: Mr. He Dengshun  | Issued date: 20201201 |

5 TEST RESULTS

5.1 Average Power Output Test Result

BT output power

| Modulation type | Average power output (dBm) | | |
|-----------------|----------------------------|-------------------|-------------------|
| | 2402MHz (Ch0) | 2441MHz (Ch39) | 2480MHz (Ch78) |
| GFSK | 2.38 | 3.17 | 3.20 |
| $\pi/4$ DQPSK | -1.96 | -1.61 | -1.92 |
| 8DPSK | -1.98 | -1.60 | -1.92 |

BT BLE output power

| Modulation type | Average power output (dBm) | | |
|-----------------|----------------------------|-------------------|-------------------|
| | 2402MHz (Ch0) | 2440MHz (Ch19) | 2480MHz (Ch39) |
| GFSK (LE) | -4.28 | -3.89 | -5.20 |

WLAN 2.4GHz

| Modulation type | Average power output (dBm) | | |
|-----------------|----------------------------|---------|---------|
| | 2412MHz | 2437MHz | 2462MHz |
| 11b | 16.41 | 16.37 | 16.38 |
| 11g | 15.02 | 14.98 | 15.24 |
| 11n HT20 | 14.48 | 14.46 | 14.85 |
| Modulation type | Average power output (dBm) | | |
| | 2422MHz | 2437MHz | 2452MHz |
| 11n HT40 | 15.37 | 15.42 | 15.52 |

5.2 Calculation result

FCC LIMITS FOR MAXIMUM PERMISSIBLE EXPOSURE (MPE)

(A) Limits for Occupational/Controlled Exposure

| Frequency Range (MHz) | Electric Field Strength (E) (V/m) | Magnetic Field Strength (H) (A/m) | Power Density (S) (mW/cm ²) | Averaging Time E ² , H ² or S (minutes) |
|-----------------------|-----------------------------------|-----------------------------------|---|---|
| 0.3-3.0 | 614 | 1.63 | *100 | 6 |
| 3.0-30 | 1842/f | 4.89/f | *900/f ² | 6 |
| 30-300 | 61.4 | 0.163 | 1.0 | 6 |
| 300-1500 | -- | -- | f/300 | 6 |
| 1500-100,000 | -- | -- | 5 | 6 |

(B) Limits for General Population/Uncontrolled Exposure

| Frequency Range (MHz) | Electric Field Strength (E) (V/m) | Magnetic Field Strength (H) (A/m) | Power Density (S) (mW/cm ²) | Averaging Time E ² , H ² or S (minutes) |
|-----------------------|-----------------------------------|-----------------------------------|---|---|
| 0.3-1.34 | 614 | 1.63 | *100 | 30 |
| 1.34-30 | 824/f | 2.19/f | *180/f ² | 30 |
| 30-300 | 27.5 | 0.073 | 0.2 | 30 |
| 300-1500 | -- | -- | f/1500 | 30 |
| 1500-100,000 | -- | -- | 1.0 | 30 |

f = frequency in MHz *Plane-wave equivalent power density

Calculation procedure:

According to §2.1091, §2.1093, §1.1307(b) and §1.1310, systems operating under the provisions of this section shall be operated in a manner that ensures that the public is not exposed to radio frequency energy level in excess of the Commission's guidelines.

$$S = PG / (4\pi R^2)$$

Where S = power density in mW/cm²

P = transmit power in mW

G = numeric gain of transmit antenna

R = distance (cm)

The calculations in the table below use the highest gain of antenna for client EUT. These calculations represent worst case in terms of the exposure levels.

| Mode/Band | Freq (MHz) | Power | | Antenna Gain | | R (cm) | S (mW/cm ²) | Limits (mW/cm ²) |
|--------------|------------|-------|--------|--------------|-----------|--------|-------------------------|------------------------------|
| | | (dBm) | (mW) | (dBi) | (Numeric) | | | |
| Bluetooth | 2480 | 3.20 | 2.089 | 2.9 | 1.950 | 20 | 0.001 | 1.00 |
| Bluetooth LE | 2440 | -3.89 | 0.408 | 2.9 | 1.950 | 20 | 0.001 | 1.00 |
| WLAN2.4GHz | 2412 | 16.41 | 43.752 | 2.9 | 1.950 | 20 | 0.017 | 1.00 |

Note: 1mW/cm² from §1.1310 Table 1.

According to the KDB447498 D01 section 7.1 determine the device is exclusion from SAR test.

---End of Test Report---