

US Tech Test Report:
FCC ID:
IC:
Test Report Number:
Issue date:
Customer:
Model:

FCC Part 15/IC RSS Certification
2ARTD-HMG1
24568-HMG1
18-0419
February 18, 2019
Wren Associates
HMG1

External Photographs




Figure 1. Module on Evaluation (Test) Board

US Tech Test Report:
FCC ID:
IC:
Test Report Number:
Issue date:
Customer:
Model:

FCC Part 15/IC RSS Certification
2ARTD-HMG1
24568-HMG1
18-0419
February 18, 2019
Wren Associates
HMG1




Figure 2. Module, with Shield in Place, Top

US Tech Test Report:
FCC ID:
IC:
Test Report Number:
Issue date:
Customer:
Model:

FCC Part 15/IC RSS Certification
2ARTD-HMG1
24568-HMG1
18-0419
February 18, 2019
Wren Associates
HMG1




Figure 3. Module, Bottom

US Tech Test Report:
FCC ID:
IC:
Test Report Number:
Issue date:
Customer:
Model:

FCC Part 15/IC RSS Certification
2ARTD-HMG1
24568-HMG1
18-0419
February 18, 2019
Wren Associates
HMG1




Figure 4. Module, Top, Shield Removed

US Tech Test Report:
FCC ID:
IC:
Test Report Number:
Issue date:
Customer:
Model:

FCC Part 15/IC RSS Certification
2ARTD-HMG1
24568-HMG1
18-0419
February 18, 2019
Wren Associates
HMG1




Figure 5. Antenna 1, Wire

US Tech Test Report:
FCC ID:
IC:
Test Report Number:
Issue date:
Customer:
Model:

FCC Part 15/IC RSS Certification
2ARTD-HMG1
24568-HMG1
18-0419
February 18, 2019
Wren Associates
HMG1




Figure 6. Antenna 2, Dipole

US Tech Test Report:
FCC ID:
IC:
Test Report Number:
Issue date:
Customer:
Model:

FCC Part 15/IC RSS Certification
2ARTD-HMG1
24568-HMG1
18-0419
February 18, 2019
Wren Associates
HMG1




Figure 7. Antenna Connection Ports on Radio Module