



9 PHOTOGRAPHS OF TEST SETUP

Test model No.: TS37




Radiated spurious emission Test Setup-1 left ear(Below 1GHz)



Radiated spurious emission Test Setup-2 left ear(Above 1GHz)



Radiated spurious emission Test Setup-1 right ear(Below 1GHz)



Radiated spurious emission Test Setup-2 right ear(Above 1GHz)



**Radiated spurious emission Test Setup-3(Above 1GHz)
There are absorbing materials under the ground.**