

# Photo Report on iTEMP TMT142

**Report Reference:** MDE\_ENDRE\_1902\_FCC\_Photo\_Setups

**Test Laboratory:**

7layers GmbH  
Borsigstrasse 11  
40880 Ratingen  
Germany



Deutsche  
Akkreditierungsstelle  
D-PL-12140-01-01  
D-PL-12140-01-02  
D-PL-12140-01-03

**Note:**

The following test results relate only to the devices specified in this document. This report shall not be reproduced in parts without the written approval of the test laboratory.

**7layers GmbH**

Borsigstraße 11  
40880 Ratingen, Germany  
T +49 (0) 2102 749 0  
F +49 (0) 2102 749 350

**Geschäftsführer/**

**Managing Directors:**

Frank Spiller  
Bernhard Retka  
Alexandre Norré-Oudard

**Registergericht/registered:**


Düsseldorf HRB 75554  
USt-Id.-Nr./VAT-No. DE203159652  
Steuer-Nr./TAX-No. 147/5869/0385

*a Bureau Veritas  
Group Company*


*www.7layers.com*




**Photo 1:** Test setup for conducted measurements (Test Setup: computer peripheral setup, AC mains connection: connected via computer device, unintentional radiator §15.107, ANSI C63.4)



**Photo 2:** Test setup for radiated measurements (Test Setup: Computer peripheral setup , semi-anechoic chamber 30 MHz - 1 GHz; unintentional radiator §15.109, ANSI C63.4)




**Photo 3:** Test setup for radiated measurements (stand alone setup, 9 kHz - 30 MHz; FCC 15c247)



**Photo 4:** Test setup for radiated measurements (stand alone setup, 30 MHz - 1 GHz; FCC 15c247)



**Photo 5:** Test setup for radiated measurements (stand alone setup, 1 GHz – 24 GHz; FCC 15c247)



**Photo 6:** Test setup for radiated measurements, detailed view (stand alone setup)