

## **EXHIBIT C - TEST SETUP PHOTOGRAPHS**

---

**Adapter 2#**


**Conducted Emissions Front View**




**Conducted Emissions Side View**



**Radiated Emission Below 1GHz Front View**




**Radiated Emission Below 1GHz Rear View**






**Radiated Emission Above 1GHz Front View**



**Radiated Emission Above 1GHz Rear View**




**Adapter 1#**

**Conducted Emissions Front View**




**Conducted Emissions Side View**







**Radiated Emission Below 1GHz Front View**



**Radiated Emission Below 1GHz Rear View**



**Radiated Emission Above 1GHz Front View**



**Radiated Emission Above 1GHz Rear View**

