


EXHIBIT D - TEST SETUP PHOTOGRAPHS

For adapter 1

Conducted Emissions - Front View




Conducted Emissions - Side View



For adapter 2

Conducted Emissions - Front View



Conducted Emissions - Side View




For adapter 1

Radiated Emissions View (Below 30MHz)



Radiated Emissions View (Below 1 GHz)




For adapter 2

Radiated Emissions View (Below 30MHz)



Radiated Emissions View (Below 1 GHz)



Radiated Emissions View (Above 1 GHz)

