


EXHIBIT D - TEST SETUP PHOTOGRAPHS

For Adapter 1

Conducted Emissions - Front View



Conducted Emissions - Side View





Radiated Emissions View (9 kHz ~ 30 MHz)





Radiated Emissions View (30 MHz ~ 1 GHz)




E-Filed Strength View









H-Filed Strength View








For Adapter 2
Conducted Emissions - Front View




Conducted Emissions - Side View





Radiated Emissions View (9 kHz ~ 30 MHz)



Radiated Emissions View (30 MHz ~ 1 GHz)



E-Filed Strength View







H-Filed Strength View

