


# Test setup photos

Project file: C20173327  
Date: 2018-10-30  
Pages: 7

**Product:** SMART Check Point

**Type reference:** SCP v1.0



**Figure 1: Conducted emission test**



**Figure 2: Conducted emission test with dummy load**



Figure 3: Radiated emission test from 9 kHz to 30 MHz






Figure 4: Radiated emission test from 9 kHz to 30 MHz






**Figure 5: Radiated emission test from 30 MHz to 200 MHz**



**Figure 6: Radiated emission test from 200 MHz to 1 GHz**



**Figure 7: Radiated emission test from 200 MHz to 1 GHz**



**Figure 8: Radiated emission test from 1 GHz to 10 GHz**





**Figure 9: Radiated emission test from 1 GHz to 10 GHz**



**Figure 10: Radiated emission tests - OATS**



Figure 11: Radiated emission tests - OATS