

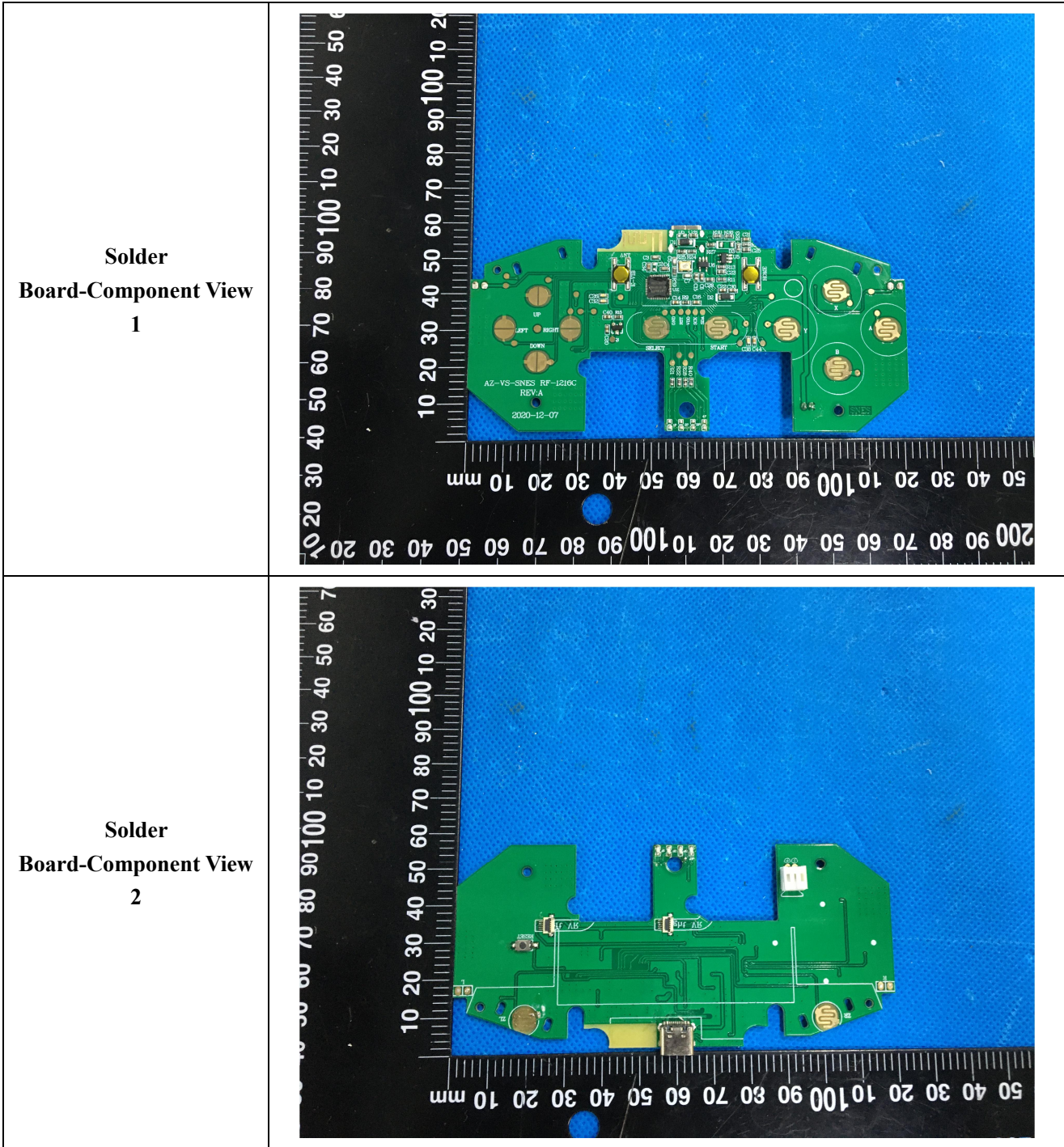



EXHIBIT 3 - EUT INTERNAL PHOTOGRAPHS

<p>EUT Housing and Board View 1</p>	 <p>This photograph shows the internal components of the EUT housing from a top-down perspective. A green printed circuit board (PCB) is visible, featuring a central battery, a SIM card slot, and various electronic components. The battery is labeled with the following information: - CM 401862 3.7V and + 420mAh 20200824. A black SIM card is partially inserted into the slot. The housing is white plastic, and a ruler is placed to the left and bottom for scale, showing measurements in millimeters.</p>
<p>EUT Housing and Board View 2</p>	 <p>This photograph provides a close-up view of the battery and SIM card slot area. The battery is clearly visible, with its label: - CM 401862 3.7V and + 420mAh 20200824. The SIM card slot is also visible, with a black SIM card partially inserted. The white plastic housing is shown in detail. A ruler is placed to the left and bottom for scale, showing measurements in millimeters.</p>





Antenna View

