





EXHIBIT 3 - EUT INTERNAL PHOTOGRAPHS

<p>EUT Housing and Board View 1</p>	 <p>This photograph shows the back of the EUT housing and the internal battery. The battery is yellow and has the text "KEEPE H432094P J770" and "L 20210607" printed on it. A blue circular component is visible on the board. A black ruler is placed vertically to the left of the housing, showing measurements in millimeters. The background is a blue textured surface.</p>
<p>EUT Housing and Board View 2</p>	 <p>This photograph shows the front of the EUT housing and the internal board. The board is green and has a blue circular component. A black ruler is placed vertically to the left of the housing, showing measurements in millimeters. The background is a blue textured surface.</p>

<p style="text-align: center;">Solder Board-Component View 1</p>	 A photograph showing a green printed circuit board (PCB) component with various electronic components and a USB connector. The component is placed on a blue textured surface. A black ruler with white markings is visible on the left and bottom, showing measurements in millimeters. The ruler markings are oriented vertically on the left and horizontally on the bottom.
<p style="text-align: center;">Solder Board-Component View 2</p>	 A photograph showing the same green PCB component from a different perspective. The component is placed on a blue textured surface. A black ruler with white markings is visible on the left and bottom, showing measurements in millimeters. The ruler markings are oriented vertically on the left and horizontally on the bottom.

