


PHOTOGRAPHS OF TEST SET UP



**Figure 1 – Radiated Disturbance - 30 MHz to 1 GHz
(FCC Part 15B/ICES-003)**



**Figure 2 – Radiated Disturbance - 1 GHz to 13 GHz
(FCC Part 15B/ICES-003)**



**Figure 3 – Radiated Disturbance - 13 GHz to 18 GHz
(FCC Part 15B/ICES-003)**



Figure 4 – SAR – Front Face



Figure 5 – SAR – Front Face / Side View




Figure 6 – SAR – Rear Face



Figure 7 – SAR – Rear Face



Figure 8 – SAR – Left Edge




Figure 9 – SAR – Left Edge / Side View