

### 3 Photographs

#### 3.1 Test Setup Photographs






Figure 11 – Conducted Disturbance at Mains Terminals



**Figure 12 – Radiated Disturbance (30 MHz to 1 GHz)**



**Figure 13 – Radiated Disturbance (1 GHz to 2 GHz)**