



Kun Shan Innowave Communication
Technology Co., Ltd

(SPECIFICATION FOR APPROVAL)

Customer Name: HOYMILES POWER ELECTRONICS INC.

Item name: 2.4G Blade Antenna

Frequency Band: 2.4G~2.5G-4.80dBi max-SMA (MALE)-Φ12.85×202mm-White-
-30°C+80°C

Vender Part No: F06253809920002

Customer Part No: A6040364

Revision: A/0

Date: 2023.01.10

Signature

Audit	Confirmation	Approval

Approval

Audit	Confirmation	Approval
Weiwei Jiang	Xiaoyu Yang Kailun Wu	Baoliang Bai

Kun Shan Innowave Communication Technology Co., Ltd

Add: Building C, 1689 Zizhu Road, Yushan Town, Kunshan City, Jiangsu Province

Catalogue

1、 Cover

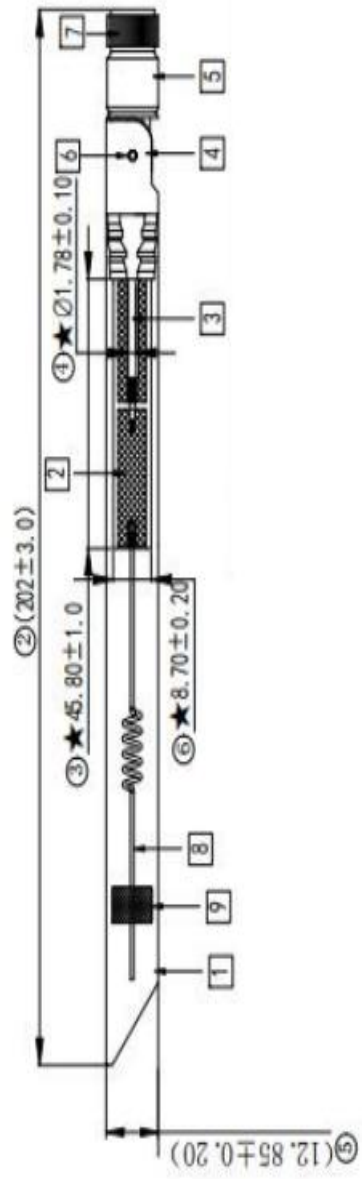
2、 Change Resume

3、 Catalogue

4、 Drawing

5、 Electrical performance report

Drawing



Electrical performance report

1.1-1 Electrical Test

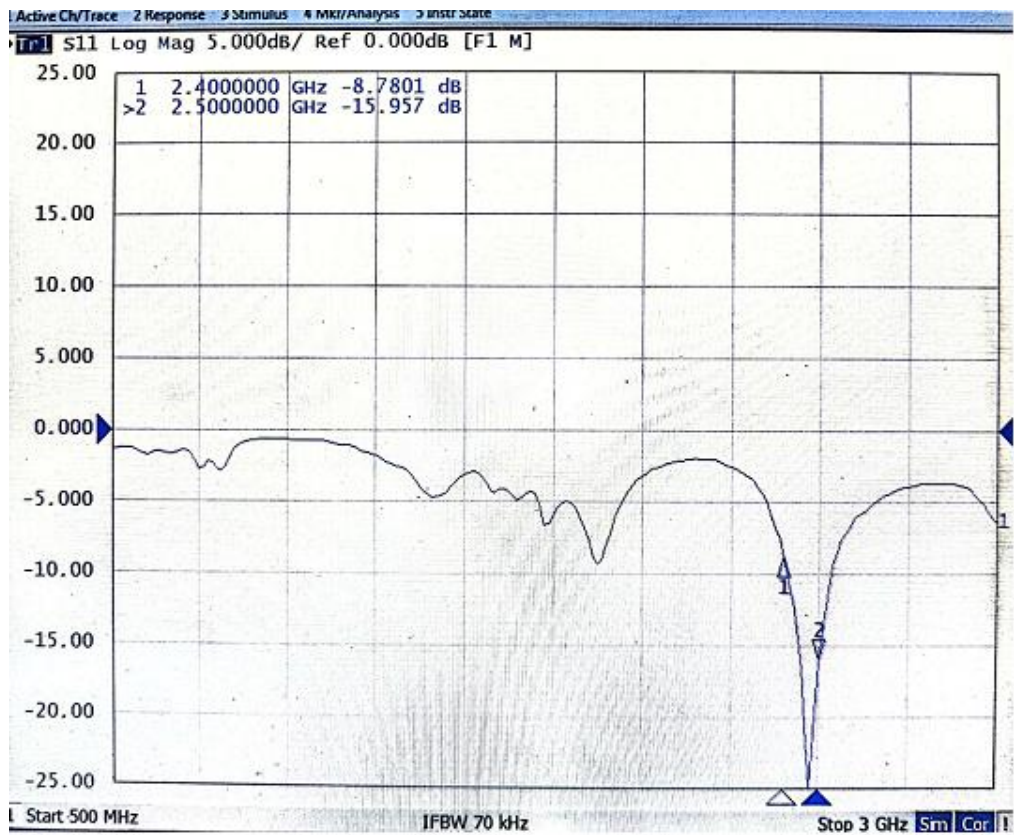
Test Reports

Electrical Properties	
Frequency	2400~2500MHz (Unit Testing)
Impedance	50 Ohm Nominal
V.S.W.R	2.5 Max
Return Loss	-7.5 dB Max
Radiation	Omni-directional
Gain (Peak)	4.8 dBi
Polarization	Linear, Vertical
Admitted Power	2W
Connector	RP-SMA-J
Physical Properties	
Antenna Material	PC
Cable Type	N/A
Operating Temp.	-30~+80 °C
Storage Temp.	-30~+80 °C

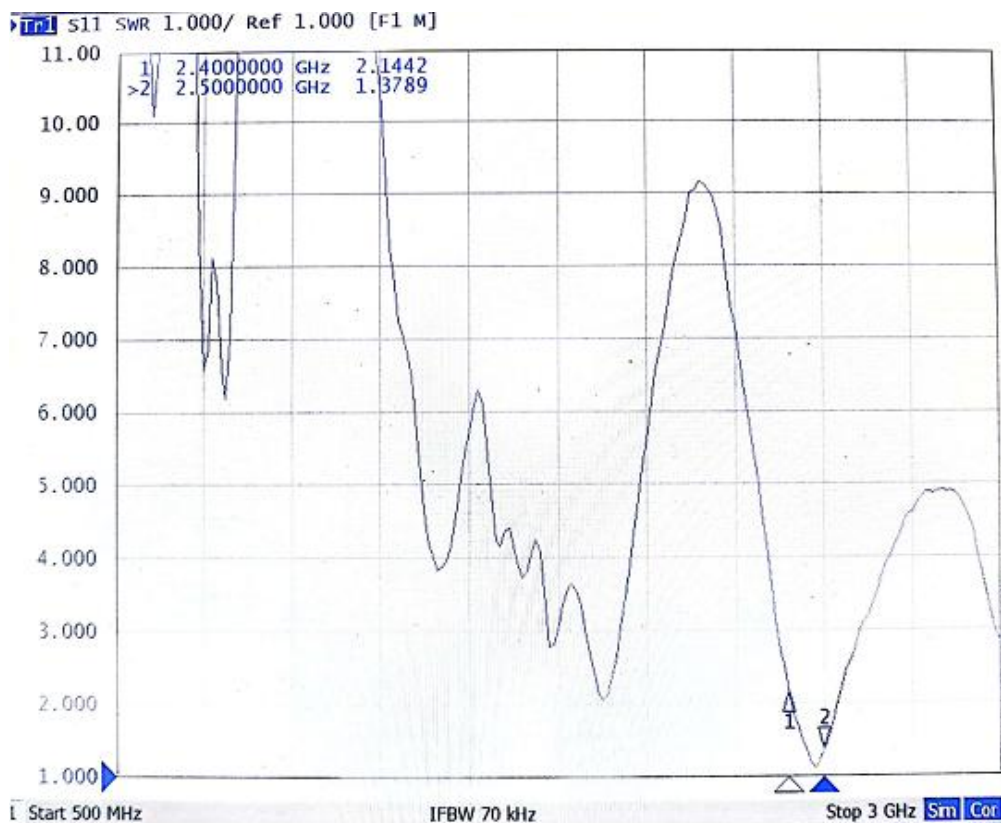
1.2 Return loss

Test instrument: KEYSIGHT E5071C

1.2-1 S11 figure:



SWR figure:



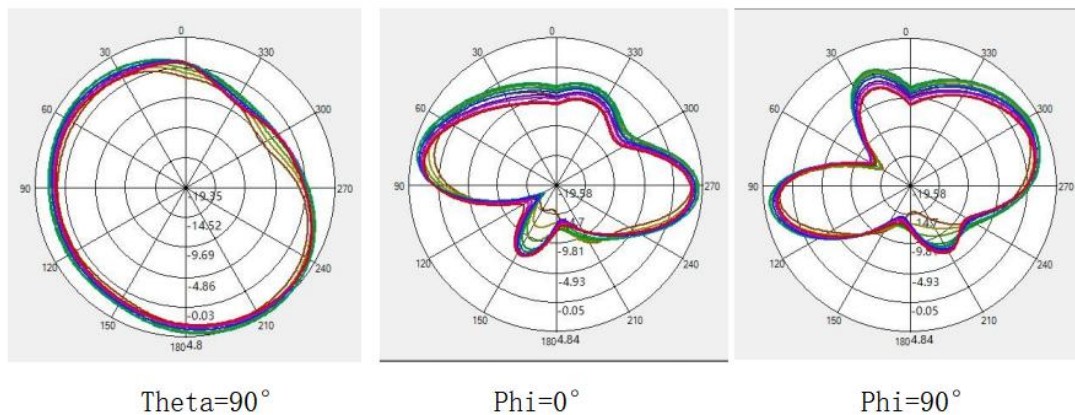
1.2-2 Test Data

Test Equipment: GTS RayZone 1800

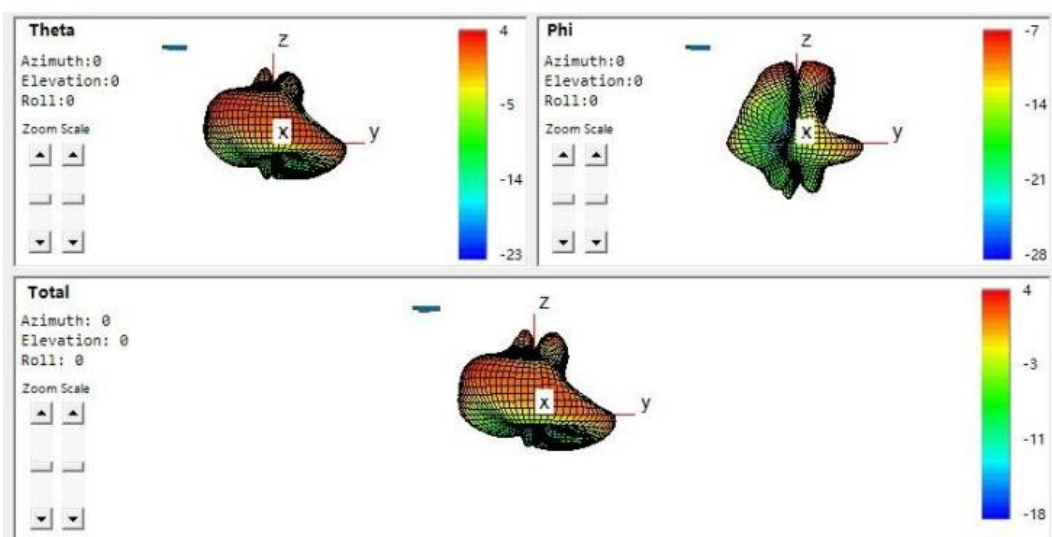
Freq (MHz)	Eff (dB)	Eff (%)	Gain (dB)
2400	-2.00	63.08	3.46
2410	-1.38	72.82	4.04
2420	-0.99	79.55	4.42
2430	-0.63	86.53	4.71
2440	-0.50	89.12	4.80
2450	-1.08	78.05	4.24
2460	-1.14	77.00	4.22
2470	-1.48	71.04	3.90
2480	-1.51	70.59	3.94
2490	-1.83	65.54	3.68
2500	-1.92	64.30	3.59

1.2-3 Pattern

- 2D Radiation Patterns test results



- 3D Radiation Patterns test results



1.3 Sample photos

