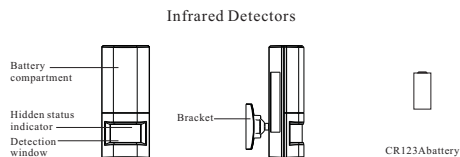


KO-121X Infrared Detectors Manual

Description of the appearance and components' function

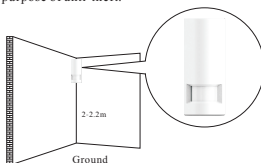


Installation guide for Infrared detector

The installation steps can be taken, after confirming that the infrared detector can work normally:

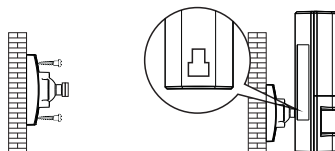
①Select a suitable installation location:

The recommended installation height is 2-2.2 meters from the ground. The purpose of installing infrared is to prevent illegal intrusion and to cut off illegal intrusion lines, thus achieving the purpose of anti-theft.



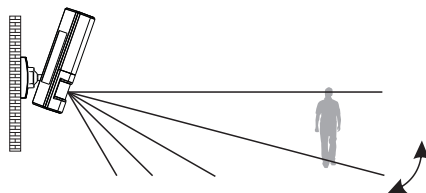
②Secure the infrared detector

Secure the mounting bracket to the wall with screws, and secure the groove on the back of the infrared detector to the bracket.



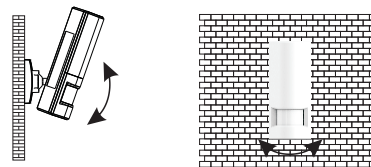
③Test infrared detector

Walk around the detection range and observe the LED indicator. The LED light will flash when the human body is detected to move.

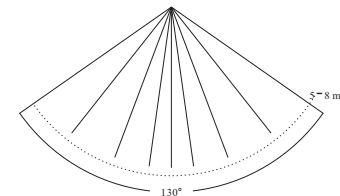


④Adjust the angle

Rotate the universal ball on the bracket to adjust the angle of the infrared detector to achieve the best detection range.



The detectable range of the human body is 5-8m in front and 130° in the horizontal direction. The detecting effect is related to the ambient temperature, body shape and moving speed.



Top view of induction range

Technical Parameters

Infrared Detectors

Power: DC 3V (a 3V CR123A battery)
Wireless transmission distance: $\leq 80\text{m}$ (open space / no interference)
working frequency: CE: 868.35MHz/FCC: 915MHz

FCC Warning

This device complies with part 15 of the FCC rules. Operation is subject to the following two conditions: (1) this device may not cause harmful interference, and (2) this device must accept any interference received, including interference that may cause undesired operation.

Changes or modifications not expressly approved by the party responsible for compliance could void the user's authority to operate the equipment.

NOTE: This equipment has been tested and found to comply with the limits for a Class B digital device, pursuant to part 15 of the FCC Rules. These limits are designed to provide reasonable protection against harmful interference in a residential installation. This equipment generates uses and can radiate radio frequency energy and, if not installed and used in accordance with the instructions, may cause harmful interference to radio communications. However, there is no guarantee that interference will not occur in a particular installation. If this equipment does cause harmful interference to radio or television reception, which can be determined by turning the equipment off and on, the user is encouraged to try to correct the interference by one or more of the following measures:

- Reorient or relocate the receiving antenna.
- Increase the separation between the equipment and receiver.
- Connect the equipment into an outlet on a circuit different from that to which the receiver is connected.
- Consult the dealer or an experienced radio/TV technician for help.

Radiation Exposure Statement

This equipment complies with FCC radiation exposure limits set forth for an uncontrolled environment. This equipment should be installed and operated with minimum distance 20cm between the radiator and your body.