

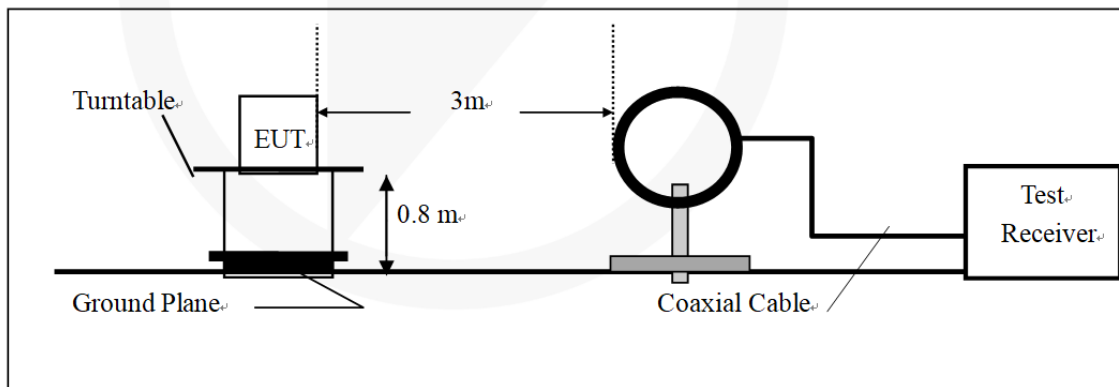
6. RADIATED EMISSION TEST

6.1.Measurement Procedure

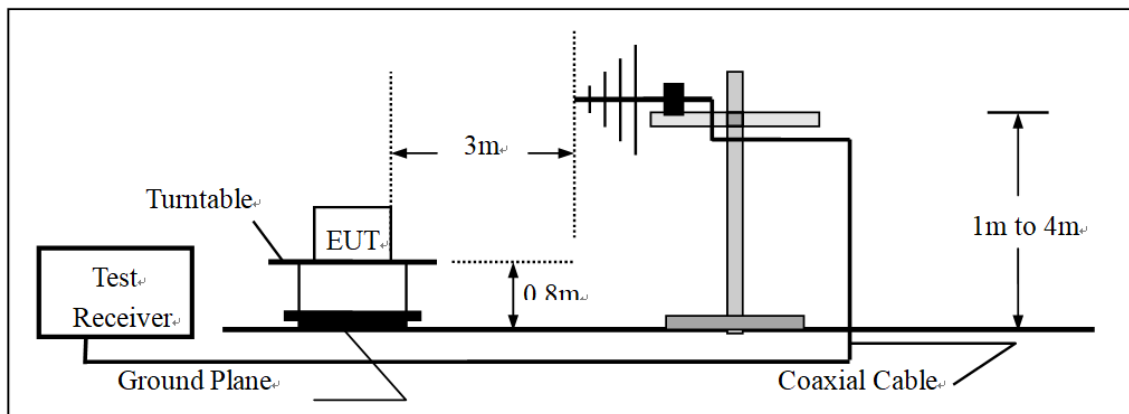
1. The EUT was placed on a turn table which is 0.8m above ground plane.
2. Maximum procedure was performed on the six highest emissions to ensure EUT compliance.
3. And also, each emission was to be maximized by changing the polarization of receiving antenna both horizontal and vertical.
4. Repeat above procedures until all frequency measured were complete.
5. Use the following receiver/spectrum analyzer settings:
Span = wide enough to fully capture the emission being measured
RBW=200Hz for 9KHz to 150KHz,
RBW=9kHz for 150KHz to 30MHz,
RBW=120KHz for 30MHz to 1GHz
VBW $\geq 3 \times$ RBW
Sweep = auto
Detector function = QP
Trace = max hold

6.2.Test SET-UP (Block Diagram of Configuration)

(A)Radiated Emission Test Set-Up, Frequency Below 30MHz



(B) Radiated Emission Test Set-Up, Frequency Below 1000MHz



6.3. Radiated Emission Limit

The emissions from an intentional radiator shall not exceed the field strength levels specified in the following table 15.209(a):

FCC Part 15.209				
Frequency (MHz)	Field Strength Limitation		Field Strength Limitation Frequency tion at 3m Measurement Dist	
	(uV/m)	Dist	(uV/m)	(dBuV/m)
0.009 – 0.490	2400 / F(KHz)	300m	10000 * 2400/F(KHz)	20log 2400/F(KHz) + 80
0.490 – 1.705	24000 / F(KHz)	30m	100 * 24000/F(KHz)	20log 24000/F(KHz) + 40
1.705 – 30.00	30	30m	100* 30	20log 30 + 40
30.0 – 88.0	100	3m	100	20log 100
88.0 – 216.0	150	3m	150	20log 150
216.0 – 960.0	200	3m	200	20log 200
Above 960.0	500	3m	500	20log 500

15.205 Restricted bands of operation

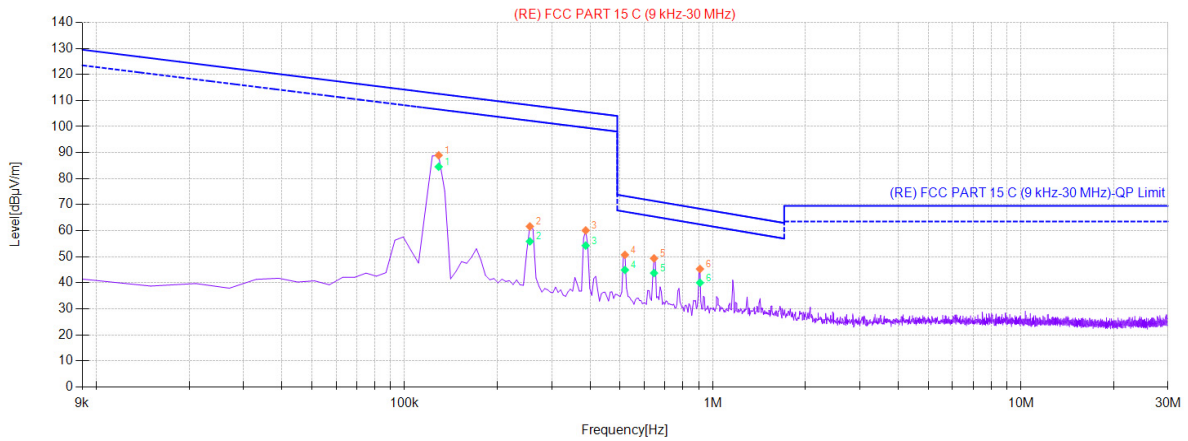
MHz	MHz	MHz	GHz
0.090-0.110	16.42-16.423	399.9-410	4.5-5.15
10.495-0.505	16.69475-16.69525	608-614	5.35-5.46
2.1735-2.1905	16.80425-16.80475	960-1240	7.25-7.75
4.125-4.128	25.5-25.67	1300-1427	8.025-8.5
4.17725-4.17775	37.5-38.25	1435-1626.5	9.0-9.2
4.20725-4.20775	73-74.6	1645.5-1646.5	9.3-9.5
6.215-6.218	74.8-75.2	1660-1710	10.6-12.7
6.26775-6.26825	123-138	2200-2300	14.47-14.5
8.291-8.294	149.9-150.05	2310-2390	15.35-16.2
8.362-8.366	156.52475-156.52525	2483.5-2500	17.7-21.4
8.37625-8.38675	156.7-156.9	2690-2900	22.01-23.12
8.41425-8.41475	162.0125-167.17	3260-3267	23.6-24.0
12.29-12.293	167.72-173.2	3332-3339	31.2-31.8
12.51975-12.52025	240-285	3345.8-3358	36.43-36.5
12.57675-12.57725	322-335.4	3600-4400	(2)
13.36-13.41			

- Remark:
1. Emission level in dBuV/m=20 log (uV/m)
 2. Measurement was performed at an antenna to the closed point of EUT distance of meters.
 3. Only spurious frequency is permitted to locate within the Restricted Bands specified in provision of ξ 15.205, and the emissions located in restricted bands also comply with 15.209 limit.

6.4.Measurement Result

9KHz-30 MHz:

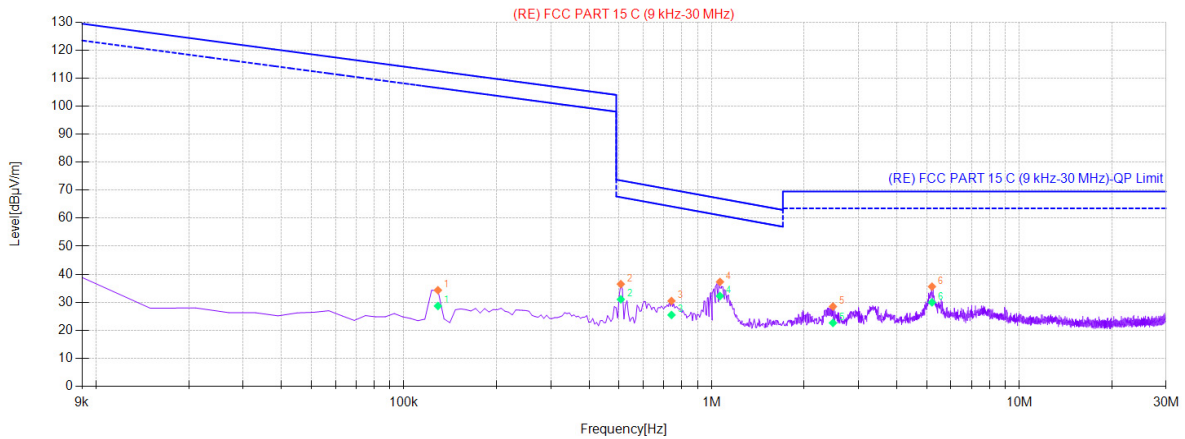
Project Information			
Mode:	18mm 100% Load	Voltage:	AC 120V/60Hz
Environment:	Temp: 18°C; Humi:54%	Engineer:	Lucas Xu



PK Final Data List									
NO.	Freq. [MHz]	PK Reading [dBµV/m]	Factor [dB]	PK Value [dBµV/m]	PK Limit [dBµV/m]	PK Margin [dB]	Height [cm]	Angle [°]	Verdict
1	0.129	69.04	19.91	88.95	112.57	23.62	100	333	PASS
2	0.255	41.49	20.14	61.63	108.24	46.61	100	337	PASS
3	0.387	40.02	20.06	60.08	105.58	45.50	100	333	PASS
4	0.5189	30.71	20.01	50.72	73.30	22.58	100	337	PASS
5	0.6449	29.30	20.06	49.36	71.41	22.05	100	348	PASS
6	0.9089	25.13	20.16	45.29	68.43	23.14	100	333	PASS

AV Final Data List									
NO.	Freq. [MHz]	AV Reading [dBµV/m]	Factor [dB]	AV Value [dBµV/m]	AV Limit [dBµV/m]	AV Margin [dB]	Height [cm]	Angle [°]	Verdict
1	0.5189	24.91	20.01	44.92	73.30	28.38	100	337	PASS
2	0.6449	23.67	20.06	43.73	71.41	27.68	100	348	PASS
3	0.9089	19.86	20.16	40.02	68.43	28.41	100	333	PASS

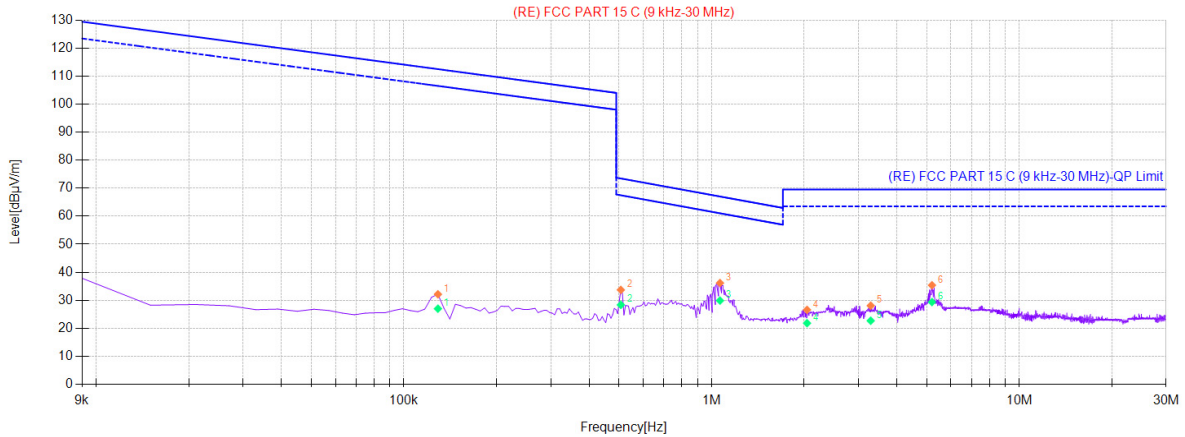
Project Information			
Mode:	18mm 50% Load	Voltage:	AC 120V/60Hz
Environment:	Temp: 18°C; Humi:54%	Engineer:	Lucas Xu



PK Final Data List									
NO.	Freq. [MHz]	PK Reading [dBµV/m]	Factor [dB]	PK Value [dBµV/m]	PK Limit [dBµV/m]	PK Margin [dB]	Height [cm]	Angle [°]	Verdict
1	0.129	14.37	19.91	34.28	112.57	78.29	100	341	PASS
2	0.507	16.46	20.00	36.46	73.50	37.04	100	219	PASS
3	0.7409	10.34	20.10	30.44	70.21	39.77	100	80	PASS
4	1.0649	17.07	20.19	37.26	67.06	29.80	100	193	PASS
5	2.4808	8.54	19.90	28.44	69.54	41.10	100	297	PASS
6	5.2045	15.69	19.87	35.56	69.54	33.98	100	220	PASS

AV Final Data List									
NO.	Freq. [MHz]	AV Reading [dBµV/m]	Factor [dB]	AV Value [dBµV/m]	AV Limit [dBµV/m]	AV Margin [dB]	Height [cm]	Angle [°]	Verdict
1	0.507	11.02	20.00	31.02	73.50	42.48	100	219	PASS
2	0.7409	5.33	20.10	25.43	70.21	44.78	100	80	PASS
3	1.0649	12.01	20.19	32.20	67.06	34.86	100	193	PASS

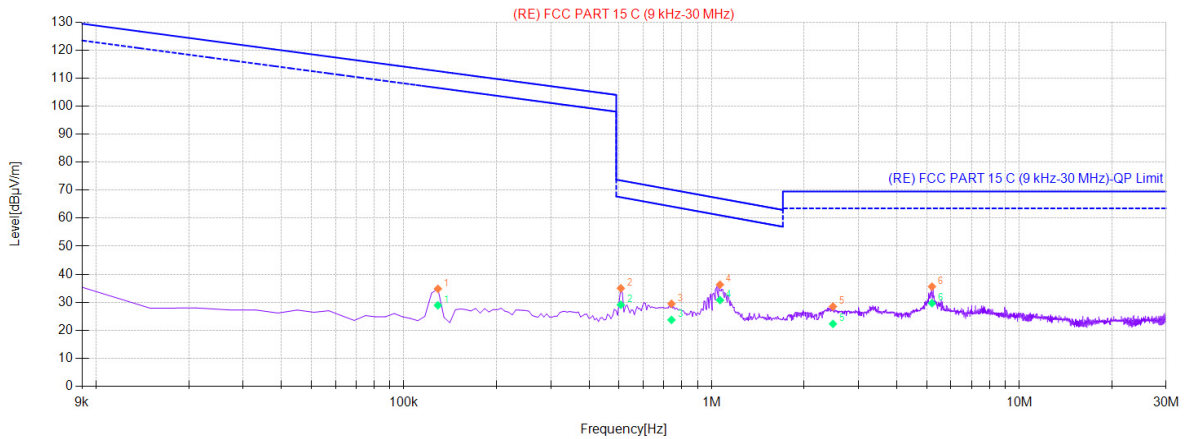
Project Information			
Mode:	18mm 10% Load	Voltage:	AC 120V/60Hz
Environment:	Temp: 18°C; Humi:54%	Engineer:	Lucas Xu



PK Final Data List									
NO.	Freq. [MHz]	PK Reading [dBµV/m]	Factor [dB]	PK Value [dBµV/m]	PK Limit [dBµV/m]	PK Margin [dB]	Height [cm]	Angle [°]	Verdict
1	0.129	12.21	19.91	32.12	112.57	80.45	100	311	PASS
2	0.507	13.67	20.00	33.67	73.50	39.83	100	352	PASS
3	1.0649	15.95	20.19	36.14	67.06	30.92	100	274	PASS
4	2.0428	6.55	19.99	26.54	69.54	43.00	100	53	PASS
5	3.2907	8.24	19.81	28.05	69.54	41.49	100	192	PASS
6	5.2045	15.48	19.87	35.35	69.54	34.19	100	138	PASS

AV Final Data List									
NO.	Freq. [MHz]	AV Reading [dBµV/m]	Factor [dB]	AV Value [dBµV/m]	AV Limit [dBµV/m]	AV Margin [dB]	Height [cm]	Angle [°]	Verdict
1	0.507	8.33	20.00	28.33	73.50	45.17	100	352	PASS
2	1.0649	9.67	20.19	29.86	67.06	37.20	100	274	PASS
3	2.0428	1.79	19.99	21.78	69.54	47.76	100	53	PASS

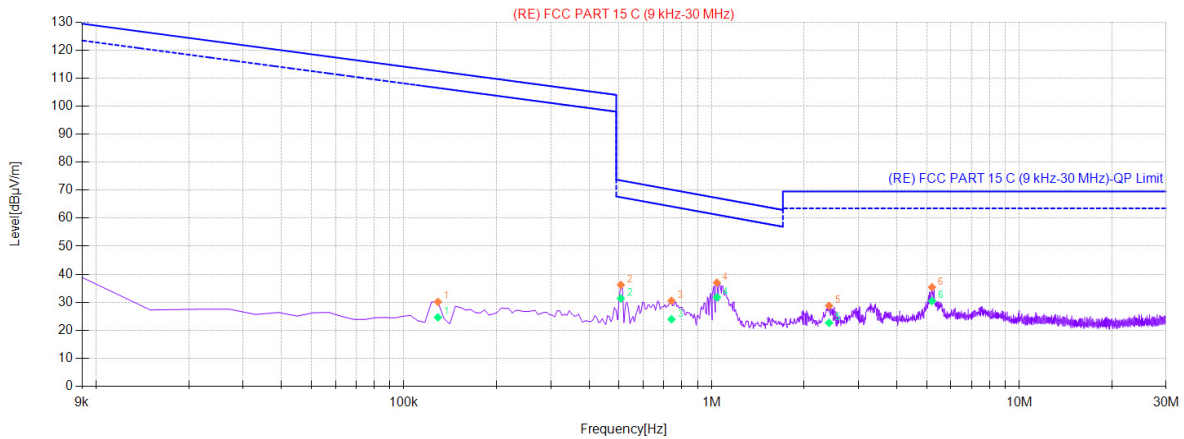
Project Information			
Mode:	6mm 100% Load	Voltage:	AC 120V/60Hz
Environment:	Temp: 18°C; Humi:54%	Engineer:	Lucas Xu



PK Final Data List									
NO.	Freq. [MHz]	PK Reading [dBµV/m]	Factor [dB]	PK Value [dBµV/m]	PK Limit [dBµV/m]	PK Margin [dB]	Height [cm]	Angle [°]	Verdict
1	0.129	14.87	19.91	34.78	112.57	77.79	100	341	PASS
2	0.507	14.96	20.00	34.96	73.50	38.54	100	219	PASS
3	0.7409	9.34	20.10	29.44	70.21	40.77	100	80	PASS
4	1.0649	16.07	20.19	36.26	67.06	30.80	100	193	PASS
5	2.4808	8.54	19.90	28.44	69.54	41.10	100	297	PASS
6	5.2045	15.69	19.87	35.56	69.54	33.98	100	220	PASS

AV Final Data List									
NO.	Freq. [MHz]	AV Reading [dBµV/m]	Factor [dB]	AV Value [dBµV/m]	AV Limit [dBµV/m]	AV Margin [dB]	Height [cm]	Angle [°]	Verdict
1	0.507	9.05	20.00	29.05	73.50	44.45	100	219	PASS
2	0.7409	3.57	20.10	23.67	70.21	46.54	100	80	PASS
3	1.0649	10.55	20.19	30.74	67.06	36.32	100	193	PASS

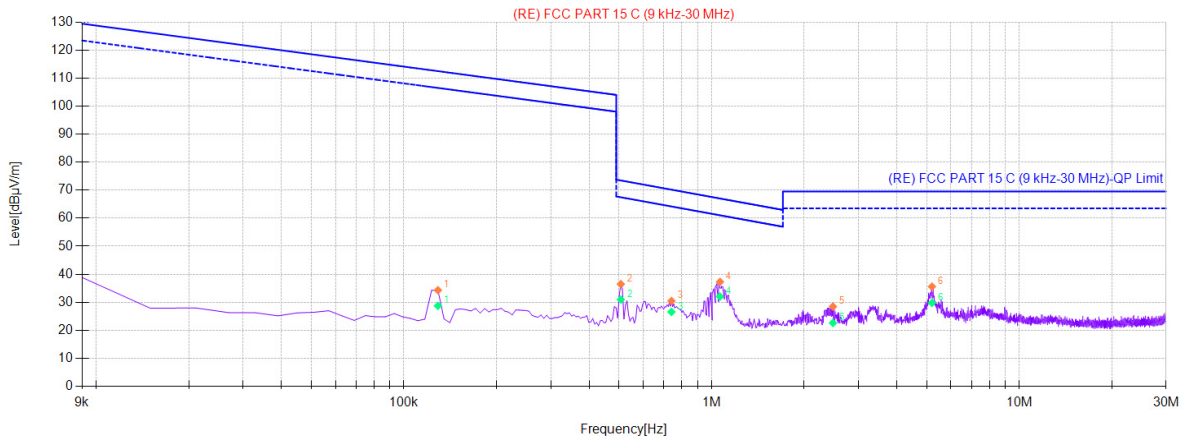
Project Information			
Mode:	6mm 50% Load	Voltage:	AC 120V/60Hz
Environment:	Temp: 18°C; Humi:54%	Engineer:	Lucas Xu



PK Final Data List									
NO.	Freq. [MHz]	PK Reading [dBµV/m]	Factor [dB]	PK Value [dBµV/m]	PK Limit [dBµV/m]	PK Margin [dB]	Height [cm]	Angle [°]	Verdict
1	0.129	10.21	19.91	30.12	112.57	82.45	100	311	PASS
2	0.507	16.17	20.00	36.17	73.50	37.33	100	352	PASS
3	0.7409	10.41	20.10	30.51	70.21	39.70	100	244	PASS
4	1.0409	16.78	20.19	36.97	67.26	30.29	100	314	PASS
5	2.4088	8.78	19.92	28.70	69.54	40.84	100	300	PASS
6	5.2045	15.48	19.87	35.35	69.54	34.19	100	138	PASS

AV Final Data List									
NO.	Freq. [MHz]	AV Reading [dBµV/m]	Factor [dB]	AV Value [dBµV/m]	AV Limit [dBµV/m]	AV Margin [dB]	Height [cm]	Angle [°]	Verdict
1	0.507	11.34	20.00	31.34	73.50	42.16	100	352	PASS
2	0.7409	3.79	20.10	23.89	70.21	46.32	100	244	PASS
3	1.0409	11.57	20.19	31.76	67.26	35.50	100	314	PASS

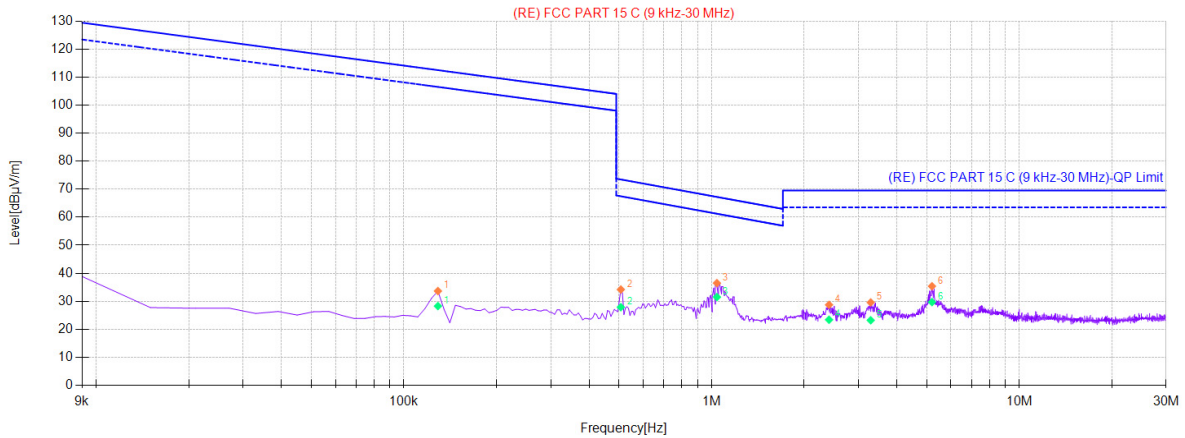
Project Information			
Mode:	6mm 10% Load	Voltage:	AC 120V/60Hz
Environment:	Temp: 18°C; Humi:54%	Engineer:	Lucas Xu



PK Final Data List									
NO.	Freq. [MHz]	PK Reading [dBµV/m]	Factor [dB]	PK Value [dBµV/m]	PK Limit [dBµV/m]	PK Margin [dB]	Height [cm]	Angle [°]	Verdict
1	0.129	14.37	19.91	34.28	112.57	78.29	100	341	PASS
2	0.507	16.46	20.00	36.46	73.50	37.04	100	219	PASS
3	0.7409	10.34	20.10	30.44	70.21	39.77	100	80	PASS
4	1.0649	17.07	20.19	37.26	67.06	29.80	100	193	PASS
5	2.4808	8.54	19.90	28.44	69.54	41.10	100	297	PASS
6	5.2045	15.69	19.87	35.56	69.54	33.98	100	220	PASS

AV Final Data List									
NO.	Freq. [MHz]	AV Reading [dBµV/m]	Factor [dB]	AV Value [dBµV/m]	AV Limit [dBµV/m]	AV Margin [dB]	Height [cm]	Angle [°]	Verdict
1	0.507	10.93	20.00	30.93	73.50	42.57	100	219	PASS
2	0.7409	6.43	20.10	26.53	70.21	43.68	100	80	PASS
3	1.0649	11.83	20.19	32.02	67.06	35.04	100	193	PASS

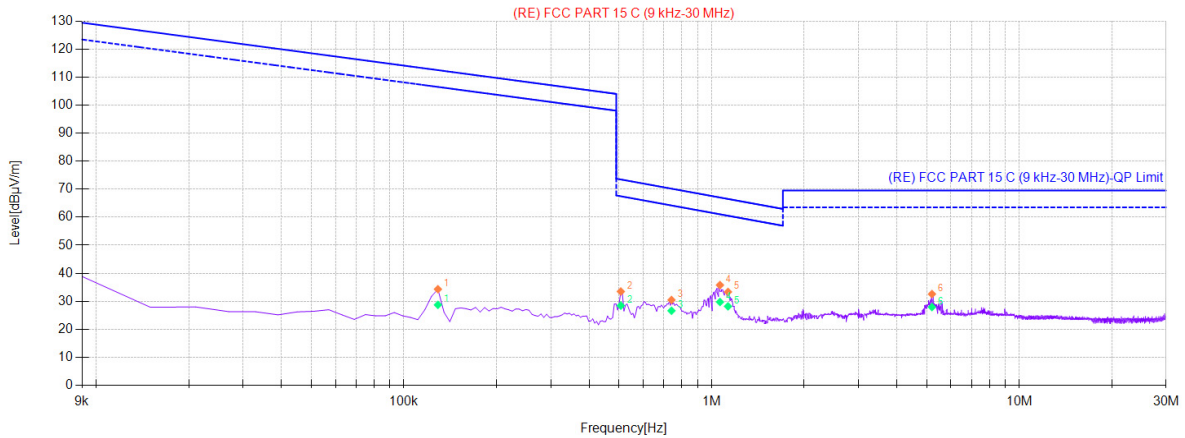
Project Information			
Mode:	12mm 100% Load	Voltage:	AC 120V/60Hz
Environment:	Temp: 18°C; Humi:54%	Engineer:	Lucas Xu



PK Final Data List									
NO.	Freq. [MHz]	PK Reading [dBµV/m]	Factor [dB]	PK Value [dBµV/m]	PK Limit [dBµV/m]	PK Margin [dB]	Height [cm]	Angle [°]	Verdict
1	0.129	13.71	19.91	33.62	112.57	78.95	100	311	PASS
2	0.507	14.17	20.00	34.17	73.50	39.33	100	352	PASS
3	1.0409	16.28	20.19	36.47	67.26	30.79	100	314	PASS
4	2.4088	8.78	19.92	28.70	69.54	40.84	100	300	PASS
5	3.2907	9.74	19.81	29.55	69.54	39.99	100	192	PASS
6	5.2045	15.48	19.87	35.35	69.54	34.19	100	138	PASS

AV Final Data List									
NO.	Freq. [MHz]	AV Reading [dBµV/m]	Factor [dB]	AV Value [dBµV/m]	AV Limit [dBµV/m]	AV Margin [dB]	Height [cm]	Angle [°]	Verdict
1	0.507	7.86	20.00	27.86	73.50	45.64	100	352	PASS
2	1.0409	11.28	20.19	31.47	67.26	35.79	100	314	PASS
3	2.4088	3.44	19.92	23.36	69.54	46.18	100	300	PASS

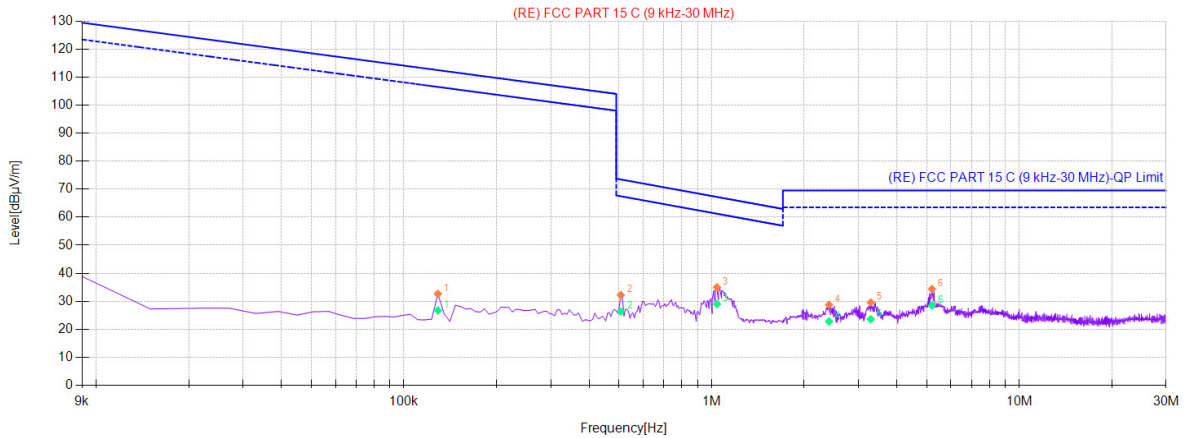
Project Information			
Mode:	12mm 50% Load	Voltage:	AC 120V/60Hz
Environment:	Temp: 18°C; Humi:54%	Engineer:	Lucas Xu



PK Final Data List									
NO.	Freq. [MHz]	PK Reading [dBµV/m]	Factor [dB]	PK Value [dBµV/m]	PK Limit [dBµV/m]	PK Margin [dB]	Height [cm]	Angle [°]	Verdict
1	0.129	14.37	19.91	34.28	112.57	78.29	100	341	PASS
2	0.507	13.46	20.00	33.46	73.50	40.04	100	219	PASS
3	0.7409	10.34	20.10	30.44	70.21	39.77	100	80	PASS
4	1.0649	15.57	20.19	35.76	67.06	31.30	100	193	PASS
5	1.1309	13.15	20.17	33.32	66.54	33.22	100	335	PASS
6	5.2045	12.69	19.87	32.56	69.54	36.98	100	220	PASS

AV Final Data List									
NO.	Freq. [MHz]	AV Reading [dBµV/m]	Factor [dB]	AV Value [dBµV/m]	AV Limit [dBµV/m]	AV Margin [dB]	Height [cm]	Angle [°]	Verdict
1	0.507	8.42	20.00	28.42	73.50	45.08	100	219	PASS
2	0.7409	6.48	20.10	26.58	70.21	43.63	100	80	PASS
3	1.0649	9.52	20.19	29.71	67.06	37.35	100	193	PASS

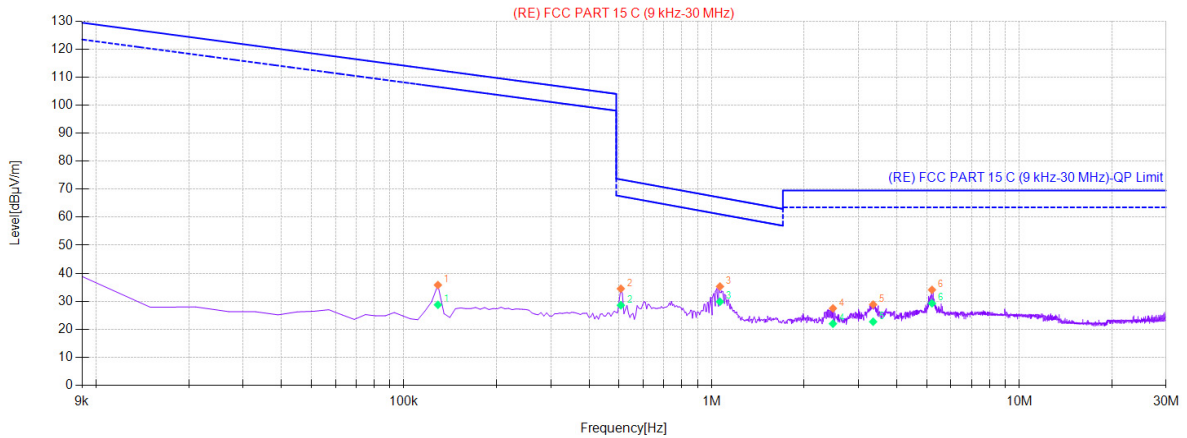
Project Information			
Mode:	12mm 10% Load	Voltage:	AC 120V/60Hz
Environment:	Temp: 18°C; Humi:54%	Engineer:	Lucas Xu



PK Final Data List									
NO.	Freq. [MHz]	PK Reading [dBµV/m]	Factor [dB]	PK Value [dBµV/m]	PK Limit [dBµV/m]	PK Margin [dB]	Height [cm]	Angle [°]	Verdict
1	0.129	12.71	19.91	32.62	112.57	79.95	100	311	PASS
2	0.507	12.17	20.00	32.17	73.50	41.33	100	352	PASS
3	1.0409	14.78	20.19	34.97	67.26	32.29	100	314	PASS
4	2.4088	8.78	19.92	28.70	69.54	40.84	100	300	PASS
5	3.2907	9.74	19.81	29.55	69.54	39.99	100	192	PASS
6	5.2045	14.48	19.87	34.35	69.54	35.19	100	138	PASS

AV Final Data List									
NO.	Freq. [MHz]	AV Reading [dBµV/m]	Factor [dB]	AV Value [dBµV/m]	AV Limit [dBµV/m]	AV Margin [dB]	Height [cm]	Angle [°]	Verdict
1	0.507	6.29	20.00	26.29	73.50	47.21	100	352	PASS
2	1.0409	8.76	20.19	28.95	67.26	38.31	100	314	PASS
3	2.4088	2.83	19.92	22.75	69.54	46.79	100	300	PASS

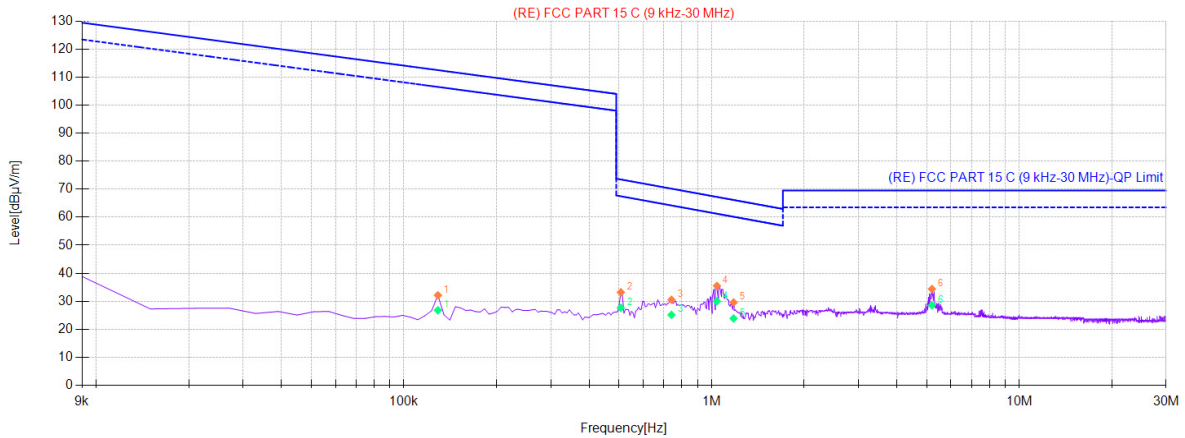
Project Information			
Mode:	0mm 100% Load	Voltage:	AC 120V/60Hz
Environment:	Temp: 18°C; Humi:54%	Engineer:	Lucas Xu



PK Final Data List									
NO.	Freq. [MHz]	PK Reading [dBµV/m]	Factor [dB]	PK Value [dBµV/m]	PK Limit [dBµV/m]	PK Margin [dB]	Height [cm]	Angle [°]	Verdict
1	0.129	15.87	19.91	35.78	112.57	76.79	100	341	PASS
2	0.507	14.46	20.00	34.46	73.50	39.04	100	219	PASS
3	1.0649	15.07	20.19	35.26	67.06	31.80	100	193	PASS
4	2.4808	7.54	19.90	27.44	69.54	42.10	100	297	PASS
5	3.3507	8.99	19.82	28.81	69.54	40.73	100	138	PASS
6	5.2045	14.19	19.87	34.06	69.54	35.48	100	220	PASS

AV Final Data List									
NO.	Freq. [MHz]	AV Reading [dBµV/m]	Factor [dB]	AV Value [dBµV/m]	AV Limit [dBµV/m]	AV Margin [dB]	Height [cm]	Angle [°]	Verdict
1	0.507	8.55	20.00	28.55	73.50	44.95	100	219	PASS
2	1.0649	9.64	20.19	29.83	67.06	37.23	100	193	PASS
3	2.4808	2.04	19.90	21.94	69.54	47.60	100	297	PASS

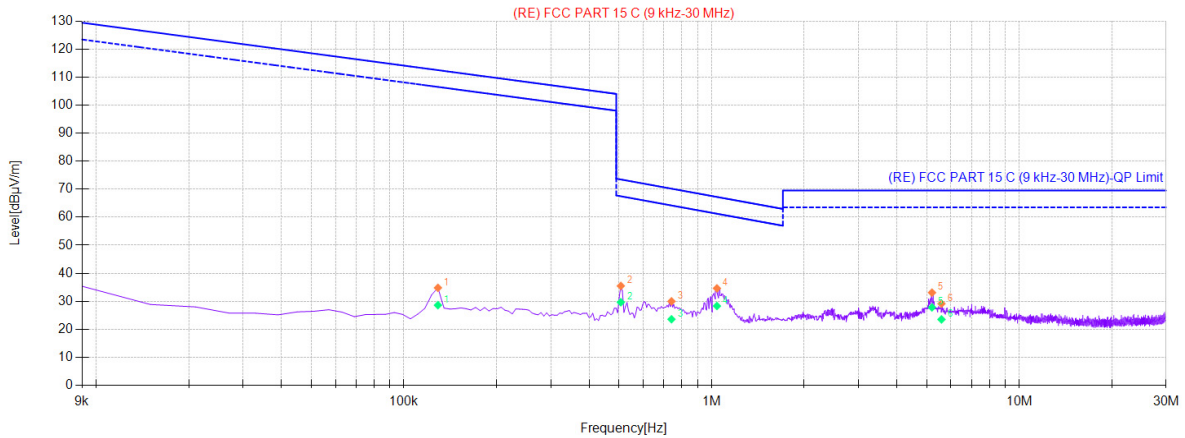
Project Information			
Mode:	0mm 50% Load	Voltage:	AC 120V/60Hz
Environment:	Temp: 18°C; Humi:54%	Engineer:	Lucas Xu



PK Final Data List									
NO.	Freq. [MHz]	PK Reading [dBµV/m]	Factor [dB]	PK Value [dBµV/m]	PK Limit [dBµV/m]	PK Margin [dB]	Height [cm]	Angle [°]	Verdict
1	0.129	12.21	19.91	32.12	112.57	80.45	100	311	PASS
2	0.507	13.17	20.00	33.17	73.50	40.33	100	352	PASS
3	0.7409	10.41	20.10	30.51	70.21	39.70	100	244	PASS
4	1.0409	15.28	20.19	35.47	67.26	31.79	100	314	PASS
5	1.1789	9.37	20.16	29.53	66.17	36.64	100	124	PASS
6	5.2045	14.48	19.87	34.35	69.54	35.19	100	138	PASS

AV Final Data List									
NO.	Freq. [MHz]	AV Reading [dBµV/m]	Factor [dB]	AV Value [dBµV/m]	AV Limit [dBµV/m]	AV Margin [dB]	Height [cm]	Angle [°]	Verdict
1	0.507	7.63	20.00	27.63	73.50	45.87	100	352	PASS
2	0.7409	5.01	20.10	25.11	70.21	45.10	100	244	PASS
3	1.0409	9.77	20.19	29.96	67.26	37.30	100	314	PASS

Project Information			
Mode:	0mm 10% Load	Voltage:	AC 120V/60Hz
Environment:	Temp: 18°C; Humi:54%	Engineer:	Lucas Xu

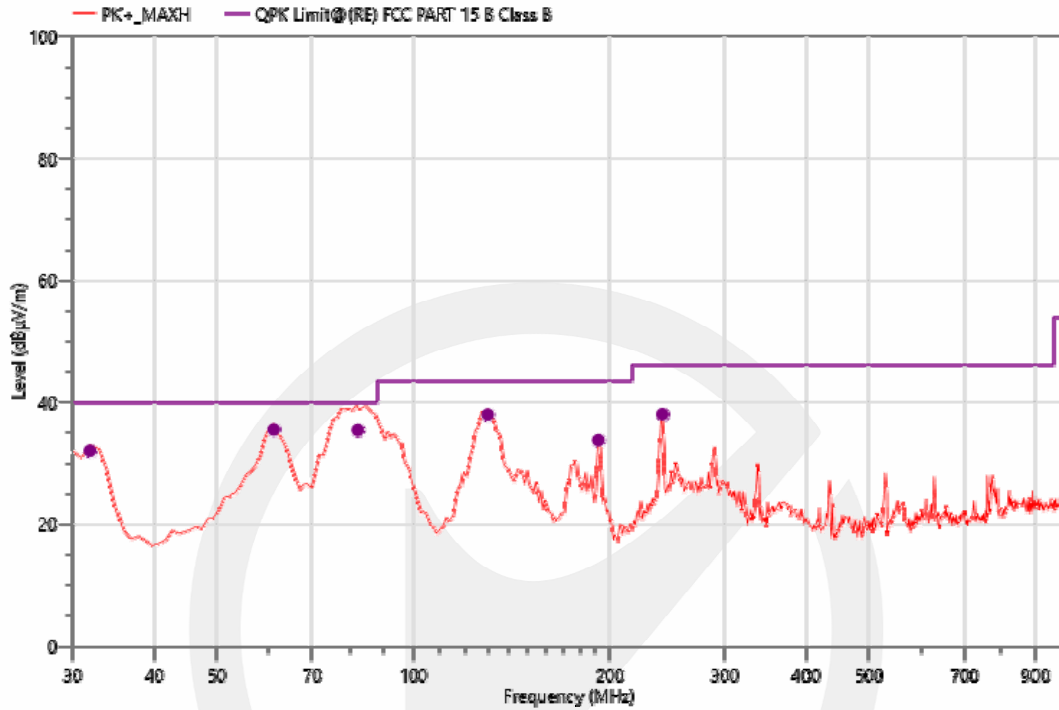


PK Final Data List									
NO.	Freq. [MHz]	PK Reading [dBµV/m]	Factor [dB]	PK Value [dBµV/m]	PK Limit [dBµV/m]	PK Margin [dB]	Height [cm]	Angle [°]	Verdict
1	0.129	14.87	19.91	34.78	112.57	77.79	100	341	PASS
2	0.507	15.46	20.00	35.46	73.50	38.04	100	219	PASS
3	0.7409	9.84	20.10	29.94	70.21	40.27	100	80	PASS
4	1.0409	14.40	20.19	34.59	67.26	32.67	100	264	PASS
5	5.2045	13.19	19.87	33.06	69.54	36.48	100	220	PASS
6	5.5884	9.30	19.81	29.11	69.54	40.43	100	190	PASS

AV Final Data List									
NO.	Freq. [MHz]	AV Reading [dBµV/m]	Factor [dB]	AV Value [dBµV/m]	AV Limit [dBµV/m]	AV Margin [dB]	Height [cm]	Angle [°]	Verdict
1	0.507	9.63	20.00	29.63	73.50	43.87	100	219	PASS
2	0.7409	3.44	20.10	23.54	70.21	46.67	100	80	PASS
3	1.0409	8.09	20.19	28.28	67.26	38.98	100	264	PASS

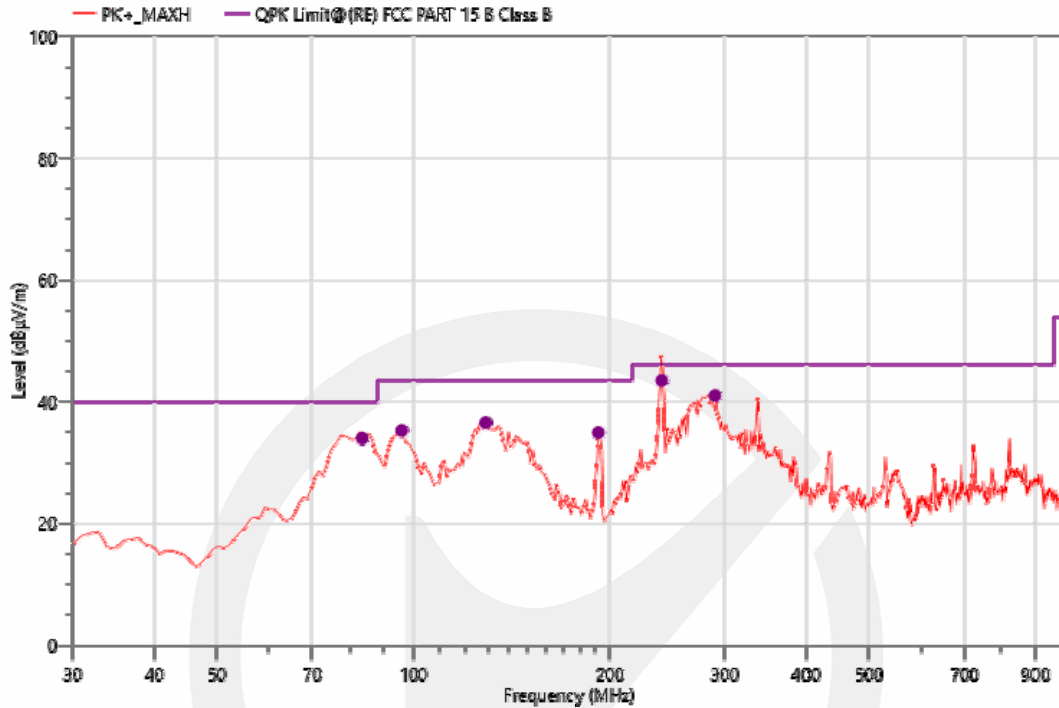
30MHz-1GHz:

Project Information			
Mode:	0mm 100%Load	Voltage:	AC 120V/60Hz
Environment:	Temp: 25°C; Humi:60%	Engineer:	Jackson Xue



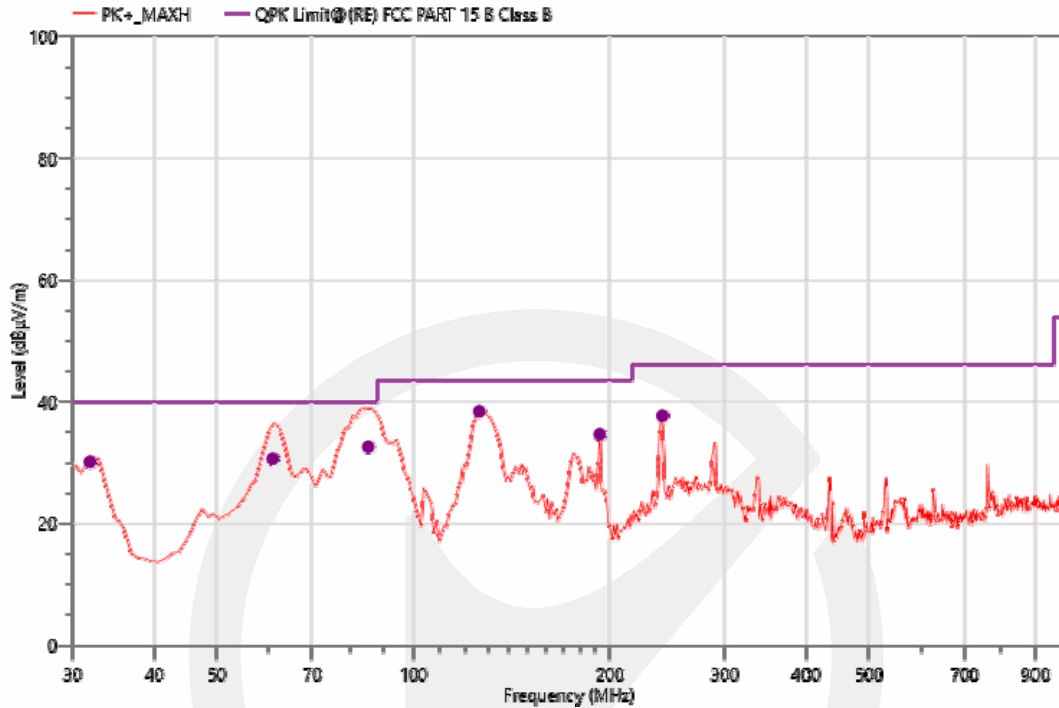
Freq. (MHz)	Reading (dBµV)	Meas. (dBµV/m)	Limit (dBµV/m)	Margin (dBµV/m)	Det.	Height (cm)	Pol.	Azimuth (deg)	Corr. (dB)	Verdict
31.94	62.49	32.01	40.00	7.99	QPK	100	V	43.1	-30.48	PASS
61.04	64.96	35.50	40.00	4.5	QPK	100	V	317.5	-29.46	PASS
82.03	68.94	35.42	40.00	4.58	QPK	125.8	V	52	-33.52	PASS
129.91	71.28	37.92	43.50	5.58	QPK	100	V	38.3	-33.36	PASS
191.99	65.32	33.75	43.50	9.75	QPK	100	V	203.2	-31.57	PASS
241.46	67.84	37.98	46.00	8.02	QPK	200	V	313.9	-29.86	PASS

Project Information			
Mode:	0mm 100%Load	Voltage:	AC 120V/60Hz
Environment:	Temp: 25°C; Humi:60%	Engineer:	Jackson Xue



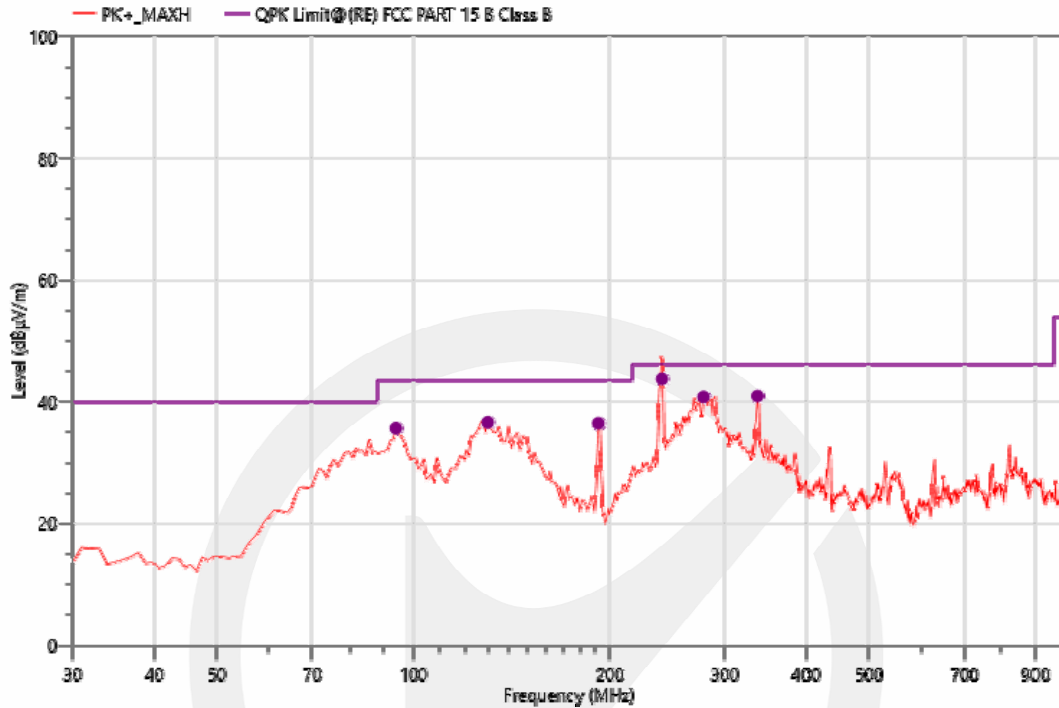
Freq. (MHz)	Reading (dBµV)	Meas. (dBµV/m)	Limit (dBµV/m)	Margin (dBµV/m)	Det.	Height (cm)	Pol.	Azimuth (deg)	Corr. (dB)	Verdict
83.35	67.20	33.96	40.00	6.04	QPK	200	H	0.0	-33.24	PASS
95.96	65.65	35.23	43.50	8.27	QPK	200	H	177.9	-30.42	PASS
128.94	69.72	36.52	43.50	6.98	QPK	200	H	168.4	-33.2	PASS
191.99	66.46	34.89	43.50	8.61	QPK	200	H	244.0	-31.57	PASS
240.90	73.33	42.45	46.00	3.55	QPK	100.0	H	43.3	-29.88	PASS
289.96	69.53	40.97	46.00	5.03	QPK	100	H	245.7	-28.56	PASS

Project Information			
Mode:	0mm 50%Load	Voltage:	AC 120V/60Hz
Environment:	Temp: 25°C; Humi:60%	Engineer:	Jackson Xue



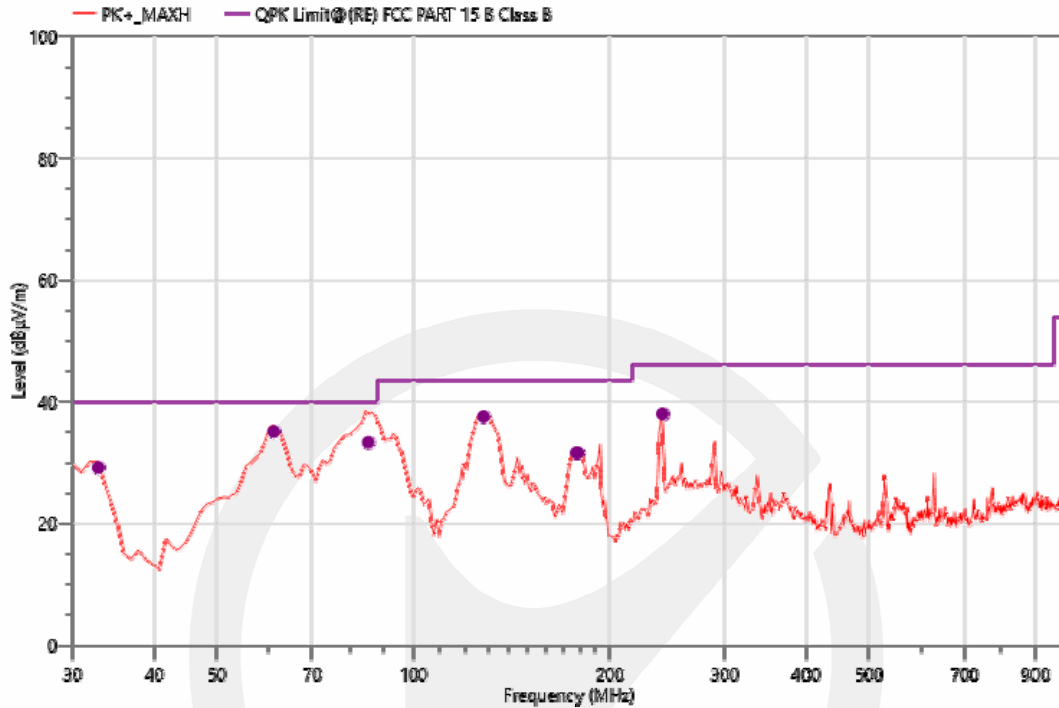
Freq. (MHz)	Reading (dBµV)	Meas. (dBµV/m)	Limit (dBµV/m)	Margin (dBµV/m)	Det.	Height (cm)	Pol.	Azimuth (deg)	Corr. (dB)	Verdict
31.94	60.56	30.08	40.00	9.92	QPK	100	V	270.0	-30.48	PASS
60.81	60.00	30.59	40.00	9.41	QPK	100.0	V	217.7	-29.41	PASS
85.14	65.43	32.56	40.00	7.44	QPK	100.0	V	21.2	-32.87	PASS
126.03	71.09	38.36	43.50	5.14	QPK	100	V	272.4	-32.73	PASS
192.96	66.15	34.61	43.50	8.89	QPK	100	V	0.7	-31.54	PASS
241.46	67.51	37.65	46.00	8.35	QPK	200	V	307.2	-29.86	PASS

Project Information			
Mode:	0mm 50%Load	Voltage:	AC 120V/60Hz
Environment:	Temp: 25°C; Humi:60%	Engineer:	Jackson Xue



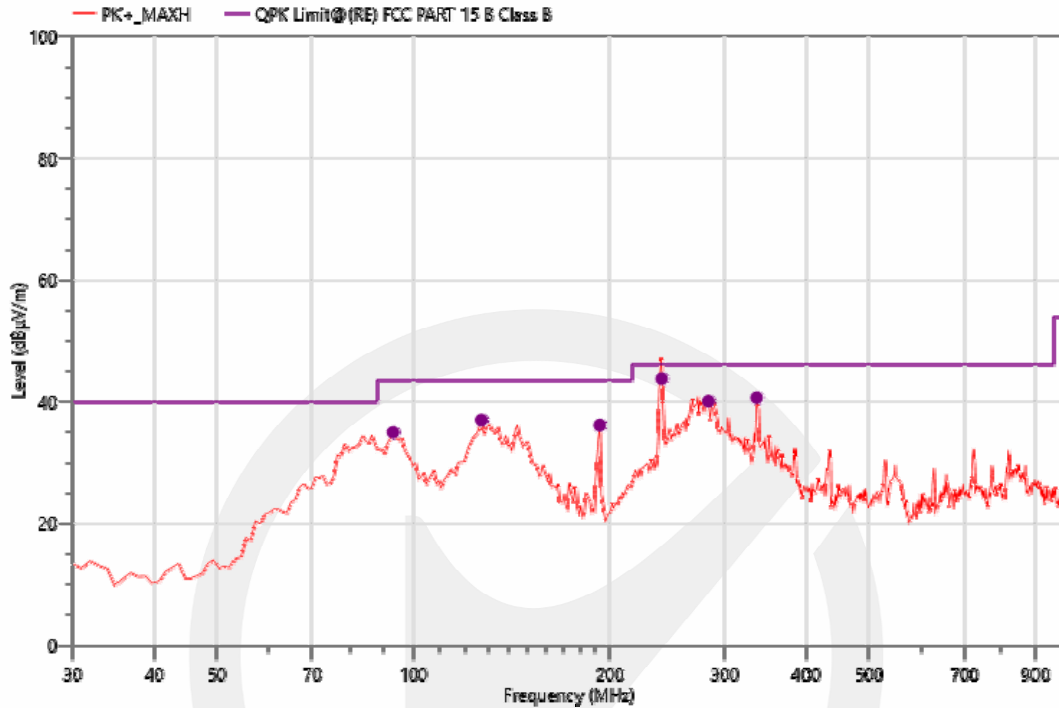
Freq. (MHz)	Reading (dBµV)	Meas. (dBµV/m)	Limit (dBµV/m)	Margin (dBµV/m)	Det.	Height (cm)	Pol.	Azimuth (deg)	Corr. (dB)	Verdict
94.02	66.43	35.60	43.50	7.9	QPK	200	H	179.6	-30.83	PASS
129.91	69.94	36.58	43.50	6.92	QPK	200	H	168.9	-33.36	PASS
191.99	67.99	36.42	43.50	7.08	QPK	200	H	242.7	-31.57	PASS
241.10	73.58	42.71	46.00	3.29	QPK	100.0	H	66.1	-29.87	PASS
278.32	69.73	40.74	46.00	5.26	QPK	100	H	67.9	-28.99	PASS
337.49	67.84	40.89	46.00	5.11	QPK	100	H	185.8	-26.95	PASS

Project Information			
Mode:	0mm 10%Load	Voltage:	AC 120V/60Hz
Environment:	Temp: 25°C; Humi:60%	Engineer:	Jackson Xue



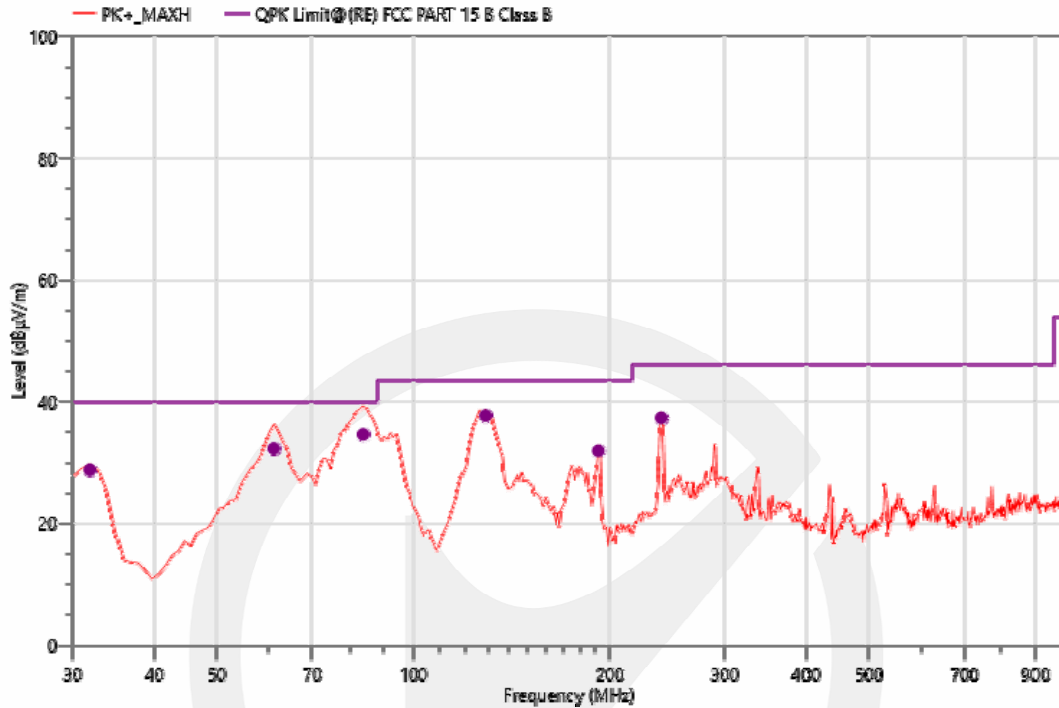
Freq. (MHz)	Reading (dBµV)	Meas. (dBµV/m)	Limit (dBµV/m)	Margin (dBµV/m)	Det.	Height (cm)	Pol.	Azimuth (deg)	Corr. (dB)	Verdict
32.91	59.57	29.15	40.00	10.85	QPK	100	V	243.1	-30.42	PASS
61.04	64.52	35.06	40.00	4.94	QPK	100	V	19.3	-29.46	PASS
85.14	66.17	33.31	40.00	6.69	QPK	100.0	V	27.1	-32.86	PASS
127.97	70.56	37.52	43.50	5.98	QPK	100	V	360.0	-33.04	PASS
178.41	64.08	31.58	43.50	11.92	QPK	100	V	287.8	-32.5	PASS
241.46	67.82	37.96	46.00	8.04	QPK	200	V	300.8	-29.86	PASS

Project Information			
Mode:	0mm 10%Load	Voltage:	AC 120V/60Hz
Environment:	Temp: 25°C; Humi:60%	Engineer:	Jackson Xue



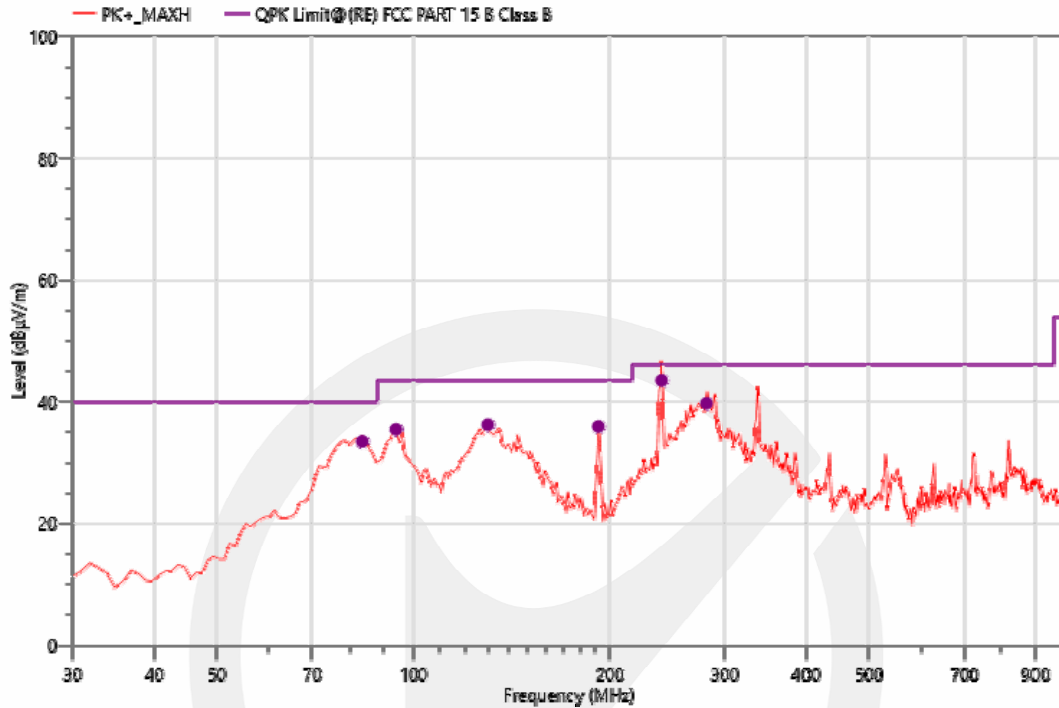
Freq. (MHz)	Reading (dBµV)	Meas. (dBµV/m)	Limit (dBµV/m)	Margin (dBµV/m)	Det.	Height (cm)	Pol.	Azimuth (deg)	Corr. (dB)	Verdict
93.05	65.98	34.95	43.50	8.55	QPK	200	H	195.9	-31.03	PASS
127.00	69.82	36.94	43.50	6.56	QPK	200	H	138.2	-32.88	PASS
192.96	67.65	36.11	43.50	7.39	QPK	100	H	74.2	-31.54	PASS
240.89	73.62	42.74	46.00	3.26	QPK	100.0	H	52.2	-29.88	PASS
283.17	68.87	40.05	46.00	5.95	QPK	100	H	67.7	-28.82	PASS
336.52	67.62	40.63	46.00	5.37	QPK	100	H	161.7	-26.99	PASS

Project Information			
Mode:	6mm 100%Load	Voltage:	AC 120V/60Hz
Environment:	Temp: 25°C; Humi:60%	Engineer:	Jackson Xue



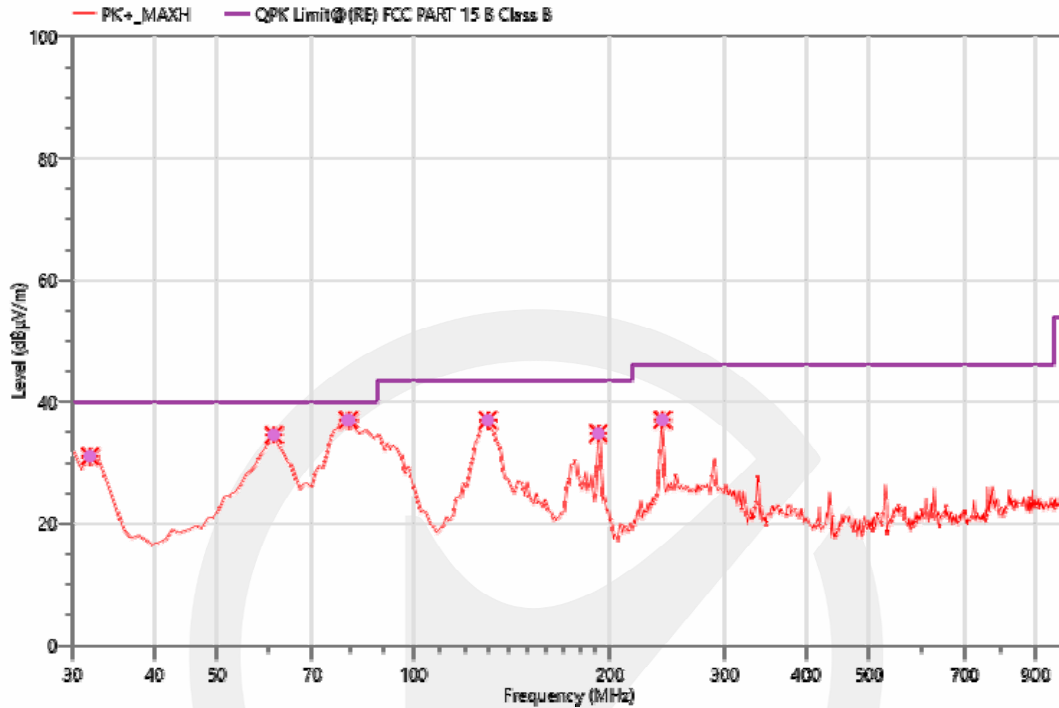
Freq. (MHz)	Reading (dBµV)	Meas. (dBµV/m)	Limit (dBµV/m)	Margin (dBµV/m)	Det.	Height (cm)	Pol.	Azimuth (deg)	Corr. (dB)	Verdict
31.94	59.25	28.77	40.00	11.23	QPK	100	V	54.4	-30.48	PASS
61.04	61.74	32.28	40.00	7.72	QPK	100	V	295.5	-29.46	PASS
83.60	67.78	34.59	40.00	5.41	QPK	100.0	V	77.0	-33.19	PASS
128.94	70.89	37.69	43.50	5.81	QPK	100	V	199.1	-33.2	PASS
191.99	63.46	31.89	43.50	11.61	QPK	100	V	360.0	-31.57	PASS
240.49	67.21	37.32	46.00	8.68	QPK	100	V	0.0	-29.89	PASS

Project Information			
Mode:	6mm 100%Load	Voltage:	AC 120V/60Hz
Environment:	Temp: 25°C; Humi:60%	Engineer:	Jackson Xue



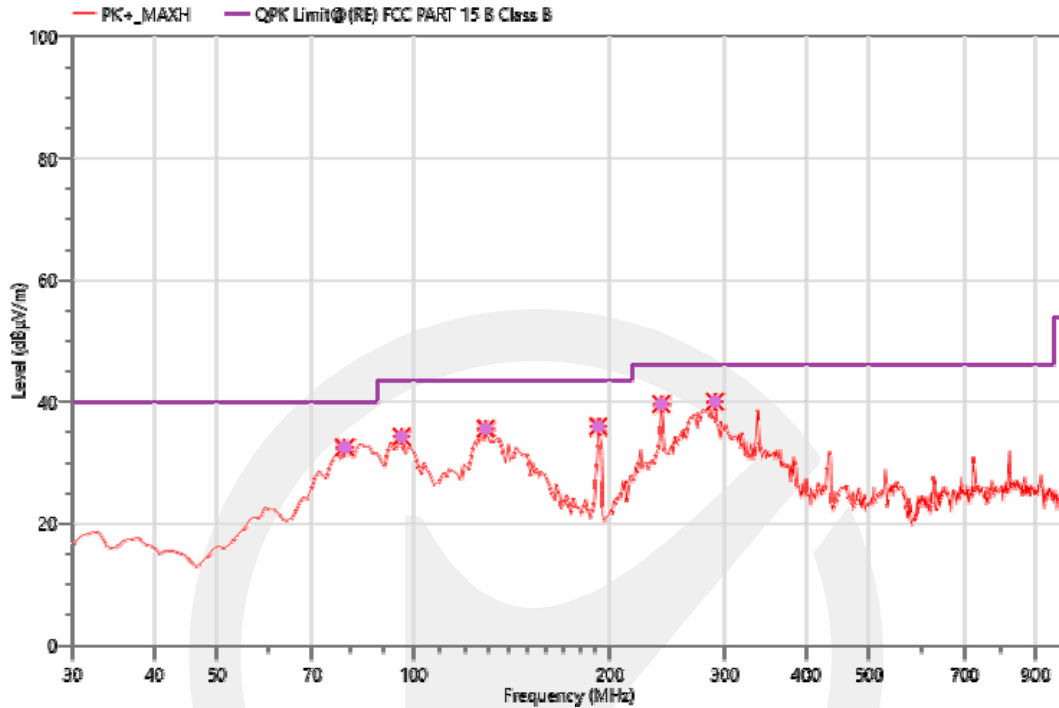
Freq. (MHz)	Reading (dBµV)	Meas. (dBµV/m)	Limit (dBµV/m)	Margin (dBµV/m)	Det.	Height (cm)	Pol.	Azimuth (deg)	Corr. (dB)	Verdict
83.35	66.68	33.44	40.00	6.56	QPK	200	H	360	-33.24	PASS
94.02	66.26	35.43	43.50	8.07	QPK	200	H	185.5	-30.83	PASS
129.91	69.54	36.18	43.50	7.32	QPK	200	H	155.7	-33.36	PASS
191.99	67.46	35.89	43.50	7.61	QPK	100	H	48.8	-31.57	PASS
240.78	73.35	42.46	46.00	3.54	QPK	100.0	H	57.7	-29.89	PASS
281.23	68.59	39.69	46.00	6.31	QPK	100	H	48.8	-28.9	PASS

Project Information			
Mode:	6mm 50%Load	Voltage:	AC 120V/60Hz
Environment:	Temp: 25°C; Humi:60%	Engineer:	Jackson Xue



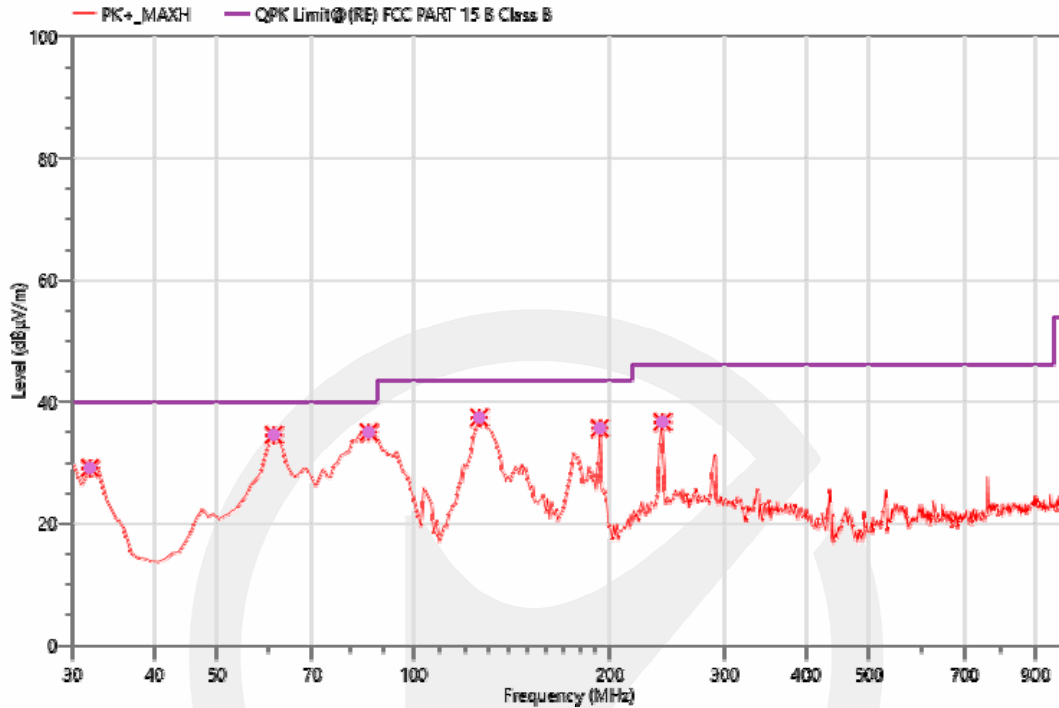
Freq. (MHz)	Reading (dBµV)	Meas. (dBµV/m)	Limit (dBµV/m)	Margin (dBµV/m)	Det.	Height (cm)	Pol.	Azimuth (deg)	Corr. (dB)	Verdict
31.94	61.49	31.01	40.00	8.99	QPK	100	V	43.1	-30.48	PASS
61.04	63.96	34.50	40.00	5.5	QPK	100	V	317.5	-29.46	PASS
79.47	70.80	36.95	40.00	3.05	QPK	100	V	74.6	-33.85	PASS
129.91	70.28	36.92	43.50	6.58	QPK	100	V	38.3	-33.36	PASS
191.99	66.32	34.75	43.50	8.75	QPK	100	V	203.2	-31.57	PASS
241.46	66.84	36.98	46.00	9.02	QPK	200	V	313.9	-29.86	PASS

Project Information			
Mode:	6mm 50%Load	Voltage:	AC 120V/60Hz
Environment:	Temp: 25°C; Humi:60%	Engineer:	Jackson Xue



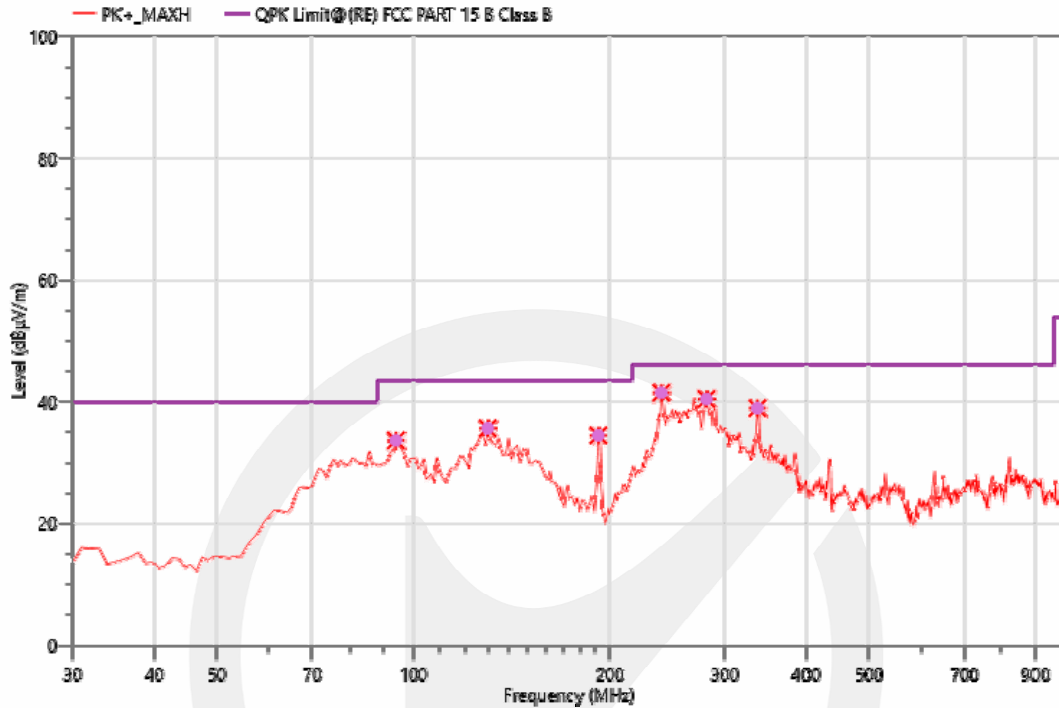
Freq. (MHz)	Reading (dBµV)	Meas. (dBµV/m)	Limit (dBµV/m)	Margin (dBµV/m)	Det.	Height (cm)	Pol.	Azimuth (deg)	Corr. (dB)	Verdict
78.50	66.12	32.46	40.00	7.54	QPK	200	H	173.8	-33.66	PASS
95.96	64.65	34.23	43.50	9.27	QPK	200	H	177.9	-30.42	PASS
128.94	68.72	35.52	43.50	7.98	QPK	200	H	168.4	-33.2	PASS
191.99	67.46	35.89	43.50	7.61	QPK	200	H	244.0	-31.57	PASS
240.49	69.47	39.58	46.00	6.42	QPK	100	H	71.3	-29.89	PASS
289.96	68.53	39.97	46.00	6.03	QPK	100	H	245.7	-28.56	PASS

Project Information			
Mode:	6mm 10%Load	Voltage:	AC 120V/60Hz
Environment:	Temp: 25°C; Humi:60%	Engineer:	Jackson Xue



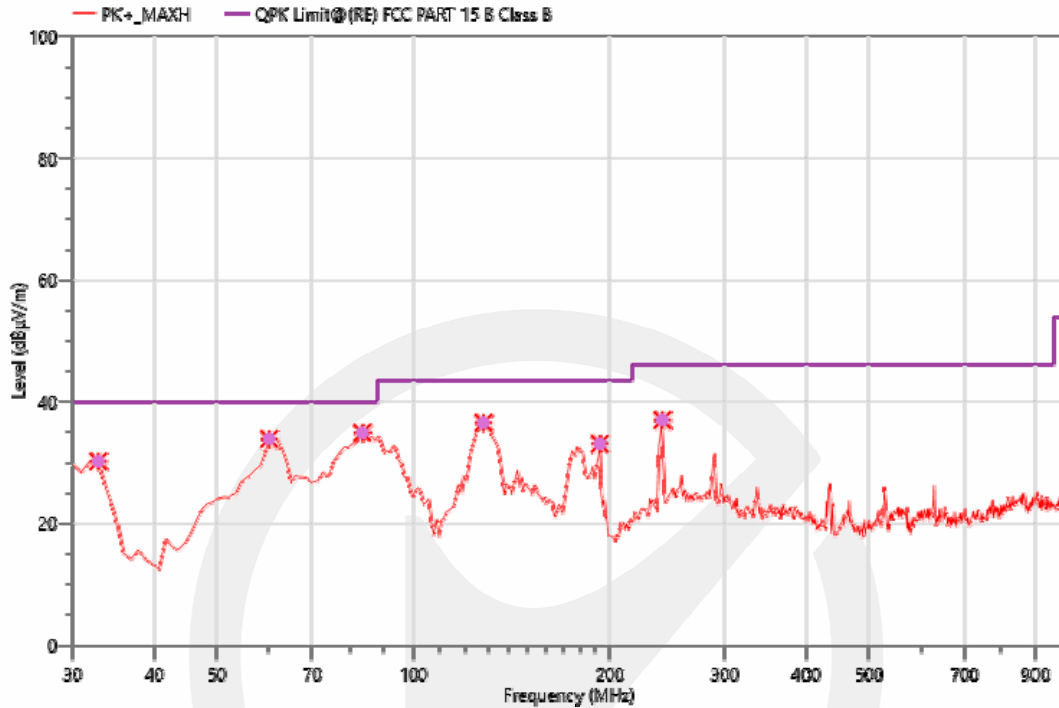
Freq. (MHz)	Reading (dBµV)	Meas. (dBµV/m)	Limit (dBµV/m)	Margin (dBµV/m)	Det.	Height (cm)	Pol.	Azimuth (deg)	Corr. (dB)	Verdict
31.94	59.56	29.08	40.00	10.92	QPK	100	V	270.0	-30.48	PASS
61.04	63.99	34.53	40.00	5.47	QPK	100	V	217.7	-29.46	PASS
85.29	67.77	34.94	40.00	5.06	QPK	100	V	21.2	-32.83	PASS
126.03	70.09	37.36	43.50	6.14	QPK	100	V	272.4	-32.73	PASS
192.96	67.15	35.61	43.50	7.89	QPK	100	V	0.7	-31.54	PASS
241.46	66.51	36.65	46.00	9.35	QPK	200	V	307.2	-29.86	PASS

Project Information			
Mode:	6mm 10%Load	Voltage:	AC 120V/60Hz
Environment:	Temp: 25°C; Humi:60%	Engineer:	Jackson Xue



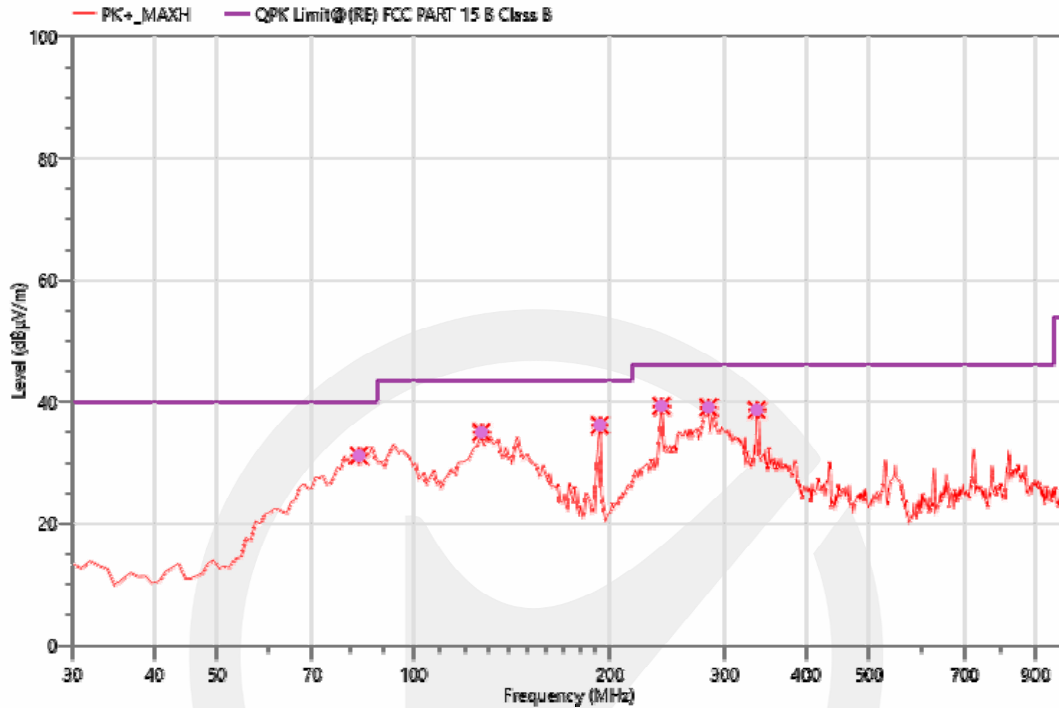
Freq. (MHz)	Reading (dBµV)	Meas. (dBµV/m)	Limit (dBµV/m)	Margin (dBµV/m)	Det.	Height (cm)	Pol.	Azimuth (deg)	Corr. (dB)	Verdict
94.02	64.43	33.60	43.50	9.9	QPK	200	H	179.6	-30.83	PASS
129.91	68.94	35.58	43.50	7.92	QPK	200	H	168.9	-33.36	PASS
191.99	65.99	34.42	43.50	9.08	QPK	200	H	242.7	-31.57	PASS
240.49	71.32	41.43	46.00	4.57	QPK	100	H	66.1	-29.89	PASS
281.23	69.29	40.39	46.00	5.61	QPK	100	H	40.5	-28.9	PASS
337.49	65.84	38.89	46.00	7.11	QPK	100	H	185.8	-26.95	PASS

Project Information			
Mode:	12mm 100%Load	Voltage:	AC 120V/60Hz
Environment:	Temp: 25°C; Humi:60%	Engineer:	Jackson Xue



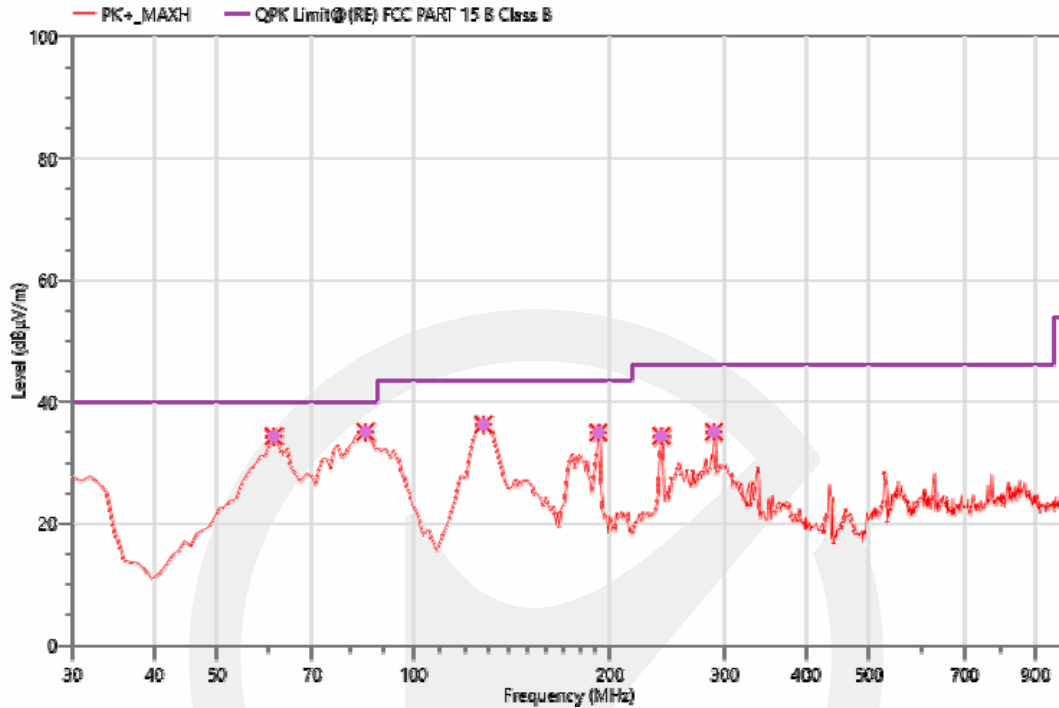
Freq. (MHz)	Reading (dBµV)	Meas. (dBµV/m)	Limit (dBµV/m)	Margin (dBµV/m)	Det.	Height (cm)	Pol.	Azimuth (deg)	Corr. (dB)	Verdict
32.91	60.57	30.15	40.00	9.85	QPK	100	V	243.1	-30.42	PASS
60.07	63.09	33.86	40.00	6.14	QPK	100	V	2.7	-29.23	PASS
83.35	68.10	34.86	40.00	5.14	QPK	200	V	35.9	-33.24	PASS
127.97	69.56	36.52	43.50	6.98	QPK	100	V	360.0	-33.04	PASS
192.96	64.58	33.04	43.50	10.46	QPK	100	V	210.4	-31.54	PASS
241.46	66.82	36.96	46.00	9.04	QPK	200	V	300.8	-29.86	PASS

Project Information			
Mode:	12mm 100%Load	Voltage:	AC 120V/60Hz
Environment:	Temp: 25°C; Humi:60%	Engineer:	Jackson Xue



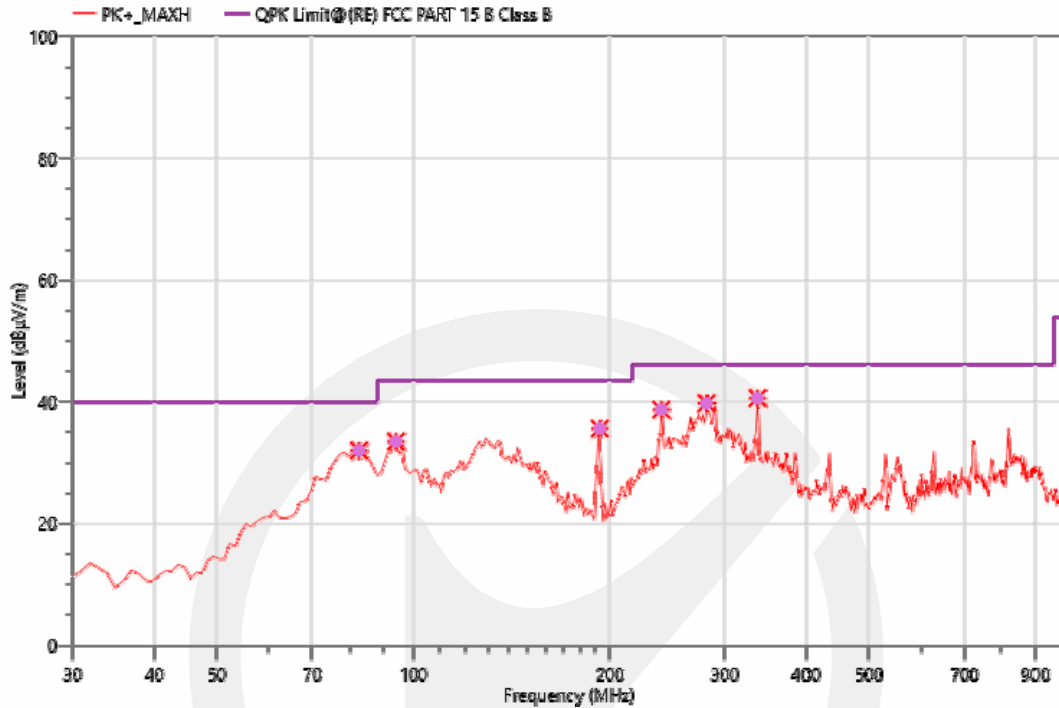
Freq. (MHz)	Reading (dBµV)	Meas. (dBµV/m)	Limit (dBµV/m)	Margin (dBµV/m)	Det.	Height (cm)	Pol.	Azimuth (deg)	Corr. (dB)	Verdict
82.38	64.56	31.11	40.00	8.89	QPK	200	H	360	-33.45	PASS
127.00	67.82	34.94	43.50	8.56	QPK	200	H	138.2	-32.88	PASS
192.96	67.65	36.11	43.50	7.39	QPK	100	H	74.2	-31.54	PASS
240.49	69.15	39.26	46.00	6.74	QPK	100	H	52.2	-29.89	PASS
283.17	67.87	39.05	46.00	6.95	QPK	100	H	67.7	-28.82	PASS
336.52	65.62	38.63	46.00	7.37	QPK	100	H	161.7	-26.99	PASS

Project Information			
Mode:	12mm 50%Load	Voltage:	AC 120V/60Hz
Environment:	Temp: 25°C; Humi:60%	Engineer:	Jackson Xue



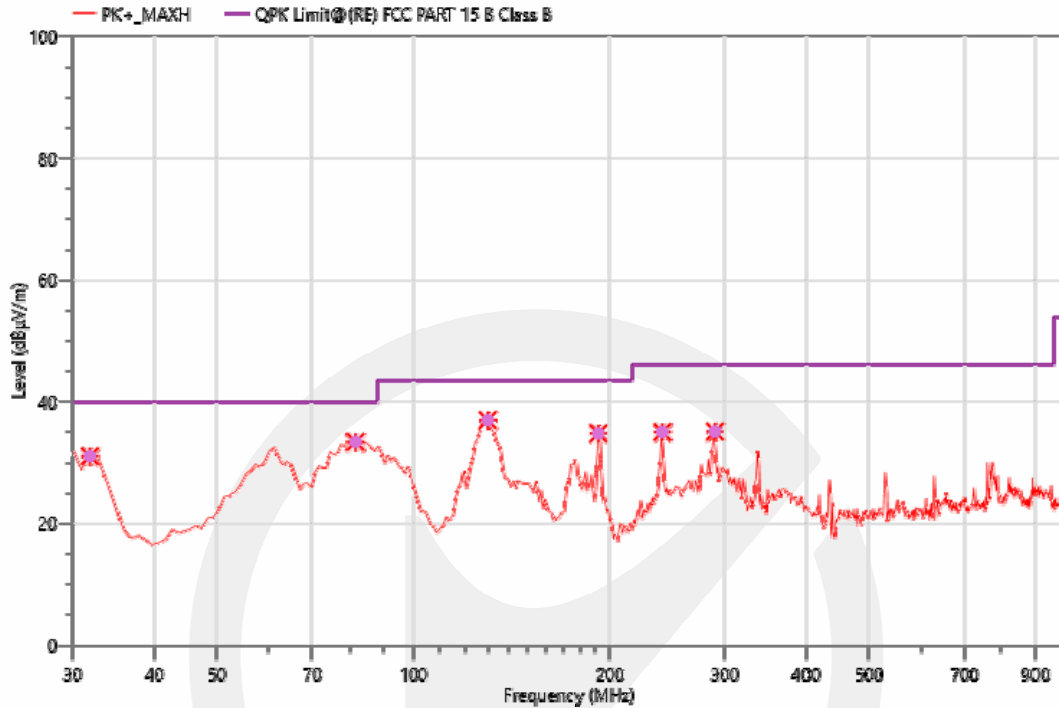
Freq. (MHz)	Reading (dBµV)	Meas. (dBµV/m)	Limit (dBµV/m)	Margin (dBµV/m)	Det.	Height (cm)	Pol.	Azimuth (deg)	Corr. (dB)	Verdict
61.04	63.74	34.28	40.00	5.72	QPK	100	V	295.5	-29.46	PASS
84.32	68.05	35.01	40.00	4.99	QPK	100	V	47.3	-33.04	PASS
127.97	69.27	36.23	43.50	7.27	QPK	100	V	157.4	-33.04	PASS
191.99	66.46	34.89	43.50	8.61	QPK	100	V	360.0	-31.57	PASS
240.49	64.21	34.32	46.00	11.68	QPK	100	V	0.0	-29.89	PASS
288.99	63.62	35.02	46.00	10.98	QPK	100	V	28.2	-28.6	PASS

Project Information			
Mode:	12mm 50%Load	Voltage:	AC 120V/60Hz
Environment:	Temp: 25°C; Humi:60%	Engineer:	Jackson Xue



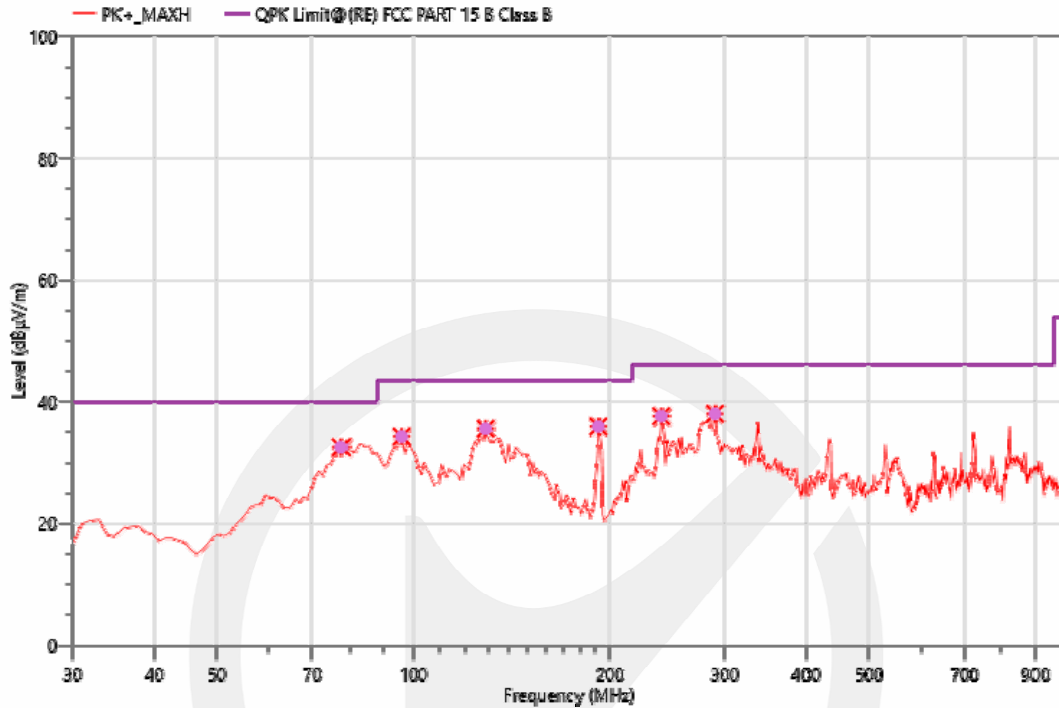
Freq. (MHz)	Reading (dBµV)	Meas. (dBµV/m)	Limit (dBµV/m)	Margin (dBµV/m)	Det.	Height (cm)	Pol.	Azimuth (deg)	Corr. (dB)	Verdict
82.38	65.41	31.96	40.00	8.04	QPK	200	H	360	-33.45	PASS
94.02	64.26	33.43	43.50	10.07	QPK	200	H	185.5	-30.83	PASS
192.96	67.09	35.55	43.50	7.95	QPK	200	H	287.9	-31.54	PASS
240.49	68.55	38.66	46.00	7.34	QPK	100	H	57.7	-29.89	PASS
281.23	68.59	39.69	46.00	6.31	QPK	100	H	48.8	-28.9	PASS
337.49	67.49	40.54	46.00	5.46	QPK	100	H	148.2	-26.95	PASS

Project Information			
Mode:	12mm 10%Load	Voltage:	AC 120V/60Hz
Environment:	Temp: 25°C; Humi:60%	Engineer:	Jackson Xue



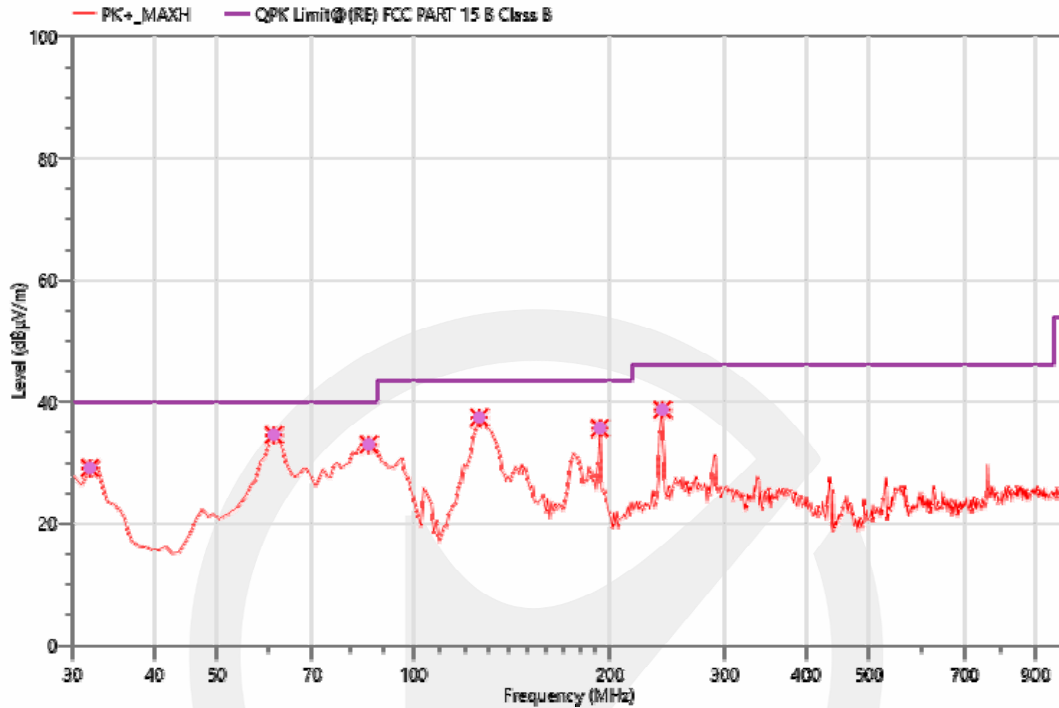
Freq. (MHz)	Reading (dBµV)	Meas. (dBµV/m)	Limit (dBµV/m)	Margin (dBµV/m)	Det.	Height (cm)	Pol.	Azimuth (deg)	Corr. (dB)	Verdict
31.94	61.49	31.01	40.00	8.99	QPK	100	V	43.1	-30.48	PASS
81.41	67.02	33.37	40.00	6.63	QPK	100	V	66.9	-33.65	PASS
129.91	70.28	36.92	43.50	6.58	QPK	100	V	38.3	-33.36	PASS
191.99	66.32	34.75	43.50	8.75	QPK	100	V	203.2	-31.57	PASS
241.46	64.84	34.98	46.00	11.02	QPK	200	V	313.9	-29.86	PASS
289.96	63.62	35.06	46.00	10.94	QPK	200	V	10.3	-28.56	PASS

Project Information			
Mode:	12mm 10%Load	Voltage:	AC 120V/60Hz
Environment:	Temp: 25°C; Humi:60%	Engineer:	Jackson Xue



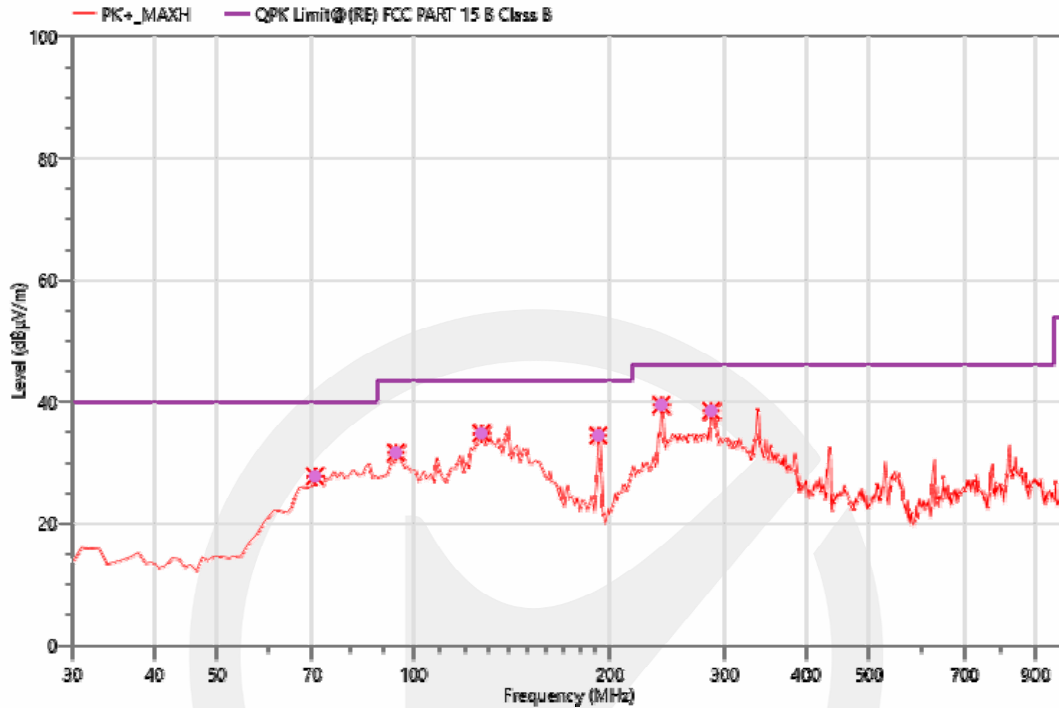
Freq. (MHz)	Reading (dBµV)	Meas. (dBµV/m)	Limit (dBµV/m)	Margin (dBµV/m)	Det.	Height (cm)	Pol.	Azimuth (deg)	Corr. (dB)	Verdict
77.53	65.96	32.48	40.00	7.52	QPK	200	H	192.8	-33.48	PASS
95.96	64.65	34.23	43.50	9.27	QPK	200	H	177.9	-30.42	PASS
128.94	68.72	35.52	43.50	7.98	QPK	200	H	168.4	-33.2	PASS
191.99	67.46	35.89	43.50	7.61	QPK	200	H	244.0	-31.57	PASS
240.49	67.47	37.58	46.00	8.42	QPK	100	H	71.3	-29.89	PASS
289.96	66.53	37.97	46.00	8.03	QPK	100	H	245.7	-28.56	PASS

Project Information			
Mode:	18mm 100%Load	Voltage:	AC 120V/60Hz
Environment:	Temp: 25°C; Humi:60%	Engineer:	Jackson Xue



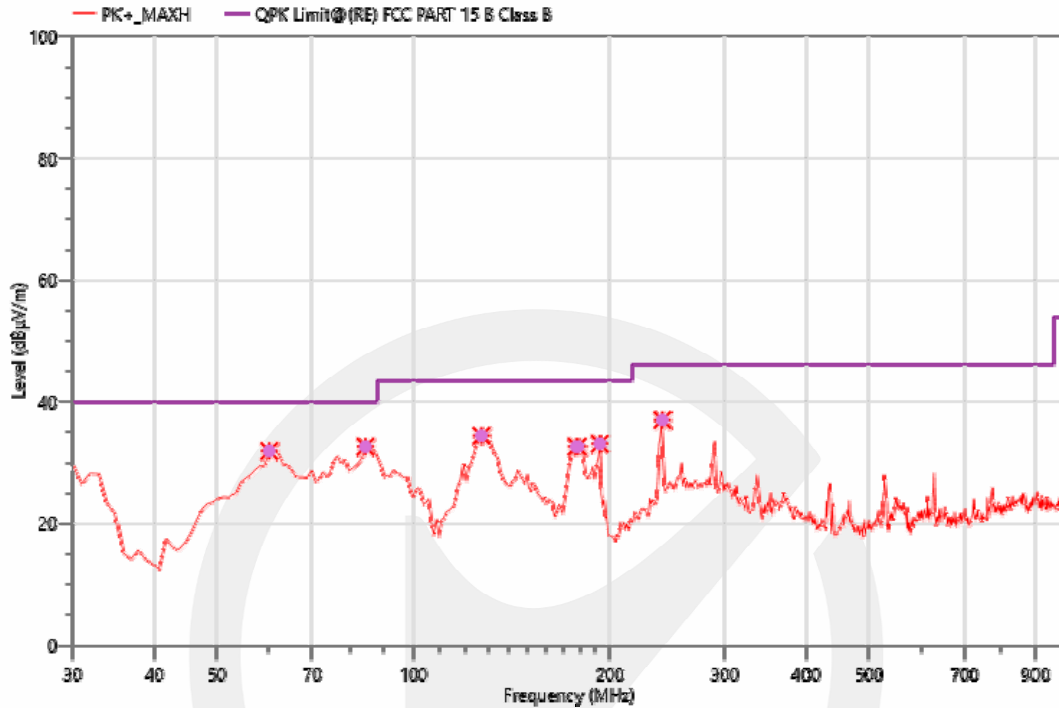
Freq. (MHz)	Reading (dBµV)	Meas. (dBµV/m)	Limit (dBµV/m)	Margin (dBµV/m)	Det.	Height (cm)	Pol.	Azimuth (deg)	Corr. (dB)	Verdict
31.94	59.56	29.08	40.00	10.92	QPK	100	V	270.0	-30.48	PASS
61.04	63.99	34.53	40.00	5.47	QPK	100	V	217.7	-29.46	PASS
85.29	65.77	32.94	40.00	7.06	QPK	100	V	21.2	-32.83	PASS
126.03	70.09	37.36	43.50	6.14	QPK	100	V	272.4	-32.73	PASS
192.96	67.15	35.61	43.50	7.89	QPK	100	V	0.7	-31.54	PASS
241.46	68.51	38.65	46.00	7.35	QPK	200	V	307.2	-29.86	PASS

Project Information			
Mode:	18mm 100%Load	Voltage:	AC 120V/60Hz
Environment:	Temp: 25°C; Humi:60%	Engineer:	Jackson Xue



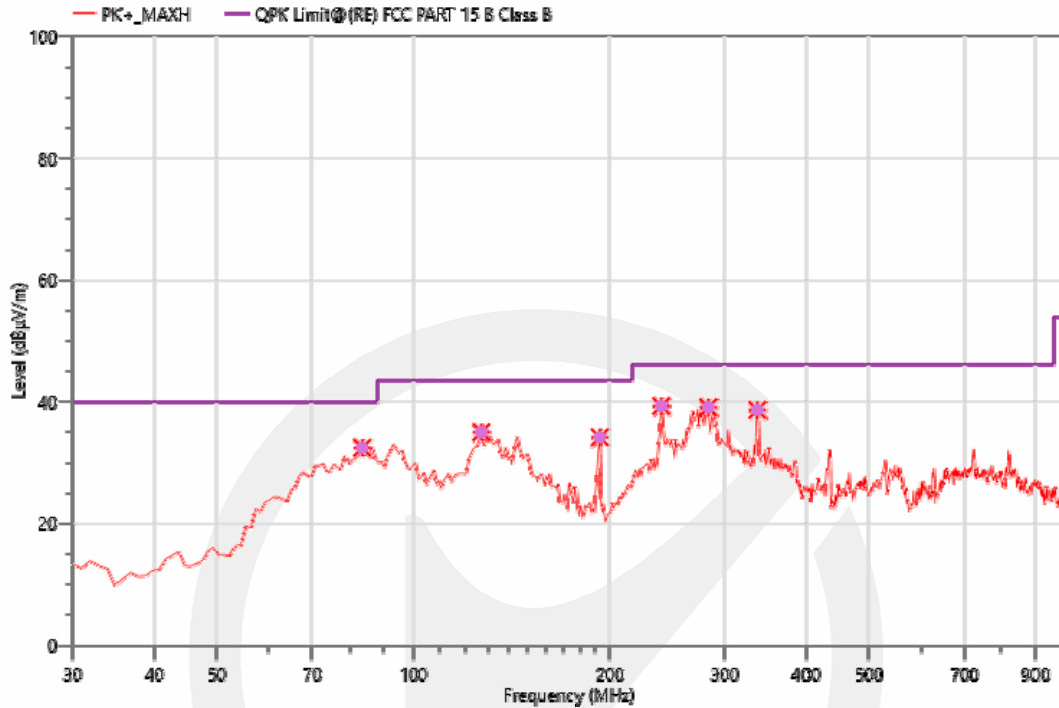
Freq. (MHz)	Reading (dBµV)	Meas. (dBµV/m)	Limit (dBµV/m)	Margin (dBµV/m)	Det.	Height (cm)	Pol.	Azimuth (deg)	Corr. (dB)	Verdict
70.74	59.89	27.71	40.00	12.29	QPK	200	H	173.6	-32.18	PASS
94.02	62.43	31.60	43.50	11.9	QPK	200	H	179.6	-30.83	PASS
127.00	67.66	34.78	43.50	8.72	QPK	200	H	179.0	-32.88	PASS
191.99	65.99	34.42	43.50	9.08	QPK	200	H	242.7	-31.57	PASS
240.49	69.32	39.43	46.00	6.57	QPK	100	H	66.1	-29.89	PASS
286.08	67.17	38.46	46.00	7.54	QPK	100	H	60.2	-28.71	PASS

Project Information			
Mode:	18mm 50%Load	Voltage:	AC 120V/60Hz
Environment:	Temp: 25°C; Humi:60%	Engineer:	Jackson Xue



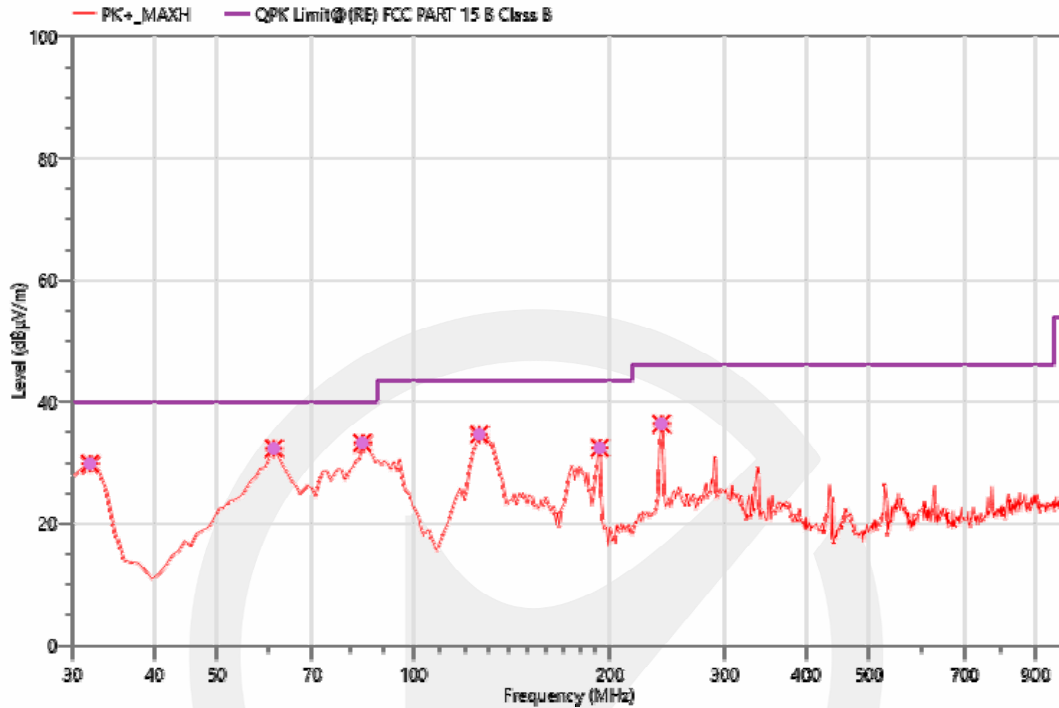
Freq. (MHz)	Reading (dBµV)	Meas. (dBµV/m)	Limit (dBµV/m)	Margin (dBµV/m)	Det.	Height (cm)	Pol.	Azimuth (deg)	Corr. (dB)	Verdict
60.07	61.09	31.86	40.00	8.14	QPK	100	V	2.7	-29.23	PASS
84.32	65.61	32.57	40.00	7.43	QPK	100	V	27.1	-33.04	PASS
127.00	67.25	34.37	43.50	9.13	QPK	100	V	132.4	-32.88	PASS
178.41	65.08	32.58	43.50	10.92	QPK	100	V	287.8	-32.5	PASS
192.96	64.58	33.04	43.50	10.46	QPK	100	V	210.4	-31.54	PASS
241.46	66.82	36.96	46.00	9.04	QPK	200	V	300.8	-29.86	PASS

Project Information			
Mode:	18mm 50%Load	Voltage:	AC 120V/60Hz
Environment:	Temp: 25°C; Humi:60%	Engineer:	Jackson Xue



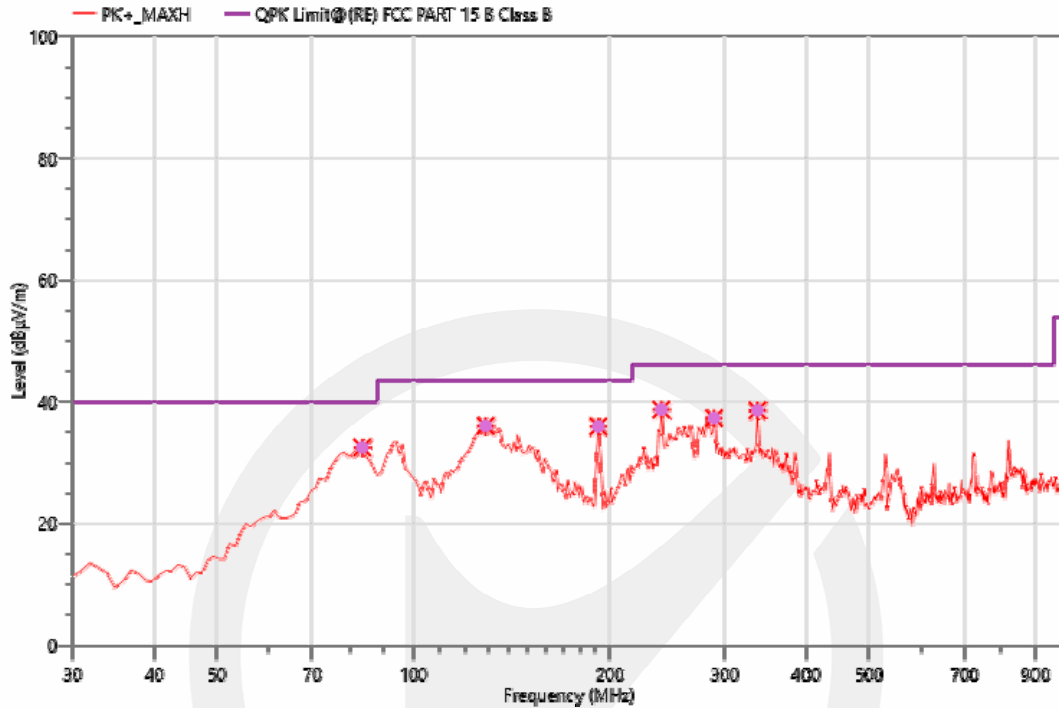
Freq. (MHz)	Reading (dBµV)	Meas. (dBµV/m)	Limit (dBµV/m)	Margin (dBµV/m)	Det.	Height (cm)	Pol.	Azimuth (deg)	Corr. (dB)	Verdict
83.35	65.61	32.37	40.00	7.63	QPK	200	H	360	-33.24	PASS
127.00	67.82	34.94	43.50	8.56	QPK	200	H	138.2	-32.88	PASS
192.96	65.65	34.11	43.50	9.39	QPK	100	H	74.2	-31.54	PASS
240.49	69.15	39.26	46.00	6.74	QPK	100	H	52.2	-29.89	PASS
283.17	67.87	39.05	46.00	6.95	QPK	100	H	67.7	-28.82	PASS
337.49	65.55	38.60	46.00	7.4	QPK	100	H	152.2	-26.95	PASS

Project Information			
Mode:	18mm 10%Load	Voltage:	AC 120V/60Hz
Environment:	Temp: 25°C; Humi:60%	Engineer:	Jackson Xue



Freq. (MHz)	Reading (dBµV)	Meas. (dBµV/m)	Limit (dBµV/m)	Margin (dBµV/m)	Det.	Height (cm)	Pol.	Azimuth (deg)	Corr. (dB)	Verdict
31.94	60.25	29.77	40.00	10.23	QPK	100	V	54.4	-30.48	PASS
61.04	61.74	32.28	40.00	7.72	QPK	100	V	295.5	-29.46	PASS
83.35	66.44	33.20	40.00	6.8	QPK	100	V	77.0	-33.24	PASS
126.03	67.33	34.60	43.50	8.9	QPK	100	V	65.1	-32.73	PASS
192.96	63.91	32.37	43.50	11.13	QPK	100	V	220.5	-31.54	PASS
240.49	66.21	36.32	46.00	9.68	QPK	100	V	0.0	-29.89	PASS

Project Information			
Mode:	18mm 10%Load	Voltage:	AC 120V/60Hz
Environment:	Temp: 25°C; Humi:60%	Engineer:	Jackson Xue



Freq. (MHz)	Reading (dBµV)	Meas. (dBµV/m)	Limit (dBµV/m)	Margin (dBµV/m)	Det.	Height (cm)	Pol.	Azimuth (deg)	Corr. (dB)	Verdict
83.35	65.68	32.44	40.00	7.56	QPK	200	H	360	-33.24	PASS
128.94	69.19	35.99	43.50	7.51	QPK	200	H	146.8	-33.2	PASS
191.99	67.46	35.89	43.50	7.61	QPK	100	H	48.8	-31.57	PASS
240.49	68.55	38.66	46.00	7.34	QPK	100	H	57.7	-29.89	PASS
288.99	65.86	37.26	46.00	8.74	QPK	100	H	233.9	-28.6	PASS
337.49	65.49	38.54	46.00	7.46	QPK	100	H	148.2	-26.95	PASS

7. ANTENNA APPLICATION

7.1. Antenna Requirement

Standard	Requirement
FCC CRF Part 15.203	An intentional radiator shall be designed to ensure that no antenna other than that furnished by the responsible party shall be used with the device. The use of a permanently attached antenna or of an antenna that uses a unique coupling to the intentional radiator shall be considered sufficient to comply with the provisions of this section. The manufacturer may design the unit so that a broken antenna can be replaced by the user, but the use of a standard antenna jack or electrical connector is prohibited. This requirement does not apply to carrier current devices or to devices operated under the provisions of §15.211, §15.213, §15.217, §15.219, or §15.221. Further, this requirement does not apply to intentional radiators that must be professionally installed, such as perimeter protection systems and some field disturbance sensors, or to other intentional radiators which, in accordance with §15.31(d), must be measured at the installation site. However, the installer shall be responsible for ensuring that the proper antenna is employed so that the limits in this part are not exceeded.

For intentional device, according to FCC 47 CFR Section 15.203, an intentional radiator shall be designed to ensure that no antenna other than that furnished by the responsible party shall be used with the device.

7.2. Result

Pass

Note: The EUT has 1 antenna: The internal antenna gain is 0.0 dBi;

- Antenna use a permanently attached antenna which is not replaceable.
- Not using a standard antenna jack or electrical connector for antenna replacement
- The antenna has to be professionally installed (please provide method of installation)

which in accordance to section 15.203, please refer to the internal photos.

*** End of Report ***

声明 Statement

1. 本报告无授权批准人签字及“检验报告专用章”无效;
This report will be void without authorized signature or special seal for testing report.
2. 未经许可本报告不得部分复制;
This report shall not be copied partly without authorization.
3. 本报告的检测结果仅对送测样品有效, 委托方对样品的代表性和资料的真实性负责;
The test results or observations are applicable only to tested sample. Client shall be responsible for representativeness of the sample and authenticity of the material.
4. 本检测报告中检测项目标注有特殊符号则该项目不在资质认定范围内, 仅作为客户委托、科研、教学或内部质量控制等目的使用;
The observations or tests with special mark fall outside the scope of accreditation, and are only used for purpose of commission, research, training, internal quality control etc.
5. 本检测报告以实测值进行符合性判定, 未考虑不确定度所带来的风险, 本实验室不承担相关责任, 特别约定、标准或规范中有明确规定的除外;
The test results or observations are provided in accordance with measured value, without taking risks caused by uncertainty into account. Without explicit stipulation in special agreements, standards or regulations, EMTEK shall not assume any responsibility.
6. 对本检测报告若有异议, 请于收到报告之日起 20 日内提出;
Objections shall be raised within 20 days from the date receiving the report.